



TELANGANA ELECTRICITY REGULATORY COMMISSION
Vidyut Niyantran Bhavan, G.T.S. Colony, Kalyan Nagar, Hyderabad 500 045

ORDER

ON

**AGGREGATE REVENUE REQUIREMENT (ARR) OF
RETAIL SUPPLY BUSINESS**

FOR

**5TH CONTROL PERIOD
(FY 2024-25 TO FY 2028-29)**

AND

RETAIL SUPPLY TARIFFS for FY 2024-25

IN THE SUPPLY AREAS OF

**SOUTHERN POWER DISTRIBUTION COMPANY OF TELANGANA LIMITED
(TGSPDCL)**

AND

**NORTHERN POWER DISTRIBUTION COMPANY OF TELANGANA LIMITED
(TGSPDCL)**

28.10.2024

Table of Contents

Chapter-1 Introduction	2
1.1 BACKGROUND	2
1.2 PRESENT PETITIONS	7
Chapter-2 Summary of Filings	13
2.1 SUMMARY OF FILINGS	13
2.2 SALE OF ENERGY AND LOSS	13
2.3 SALES PROJECTIONS	14
2.4 POWER PURCHASE REQUIREMENT	16
2.5 ENERGY AVAILABILITY	19
2.6 FIXED COSTS FOR TG GENCO	29
2.7 VARIABLE COSTS FOR TG GENCO	31
2.8 INTEREST ON PENSION BONDS	32
2.9 FIXED COST FOR CENTRAL GENERATING STATIONS	33
2.10 VARIABLE COSTS FOR CENTRAL GENERATING STATIONS	34
2.11 PGCIL CHARGES (INTER STATE TRANSMISSION CHARGES)	35
2.12 NON-CONVENTIONAL ENERGY (NCE) SOURCES	36
2.13 SEMBCORP ENERGY INDIA LTD. (SEIL)	37
2.14 BILATERAL/ INTER-STATE PURCHASES	38
2.15 SALE OF SURPLUS POWER	39
2.16 D-D PURCHASES/ SALES	39
2.17 SUMMARY OF POWER PURCHASE FOR FY 2023-24, FY 2024-25 TO FY 2028-29	40
2.18 INTRA STATE TRANSMISSION CHARGES	44
2.19 SLDC CHARGES	44
2.20 DISTRIBUTION COST	45
2.21 INTEREST ON CONSUMER DEPOSIT	46
2.22 AGGREGATE REVENUE REQUIREMENT	47
2.23 REVENUE PROJECTIONS FOR FY 2024-25	47
2.24 NON-TARIFF INCOME FOR FY 2023-24 & PROJECTIONS FOR FY 2024-25	48
2.25 REVENUE FROM CROSS SUBSIDY SURCHARGE AND ADDITIONAL SURCHARGE	49
2.26 COST OF SERVICE (COS)	50
2.27 REVENUE DEFICIT/(SURPLUS) AT CURRENT TARIFFS	52
2.28 PROPOSED TARIFFS FOR FY 2023-24	53
2.29 OTHER TARIFF PROPOSALS	56
2.30 CROSS SUBSIDY SURCHARGE (CSS)	57
2.31 REVENUE AND REVENUE GAP/ SURPLUS WITH PROPOSED TARIFF	60
Chapter-3 Issues Raised by Stakeholder, Responses of Petitioner and Commission's View	61
3.1 OBJECTIONS/SUGGESTIONS MADE ON FILINGS	61
3.2 Delay in filing	61
3.3 SALES PROJECTION	62
3.4 LOSSES	66
3.5 ENERGY AVAILABILITY	67
3.6 ENERGY REQUIREMENT	68
3.7 POWER PURCHASE	71
3.8 SURPLUS POWER	75
3.9 FIXED & VARIABLE COST OF POWER PLANTS	78
3.10 TARIFF HIKE	80
3.11 HT-I: INDUSTRY 11 KV/33 KV/132 KV	82

3.12	HT – V (A) RAILWAY TRACTION	83
3.13	HMWSSB Tariff	84
3.14	AIRPORT	85
3.15	PGCIL CHARGES	86
3.16	INTRA-STATE TRANSMISSION CHARGES	87
3.17	RESTRICTING CSS TO 20% OF AVERAGE COST OF SUPPLY (ACOS)	88
3.18	AGRICULTURAL CONSUMERS	89
3.19	TOD TARIFF	89
3.20	DEMAND SIDE MANAGEMENT (DSM)	90
3.21	CATEGORISATION OF TELECOM INDUSTRY	90
3.22	REVENUE GAP	91
3.23	TRANSMISSION LINES	92
3.24	GRID SUPPORT CHARGES AND STAND BY CHARGES	93
3.25	BILLING ISSUE	94
3.26	RPPO	95
3.27	STATUS OF IMPLEMENTATION OF DIRECTIVES ISSUED BY THE COMMISSION	96
3.28	EV CHARGING	99
3.29	SOLAR ENERGY BILLING RULES	100
3.30	GRIEVANCES	101
3.31	OPERATIONAL ISSUES	101
3.32	OTHERS	102

Chapter-4 Analysis and Conclusions on ARR of MYT for FY 2024-25 to FY 2028-29 105

4.1	SALES PROJECTIONS FOR FY 2024-25 TO FY 2028-29	105
4.2	ENERGY REQUIREMENT FOR FY2024-25 to FY2028-29	114
4.3	ENERGY AVAILABILITY FOR FY 2024-25 to FY 2028-29	119
4.4	MONTHLY MERIT ORDER DISPATCH	128
4.5	COST OF POWER PURCHASE	129
4.6	PURCHASE/SALE OF DEFICIT/SURPLUS ENERGY	136
4.7	DISCOM WISE ALLOCATION OF ENERGY	136
4.8	DISCOM TO DISCOM (D-D) ENERGY TRANSFER & D-D COST ADJUSTMENT	137
4.9	POWER PURCHASE COST FOR FY 2024-25 TO FY 2028-29	137
4.10	DISTRIBUTION COST	142
4.11	INTER-STATE TRANSMISSION CHARGES	143
4.12	INTRA-STATE TRANSMISSION CHARGES	144
4.13	SLDC CHARGES	145
4.14	O&M EXPENSES	146
4.15	DEPRECIATION	146
4.16	INTEREST AND FINANCE CHARGES ON LOAN	146
4.17	INTEREST ON WORKING CAPITAL	147
4.18	INTEREST ON CONSUMER SECURITY DEPOSIT	147
4.19	RETURN ON EQUITY	148
4.20	NON-TARIFF INCOME	148
4.21	AGGREGATE REVENUE REQUIREMENT	149

Chapter-5 Cost of Service for FY 2024-25 153

5.1	COST OF SERVICE	153
-----	-----------------	-----

Chapter-6 Tariff Design 158

6.1	INTRODUCTION	158
6.2	LT-I DOMESTIC	158
6.3	LT-II NON-DOMESTIC/COMMERCIAL	159

6.4	LT-III: INDUSTRY	160
6.5	LT-VII: GENERAL PURPOSE	161
6.6	LT-VIII: TEMPORARY SUPPLY	162
6.7	LT-IX ELECTRIC VEHICLES	162
6.8	HT-I: INDUSTRY	163
6.9	HT-I (B) FERRO ALLOY UNITS	164
6.10	HT-II: OTHERS	165
6.11	HT-III: AIRPORTS, BUS STATIONS AND RAILWAY STATIONS	166
6.12	HT-IV: IRRIGATION & CPWS	167
6.13	HT-V: RAILWAY TRACTION & HMR	168
6.14	HT-VI: TOWNSHIPS & RESIDENTIAL COLONIES	168
6.15	DETERMINATION OF STAND BY CHARGES	169
6.16	DETERMINATION OF GRID SUPPORT CHARGES	172
6.17	UNBLOCKING OF RKVAH LEAD FOR KVAH BILLING	173
Chapter-7 Retail supply tariff schedule		177
7.1	REVENUE GAP CLAIMED BY TGDISCOMS	177
7.2	REFERENCE TARIFF SCHEDULE	177
7.3	TIME OF DAY (TOD) TARIFFS:	180
7.4	REVENUE AT REFERENCE TARIFFS	180
7.5	REVENUE GAP AT REFERENCE TARIFFS	182
7.6	FULL COST RECOVERY TARIFF SCHEDULE	183
7.7	COMMUNICATION WITH GoTG WITH REGARD TO SUBSIDY COMMITMENT	186
7.8	TIME OF DAY (TOD) TARIFFS:	190
Chapter-8 cross subsidy surcharge for fy 2024-25		191
8.1	STATUTORY PROVISIONS	191
8.2	CROSS SUBSIDY SURCHARGE FOR FY 2024-25	192
8.3	APPLICABILITY	198
Chapter-9 terms & Conditions of tariff		199
9.1	TERMS & CONDITIONS OF TARIFF	199
9.2	LT-I: DOMESTIC	199
9.3	LT-II: NON-DOMESTIC/COMMERCIAL	200
9.4	LT-III: INDUSTRY	202
9.5	LT-IV(A): COTTAGE INDUSTRIES	204
9.6	LT-V: AGRICULTURAL	205
9.7	LT-VI: STREET LIGHTING AND PWS SCHEMES	206
9.8	LT-VII: GENERAL	207
9.9	LT-VIII: TEMPORARY SUPPLY	208
9.10	LT-IX: ELECTRIC VEHICLE CHARGING STATIONS	209
9.11	TERMS & CONDITIONS OF LT SUPPLY	209
9.12	CATEGORY-WISE SPECIFIC CONDITIONS OF LT TARIFF	210
9.13	OTHER CHARGES IN LT	217
9.14	MISCELLANEOUS WORKS IN LT	219
9.15	POWER FACTOR APPARATUS AND CAPACITOR SURCHARGE FOR LT	219
9.16	HT-I: INDUSTRY	220
9.17	HT-II(A): OTHERS	225
9.18	HT-II(B): WHOLLY RELIGIOUS PLACES	227
9.19	HT-III: AIRPORTS, RAILWAY STATIONS AND BUS STATIONS	228
9.20	HT-IV: IRRIGATION, AGRICULTURE & CPWS SCHEMES	229
9.21	HT-IV(B): CPWS SCHEMES	229
9.22	HT-V: RAILWAY TRACTION	230
9.23	HT-VI: TOWNSHIPS AND RESIDENTIAL COLONIES	230
9.24	HT-VII: TEMPORARY SUPPLY	231

9.25	HT-VIII: RURAL ELECTRIC CO-OPERATIVE SOCIETIES (RESCO)	232
9.26	HT-IX: ELECTRIC VEHICLE CHARGING STATIONS	232
9.27	GREEN TARIFF	233
9.28	TERMS & CONDITIONS OF HT SUPPLY	233
9.29	CATEGORY-WISE SPECIFIC CONDITION OF HT TARIFF	235
9.30	OTHER CHARGES IN HT	239
9.31	MISCELLANEOUS WORKS IN HT	240



List of Tables

Table 2-1: Sale of Energy and losses claimed by TGSPDCL for FY 2022-23, FY 2023-24 & FY 2024-25	13
Table 2-2: Sale of Energy and losses claimed by TGNPDCL for FY 2022-23 & FY 2023-24.....	13
Table 2-3: Category-wise sales claimed by TGSPDCL (in Mus) for FY 2024-25 to FY 2028-29.....	14
Table 2-4: Category-wise sales claimed by TGNPDCL (in Mus) for FY 2024-25 to FY 2028-29.....	15
Table 2-5 Discom Losses considered for projection of energy input for FY 2024-25 to FY 2028-29... 16	
Table 2-6 Transmission losses considered for projection of energy input for FY 2024-25 to FY 2028-29.	17
Table 2-7: Energy Requirement projected by TGSPDCL for FY 2024-25 to FY 2028-29.....	17
Table 2-8: Energy Requirement projected by TGNPDCL for FY 2024-25 to FY 2028-29.....	18
Table 2-9: TGGENGO thermal (Net Energy Availability- MU) submitted by TGSPDCL	20
Table 2-10: TGGENGO thermal (Net Energy Availability- MU) submitted by TGNPDCL	20
Table 2-11: Hydel (Net Energy Availability – Mus) as submitted by TGSPDCL.....	21
Table 2-12: Hydel (Net Energy Availability – Mus) as submitted by TGNPDCL.....	22
Table 2-13: Central Generating Stations (Net Energy Availability -MUs) as submitted by TGSPDCL.	23
Table 2-14: Central Generating Stations (Net Energy Availability -MUs) as submitted by TGNPDCL	23
Table 2-15: NCES (Net Energy Availability – MUs for FY 2024-25 to FY 2028-29.....	25
Table 2-16: SEIL Net Energy Availability – Mus as submitted by TGSPDCL.....	27
Table 2-17: SEIL Net Energy Availability – Mus as submitted by TGNPDCL	28
Table 2-18: STPP (Net Energy Availability- Mus) as submitted by TGSPDCL	28
Table 2-19: STPP (Net Energy Availability- Mus) as submitted by TGNPDCL	28
Table 2-20: Summary of Net Energy Availability (MU) as submitted by TGSPDCL.....	29
Table 2-21: Summary of Net Energy Availability (MU) as submitted by TGNPDCL.....	29
Table 2-22: Total Fixed Cost considered by TG GENCO as submitted by TGSPDCL	30
Table 2-23: Total Fixed Cost considered by TG GENCO as submitted by TGNPDCL	31
Table 2-24: Total Variable Cost considered by TG GENCO as submitted by TGSPDCL	32
Table 2-25: Total Variable Cost considered by TG GENCO as submitted by TGNPDCL.....	32
Table 2-26: Interest on Pension bonds as submitted by TGSPDCL	32
Table 2-27: Interest on Pension bonds as submitted by TGNPDCL	33

Table 2-28: CGS Thermal Fixed Costs as submitted by TGSPDCL	33
Table 2-29: CGS Thermal Fixed Costs as submitted by TGNPDCL	33
Table 2-30: Variable charges for Central Generating Stations as Submitted by TGSPDCL	34
Table 2-31: Variable charges for Central Generating Stations as Submitted by TGNPDCL	35
Table 2-32: PGCIL charges Projected by TGSPDCL (in Rs. crore)	36
Table 2-33: PGCIL charges projected by TGNPDCL (in Rs. crore)	36
Table 2-34: Variable cost projection for NCES as submitted by TGNPDCL	36
Table 2-35: Variable cost projection for NCES as submitted by TGSPDCL	37
Table 2-36: Fixed Cost and Variable Cost for SEIL as submitted by TGSPDCL	37
Table 2-37: Fixed Cost and Variable Cost for SEIL as submitted by TGNPDCL	38
Table 2-38: Bilateral/ Inter-State Purchases as submitted by TGSPDCL	38
Table 2-39: Bilateral/ Inter-State Purchases as submitted by TGNPDCL	39
Table 2-40: D-D Purchases/ Sales as submitted by Licensees	39
Table 2-41: Power Purchase Cost submitted by TGDISCOMs	40
Table 2-42: Power Purchase Cost as submitted by TGNPDCL	42
Table 2-43: Intra State Transmission Charges as submitted by TGSPDCL	44
Table 2-44: Intra State Transmission Charges as submitted by TGNPDCL	44
Table 2-45: SLDC Charges as submitted by TGSPDCL	45
Table 2-46: SLDC Charges as submitted by TGNPDCL	45
Table 2-47: Distribution Cost as submitted by TGSPDCL (in Rs. crore)	45
Table 2-48: Distribution Cost as submitted by TGNPDCL (in Rs. crore)	46
Table 2-49: Interest on Consumer Deposit as submitted by TGSPDCL (in Rs. crore)	46
Table 2-50: Interest on Consumer Deposit as submitted by TGNPDCL (in Rs. crore)	46
Table 2-51: Aggregate Revenue Requirement (ARR) for TGSPDCL (in Rs. crore)	47
Table 2-52: Aggregate Revenue Requirement (ARR) for TGNPDCL (in Rs. crore)	47
Table 2-53: Revenue projections by TGSPDCL for FY 2024-25 (in Rs. crore)	47
Table 2-54: Revenue projections by TGNPDCL for FY 2024-25 (in Rs. crore)	48
Table 2-55: Revenue from Cross Subsidy Surcharge and Additional Surcharge for FY2023-24 as submitted by TGSPDCL	49
Table 2-56: Revenue from Cross Subsidy Surcharge for FY2024-25 as submitted by TGSPDCL	50

Table 2-57: Revenue from Additional Surcharge for FY2024-25 as submitted by TGSPDCL	50
Table 2-58 COS claimed by TGSPDCL for FY 2024-25.....	50
Table 2-59: COS claimed by TGSPDCL for FY 2024-25.....	51
Table 2-60: Revenue deficit/(surplus) at current tariffs claimed by TGSPDCL	52
Table 2-61: Revenue deficit/(surplus) at current tariffs claimed by TGNPDCL	53
Table 2-62: Summary of existing and proposed modification in retail supply tariff by TGDISCOMs ...	53
Table 2-63: Grid Support Charges as submitted by TGDISCOMs	56
Table 2-64: CSS in Rs./unit proposed by TGSPDCL for FY 2024-25	57
Table 2-65: CSS in Rs./unit proposed by TGNPDCL for FY 2024-25	59
Table 2-66: Revenue Gap/ Surplus with Proposed Tariff claimed by TGDISCOMs for FY 2024-25 (in Rs. crore).....	60
Table 4-1: Category wise sales projected by TGSPDCL for FY 2024-25 to FY 2028-29 (MUs).....	105
Table 4-2: Category wise sales projected by TGNPDCL for FY 2024-25 to FY 2028-29 (MUs).....	107
Table 4-3: Category-wise growth rate for sales approved by the Commission for TGSPDCL for FY 2024-25 to FY 2028-29 (%)......	108
Table 4-4: Category-wise growth rate for sales approved by the Commission for TGNPDCL for FY 2024-25 to FY 2028-29 (%)......	110
Table 4-5: Category wise sales approved by the Commission for TGSPDCL for FY 2024-25 to FY 2028-29 (MUs)	111
Table 4-6: Category wise sales approved by the Commission for TGNPDCL for FY 2024-25 to FY 2028-29 (MUs)	113
Table 4-7: Voltage wise distribution losses as claimed by TGSPDCL (%).....	114
Table 4-8: Voltage wise distribution losses as claimed by TGNPDCL (%).....	114
Table 4-9: Energy Requirement as projected by TGSPDCL for FY 2024-25 to FY 2028-29 (MUs) ..	115
Table 4-10: Energy Requirement as projected by TGNPDCL for FY 2024-25 to FY 2028-29 (MUs)	116
Table 4-11: Voltage wise distribution losses as approved by the Commission for TGSPDCL for FY 2024-25 to FY 2028-29 (%)......	117
Table 4-12: Voltage wise distribution losses as approved by the Commission for TGNPDCL for FY 2024-25 to FY 2028-29 (%)......	117
Table 4-13: Intra-State Transmission Losses as approved by the Commission for TGDISCOMs for FY 2024-25 to FY 2028-29 (%)	117
Table 4-14: Inter-State Transmission Losses as approved by the Commission for TGDISCOMs for FY 2024-25 to FY 2028-29 (%)	118
Table 4-15: Energy Requirement as approved by the Commission for TGSPDCL for FY 2024-25 to FY 2028-29 (MUs)	118

Table 4-16: Energy Requirement as approved by the Commission for TGNPDCL for FY 2024-25 to FY 2028-29 (MUs)	118
Table 4-17: Energy availability as projected by TGSPDCL for FY2024-25 to FY2028-29 (MUs)	120
Table 4-18: Energy availability as projected by TGNPDCL for FY2024-25 to FY2028-29 (MUs)	120
Table 4-19: Share allocation to Telangana from thermal generating stations of TGGENCO	120
Table 4-20: Energy availability projections from thermal generating stations of TGGENCO as approved by the Commission (MUs)	121
Table 4-21: Share allocation to Telangana from Hydel generating stations	122
Table 4-22: Energy availability projections from hydel generating stations of TGGENCO as approved by the Commission (MUs)	123
Table 4-23: Share allocation to Telangana in Central Generating Stations (CGS)	124
Table 4-24: Energy availability projections from CGS as approved by the Commission for FY2024-25 to FY2028-29 (MUs)	125
Table 4-25: Share allocation to Telangana from other long- term/medium-term sources of power ...	126
Table 4-26: Energy availability projections from other long-term sources as approved by the Commission for FY 2024-25 to FY 2028-29 (MUs)	126
Table 4-27: Capacity available from NCE sources as approved by the Commission (MW)	126
Table 4-28: Energy availability projections from non-conventional energy sources as approved by the Commission (MUs)	127
Table 4-29: Energy availability approved by the Commission for FY 2024-25 to FY 2028-29 (MUs)	128
Table 4-30: Power procurement cost as approved by the Commission for generating stations of TGGENCO for FY2024-25 (Rs. crore).....	130
Table 4-31: Power procurement cost approved by the Commission from generating stations of TGGENCO for FY2025-26 (Rs. crore).....	131
Table 4-32: Power procurement cost approved by the Commission from generating stations of TGGENCO for FY2026-27 (Rs. crore).....	131
Table 4-33: Power procurement cost approved by the Commission from generating stations of TGGENCO for FY2027-28 (Rs. crore).....	132
Table 4-34: Power procurement cost approved by the Commission from generating stations of TGGENCO for FY2028-29 (Rs. crore).....	133
Table 4-35: Power procurement cost approved by the Commission from Central Generating Stations for FY2024-25 to FY2028-29 (Rs. crore)	134
Table 4-36: Power procurement cost from other long-term/short-term sources for FY2024-25 (Rs. crore)	135
Table 4-37: Power procurement cost from other long-term/short-term sources for FY 2025-26 (Rs. crore)	135
Table 4-38: Power procurement cost from other long-term/short-term sources for FY 2026-27 (Rs. crore)	

.....	135
<i>Table 4-39: Power procurement cost from other long-term/short-term sources for FY 2027-28 (Rs. crore)</i>	135
<i>Table 4-40: Power procurement cost from other long-term/short-term sources for FY 2028-29 (Rs. crore)</i>	135
<i>Table 4-41: TGDIsComs-Power procurement cost from NCE sources for FY 2024-25 to FY 2028-29 (Rs. crore)</i>	136
<i>Table 4-42: Power purchase cost for TGSPDCL as approved by the Commission for FY 2024-25 (Rs. crore)</i>	137
<i>Table 4-43: Power purchase cost for TGSPDCL as approved by the Commission for FY 2025-26 (Rs. crore)</i>	137
<i>Table 4-44: Power purchase cost for TGSPDCL as approved by the Commission for FY 2026-27 (Rs. crore)</i>	137
<i>Table 4-45: Power purchase cost for TGSPDCL as approved by the Commission for FY 2027-28 (Rs. crore)</i>	138
<i>Table 4-46: Power purchase cost for TGSPDCL as approved by the Commission for FY 2028-29 (Rs. crore)</i>	138
<i>Table 4-47: Power purchase cost for TGNPDCL as approved by the Commission for FY 2024-25 (Rs. crore)</i>	138
<i>Table 4-48: Power purchase cost for TGNPDCL as approved by the Commission for FY 2025-26 (Rs. crore)</i>	139
<i>Table 4-49: Power purchase cost for TGNPDCL as approved by the Commission for FY 2026-27 (Rs. crore)</i>	139
<i>Table 4-50: Power purchase cost for TGNPDCL as approved by the Commission for FY 2027-28 (Rs. crore)</i>	139
<i>Table 4-51: Power purchase cost for TGNPDCL for FY 2028-29</i>	140
<i>Table 4-52: Power purchase cost for TGDISCOMS as approved by the Commission for FY 2024-25 (Rs. crore)</i>	140
<i>Table 4-53: Power purchase cost for TGDISCOMS as approved by the Commission for FY 2025-26 (Rs. crore)</i>	140
<i>Table 4-54: Power purchase cost for TGDISCOMS as approved by the Commission for FY 2026-27 (Rs. crore)</i>	141
<i>Table 4-55: Power purchase cost for TGDISCOMS as approved by the Commission for FY 2027-28 (Rs. crore)</i>	141
<i>Table 4-56: Power purchase cost for TGDISCOMS as approved by the Commission for FY 2028-29 (Rs. crore)</i>	141
<i>Table 4-57: Distribution Cost as claimed by TGDISCOMS for FY 2024-25 to FY 2028-29 (Rs. crore)</i>	142
<i>Table 4-58: Distribution Cost-Wheeling Business as approved by the Commission for TGDISCOMS for</i>	

FY 2024-25 to FY 2028-29 (Rs. crore)	143
Table 4-59: Inter State Transmission System (ISTS) charges as Claimed for TGSPDCL for FY 2024-25 to FY 2028-29 (Rs. crore)	143
Table 4-60: Inter State Transmission System (ISTS) charges as Claimed for TGNPDCL for FY 2024-25 to FY 2028-29 (Rs. crore)	143
Table 4-61: Inter State Transmission System (ISTS) charges as approved for TGSPDCL for FY 2024-25 to FY 2028-29 (Rs. crore)	144
Table 4-62: Inter State Transmission System (ISTS) charges as approved for TGNPDCL for FY 2024-25 to FY 2028-29 (Rs. crore)	144
Table 4-63: Intra-State Transmission Charges as claimed by TGSPDCL for FY 2024-25 to FY 2028-29 (Rs. crore)	144
Table 4-64: Intra-State Transmission Charges as claimed by TGNPDCL for FY 2024-25 to FY 2028-29 (Rs. crore)	144
Table 4-65: Intra-State Transmission Charges as approved by the Commission for TGSPDCL for FY 2024-25 to FY 2028-29 (Rs. crore)	145
Table 4-66: Intra-State Transmission Charges as approved by the Commission for TGNPDCL for FY 2024-25 to FY 2028-29 (Rs. crore)	145
Table 4-67: SLDC charges as claimed by TGSPDCL for FY 2024-25 to FY 2028-29 (Rs. crore)	145
Table 4-68: SLDC charges as claimed by TGNPDCL for FY 2024-25 to FY 2028-29 (Rs. crore)	145
Table 4-69: SLDC Charges approved by the Commission for TGSPDCL for FY 2024-25 to FY 2028-29 (Rs. crore)	145
Table 4-70: SLDC Charges approved by the Commission for TGNPDCL for FY 2024-25 to FY 2028-29 (Rs. crore)	146
Table 4-71: O&M Expenses allocated to Retail Supply Business for TGDIsoms for FY 2024-25 to FY 2028-29 (Rs. crore)	146
Table 4-72: Depreciation allocated to Retail Supply Business for TGDIsoms for FY 2024-25 to FY 2028-29 (Rs. crore)	146
Table 4-73: Interest and Finance Charges on Loan allocated to Retail Supply Business for TGDIsoms for FY 2024-25 to FY 2028-29 (Rs. crore)	146
Table 4-74: Interest on consumer Security Deposit claimed for TGSPDCL for FY 2024-25	147
Table 4-75: Interest on consumer Security Deposit claimed for TGNPDCL for FY 2024-25	147
Table 4-76: Interest on consumer Security Deposit approved by the Commission for TGSPDCL for FY 2024-25	147
Table 4-77: Interest on consumer Security Deposit approved by the Commission for TGNPDCL for FY 2024-25	148
Table 4-78: Return on Equity allocated to Retail Supply Business for TGDIsoms for FY 2024-25 to FY 2028-29 (Rs. crore)	148
Table 4-79: Non-Tariff Income claimed by TGDIsoms for FY 2024-25 (Rs. crore)	148

Table 4-80: Non-Tariff Income approved for FY 2024-25.....	149
Table 4-81: Aggregate Revenue Requirement (ARR) claimed by TGSPDCL and approved by the Commission from FY 2024-25 to FY 2028-29 (Rs. crore).....	150
Table 4-82: Aggregate Revenue Requirement (ARR) claimed and approved for TGNPDCL from FY 2024-25 to FY 2028-29 (Rs. Crore).....	151
Table 4-83: Aggregate Revenue Requirement (ARR) claimed by TGDISCOM and approved by the Commission from FY 2024-25 to FY 2028-29 (Rs. crore).....	152
Table 5-1: Cost of Service for each category as submitted by TGSPDCL for FY2024-25.....	153
Table 5-2: Cost of Service for each category as submitted by TGNPDCL for FY 2024-25.....	154
Table 5-3: Cost of Service for FY2024-25 as computed by the Commission (Rs./kWh).....	156
Table 6-1: Existing charges under LT-I(B)(ii) for Above 200 units/month.....	158
Table 6-2: TGDISCOMs proposed tariff under LT-I(B)(ii) for Above 200 units/month.....	158
Table 6-3: Commission approved tariff under LT-I(B)(ii) for Above 200 units/month.....	159
Table 6-4: Existing charges under LT-II Non-Domestic/Commercial.....	159
Table 6-5: TGDISCOMs proposed tariff under LT-II Non-Domestic/Commercial.....	159
Table 6-6: Commission approved tariff under LT-II Non-Domestic/Commercial.....	160
Table 6-7: Existing charges under LT-III Industry Category.....	160
Table 6-8: TGDISCOMs proposed tariff under LT-II Industry Category.....	160
Table 6-9: Commission approved tariff under LT-III Industry.....	161
Table 6-10: Existing charges under LT-VII General Category.....	161
Table 6-11: TGDISCOMs proposed tariff under LT-VII General category.....	161
Table 6-12: Commission approved tariff under LT-VII General.....	162
Table 6-13: Existing charges under LT-VIII Temporary Category.....	162
Table 6-14: TGDISCOMs proposed tariff under LT-VIII Temporary category.....	162
Table 6-15: Commission approved tariff under LT-VIII Temporary.....	162
Table 6-16: Existing charges under LT-IX Electric Vehicles.....	162
Table 6-17: TGDISCOMs proposed tariff under LT-IX Electric Vehicles.....	163
Table 6-18: Commission approved tariff under LT-IX Electric Vehicles.....	163
Table 6-19: Existing charges under HT-I Industry category.....	163
Table 6-20: TGDISCOMs proposed tariff under HT-I Industry Category.....	164
Table 6-21: Commission approved tariff under HT-I Industry Category.....	164

Table 6-22: Existing charges under HT-I (B) Ferro alloy units.....	165
Table 6-23: TGDISCOMs proposed tariff under HT-I (B) Ferro alloy units.....	165
Table 6-24: Commission approved tariff under HT-I (B) Ferro alloy units Category	165
Table 6-25: Existing charges under HT-II Others	165
Table 6-26: TGDISCOMs proposed tariff under HT-I (B) Ferro alloy units.....	166
Table 6-27: Commission approved tariff under HT-II Others Category	166
Table 6-28: Existing charges under HT-III: Airports, Bus Stations and Railway Stations	166
Table 6-29: TGDISCOMs proposed tariff under HT-III: Airports, Bus Stations and Railway Stations	167
Table 6-30: Commission approved tariff under HT-III: Airports, Bus Stations and Railway Stations .	167
Table 6-31: Existing charges under HT-IV(A): Irrigation & Agriculture	167
Table 6-32: TGDISCOMs proposed tariff under HT-IV(A):Irrigation & Agriculture	167
Table 6-33: Commission approved tariff under HT-IV(A): Irrigation & Agriculture.....	168
Table 6-34: Existing charges under HT-V: Railway Traction & HMR	168
Table 6-35: TGDISCOMs proposed tariff under HT-V: Railway Traction & HMR	168
Table 6-36: Commission approved tariff under HT-V: Railway Traction & HMR.....	168
Table 6-37: Existing charges under HT-VI: Townships & Residential Colonies	168
Table 6-38: TGDISCOMs proposed tariff under HT-VI: Townships & Residential Colonies	169
Table 6-39: Commission approved tariff under HT-VI: Townships & Residential Colonies	169
Table 6-40: Computation of Grid Support Charges as claimed by TGDiscoms	172
Table 6-41: Computation of Grid Support Charges as approved by the Commission for FY2024-25	173
Table 7-1: Revenue gap claimed by TGDISCOMs for FY 2024-25.....	177
Table 7-2: Reference Tariff Schedule for FY 2024-25.....	177
Table 7-3: Applicable Time of Day (TOD) Tariffs for HT-I(A) Industry General and Poultry, HT-II(A) Others, HT-II(B) Wholly Religious places, HT-III airports, Railway stations and Bus stations and HT-IX Electric Vehicle Charging Stations	180
Table 7-4: Revenue at Reference Tariffs determined by the Commission.....	180
Table 7-5: Revenue gap at Reference Tariffs determined by the Commission for FY 2024-25 (Rs. crore)	183
Table 7-6: Full Cost Recovery Tariff Schedule for FY 2024-25.....	184
Table 7-7: Requirement of subsidy amount as communicated to GoTG for FY 2024-25.....	186
Table 7-8: Retail Supply Tariff Schedule as determined by the Commission for FY2024-25	187

Table 7-9: Applicable Time of Day (TOD) Tariffs for HT-I(A) Industry General and Poultry, HT-II(A) Others, HT-II(B) Wholly Religious places, HT-III airports, Railway stations and Bus stations and HT-IX Electric Vehicle Charging Stations. 190

Table 8-1: CSS proposed by TGDISCOMs for FY 2024-25 192

Table 8-2: TGSPDCL- CSS determined by the Commission for FY 2024-25 195

Table 8-3: TGNPDCL- CSS determined by the Commission for FY 2024-25 197

Table 8-4: TGNPDCL- CSS determined by the Commission for FY 2024-25 197



List of Abbreviations

A&G	Administrative and General
APTransco	Transmission Corporation of Andhra Pradesh Limited
APCPDCL	Andhra Pradesh Central Power Distribution Corporation Limited
APERC	Andhra Pradesh Electricity Regulatory Commission
APNPDCL	Northern Power Distribution Company of Andhra Pradesh Limited
ARR	Aggregate Revenue Requirement
AT&C	Aggregate Technical and Commercial Losses
CAGR	Compound Annual Growth Rate
CC	Consumer Contribution
CEA	Central Electricity Authority
CERC	Central Electricity Regulatory Commission
CPI	Consumer Price Index
CT	Current Transformer
CWIP	Capital Work in Progress
DA	Daily Allowance
DE	Divisional Engineer
DISCOM	Distribution Company
DNR	Distribution Network Renovation
DTR	Distribution Transformer
EE	Employee Expenses
FPT	Filing for Proposed Tariff
FRP	Financial Restructuring Plan
FY	Financial Year
G.O.Ms	Government Order (Manuscript)
GFA	Gross Fixed Assets
GHMC	Greater Hyderabad Municipal Corporation
Gol	Government of India
GoTG	Government of Telangana
HT	High Tension
HV	High Voltage
HVDC	High Voltage Direct Current
IDC	Interest During Construction
ISI	Indian Standard Institute
kV	kilo Volt
LI	Lift Irrigation
LT	Low Tension
LV	Low Voltage
MAT	Minimum Alternative Tax
MoP	Ministry of Power

MSW	Municipal Solid Waste
MU	Million Units
MW	Mega-Watt
MYT	Multi Year Tariff
NEP	National Tariff Policy
NTI	Non-Tariff Income
NTP	National Tariff Policy
O&M	Operation and Maintenance
O.P.	Original Petition
OA	Open Access
PFC	Power Finance Corporation
PTC	Power Trading Corporation
PTR	Power Transformer
R&M	Repairs & Maintenance
RBI	Reserve Bank of India
RE	Renewable Energy
REC	Rural Electrification Corporation
RMI	Renovation, Modernisation & Improvement
RoCE	Return on Capital Employed
RoE	Return on Equity
RRB	Regulated Rate Base
Rs.	Rupees
RTC	Round the Clock
S/s or SS	Sub-Station
SCCL	Singareni Collieries Company Limited
SLDC	State Load Despatch Centre
STU	State Transmission Utility
TGERC	Telangana Electricity Regulatory Commission
TGNPDCL	Northern Power Distribution Company of Telangana Limited
TGSPDCL	Southern Power Distribution Company of Telangana Limited
TGTransco	Transmission Corporation of Telangana Limited
WACC	Weighted Average Cost of Capital
WPI	Wholesale Price Index



TELANGANA ELECTRICITY REGULATORY COMMISSION
Vidyut Niyantran Bhavan, G.T.S. Colony, Kalyan Nagar, Hyderabad 500 045

Dated 28.10.2024

Present

Sri T. Sriranga Rao, Chairman
Sri M.D. Manohar Raju, Member (Technical)
Sri Bandaru Krishnaiah, Member (Finance)

O.P.No.16 of 2024 & I.A. No 15 of 2024 and I.A. No 22 of 2024

Southern Power Distribution Company of Telangana Limited (TGSPDCL)

O.P.No.17 of 2024 & I.A. No 16 of 2024 and I.A. No 21 of 2024

Northern Power Distribution Company of Telangana Limited (TGSPDCL)

... Applicants

Southern Power Distribution Company of Telangana Limited (TGSPDCL) and Northern Power Distribution Company of Telangana Limited (TGSPDCL) (hereinafter referred to as "Applicants" or "Petitioners" or "TGDISCOMs" or "Licensees") filed petitions on 20.09.2024 under Section 64 of the Electricity Act, 2003 and in accordance with provisions under 'Multi Year Tariff' (MYT) Regulation No.2 of 2023 for determination of Aggregate Revenue Requirement (ARR) and Retail Supply Tariffs for Distribution Business for 5th control period (FY 2024-25 to FY 2028-29) read with Applications filed on 27.09.2024 by both TGDISCOMs on corrigendum to the petition in accordance with the provisions under clause 77 of Regulation No.2 of 2023.

The Commission, in exercise of its powers under the Electricity Act, 2003 and Regulation No. 2 of 2023 after considering Petitioners submissions, suggestions and objections of the other stakeholders, responses of Petitioners issues that are raised during the Public Hearings, and all other relevant material, passed the following:

COMMON ORDER

CHAPTER-1 INTRODUCTION

1.1 BACKGROUND

The Commission

- 1.1.1 Telangana State Electricity Regulatory Commission was constituted by the Government of Telangana (GoTG) in terms of the provisions of Schedule XII(C)(3) of the A.P. Reorganisation Act of 2014, read with Section 82(1) of the Electricity Act, 2003 vide G.O.Ms.No.3, (Energy) (Budget) Department, dated 26.07.2014. Of late, the Government of Telangana issued G.O.Ms.No.12, Energy (HR. A1) Department, dated 31.05.2024 for change of nomenclature and amended the expression and abbreviation as '*Telangana Electricity Regulatory Commission (TGERC)*'.

TGDiscoms

- 1.1.2 Consequent on formation of Telangana w.e.f. 02.06.2014, the APCPDCL has been renamed as TSSPDCL duly excluding the Kurnool and Anantapur circles. Likewise, the APNPDCL has been renamed as TSNPDCL duly excluding seven (7) mandals viz., Chintoor, Kunavaram, Vararamachandrapuram, Kukunuru, Velairupadu, Badrachalam (excluding Badrachalam town) and part of Burgampadu (excluding twelve (12) revenue villages), which have become part of residuary State of Andhra Pradesh and merged with the then existing APSPDCL and APEPDCL respectively on the appointed dated i.e., 02.06.2014.
- 1.1.3 The statement of bifurcation of assets and liabilities between Telangana and AP Discoms approved by Expert Committee formed for recommendation on bifurcation of assets & liabilities was communicated to Government of Telangana for further instructions and implementation.
- 1.1.4 During FY 2016-17, State Government of Telangana vide G.O.Ms.No.225, 234 and 240 dated 11.10.2016, has issued orders for reorganization of districts and formation of new districts in the State of Telangana. Accordingly, seven (7) revenue mandals under the territorial jurisdiction of TSNPDCL have been merged

with Siddipet district of TSSPDCL, Gundala mandal of Nalgonda which is under the territorial jurisdiction of TSSPDCL has been demerged/hived off and merged with Jangaon district under the territorial jurisdiction of TSNPDCL.

- 1.1.5 The Government of Telangana vide G.O.Ms.No.20 dated 23.02.2019 has re-transferred the Gundala mandal from TSNPDCL jurisdiction to TSSPDCL and with regard to the transfer of assets and liabilities, the TSSPDCL has taken over the network of Gundala mandal w.e.f. 02.04.2019 which was during the FY 2019-20. Accordingly, the assets and liabilities of Gundala are incorporated in TSSPDCL in FY 2019-20.
- 1.1.6 The Commission in its order dated 17th March 2017 in O.P.Nos.3 and 4 of 2017, has allowed the name of the license to be the Southern Power Distribution Company of Telangana Limited (TSSPDCL) in place of APCPDCL and the Northern Power Distribution Company of Telangana Limited (TSNPDC) in place of APNPDCL.
- 1.1.7 In the wake of the State Government issuing U.O. Note No.4634/Genl, L&C/ 2024, dated 17.05.2024 to replace all references to “TS” with “TG” in the nomenclature of all State PSUs, Agencies, Autonomous Institutions and other government bodies, the TSSPDCL and TSNPDCL have replaced the abbreviated form of the company from TSSPDCL and TSNPDCL to TGSPDCL and TGNPDCL respectively and also to use the revised logo in all official documents.

Regulation No.1 of 2014

- 1.1.8 The Commission soon after its formation has notified Regulation viz., ‘Adoption’ Regulation No.1 of 2014 on 10.12.2014 being adoption of previously subsisting regulations, decisions, directions or order, licenses and practice of directions.
- 1.1.9 In accordance with the above Regulation, all the Regulations framed by the erstwhile Commission before formation of Telangana will continue to apply for the State of Telangana, till further modification.

Regulation No.4 of 2005

- 1.1.10 Accordingly, the Regulation No.4 of 2005 notified on 14.11.2005 viz., ‘Terms and Conditions for Determination of Tariff for Wheeling and Retail Sale of Electricity’ Regulation, 2005 and its subsequent amendment thereof, as subsisting as on date

of constitution of TGERC and in force, shall mutatis mutandis apply to the State of Telangana. Regulation No.4 of 2005 introduced Multi-Year-Tariff framework and specified the principles and procedures of filings and also defines control period as a multi-year period fixed by the Commission from time to time, usually five (5) years, consequently 4th control period is from FY 2018-19 to FY 2023-24.

Earlier Retail Supply Tariff Orders of the Commission

- 1.1.11 The Commission passed order on 24.03.2023 in O.P.No.80 & 81 of 2022 on Retail Supply Tariff and Cross Subsidy Surcharge FY 2023-24 for TGDIs.oms.

Timelines for Filings MYT ARR and Tariffs for 5th control period as per Regulation No.4 of 2005

- 1.1.12 As per clause 6.1 of Regulation No.4 of 2005 every distribution licensee shall file a petition for each of its licensed business (Distribution Business and Retail Supply Business) for approval of ARR and Filings for Proposed Tariff (FPT) for each year of the control period not less than 120 days before commencement of the first year of the control period, as such for MYT ARR and Wheeling Tariffs filings for Distribution Business for 5th control period (FY 2024-25 to FY 2028-29) is to be filed by 30.11.2023.

Correspondence made for Extension of Time for filing MYT petition for 5th control period prior to notification of Regulation No.2 of 2023

- 1.1.13 TGSPDCL vide letter D.No.539/23, dated 17.11.2023 and TGNPDCL vide letter D.No.272/23 dated 17.11.2023 have requested the Commission for extension of time for ARR and Tariff proposals of Retail Supply Business for FY 2024-25 from 30.11.2023 to 02.01.2024 stating the following reasons:
- a) *Enforcement of Model Code of Conduct in Telangana State from 09.10.2023 in view of Legislative Assembly Elections 2023. The Election Commission announced the assembly poll schedule for Telangana State declaring that polls will be held on 30.11.2023 while the counting of votes will take place on 03.12.2023.*
 - b) *TGDIs.OMs are required to obtain formal approval from State Government for filing of ARR & Tariff proposals from FY 2024-25.*
 - c) *ARR & FPT for Retail Supply Business for FY 2024-25 & Distribution Business for 5th control period require Government decisions in respect of continuation of subsidies/tariff incentives to certain category of consumers under various schemes.*

- d) *TGDISCOMs will have to prepare ARR for Retail Supply Business for FY 2024-25 & Distribution MYT for 5th control period for FY 2024-25 to FY 2028-29 based on the approval of Resource Plan for 5th & 6th control period which is under process.*

1.1.14 The Commission vide letter D.No.766/23, dated 22.11.2023, after careful consideration of submissions made by TGDISCOMs, has accorded extension of time for filing of ARR and Tariff proposals of Retail Supply Business for FY 2024-25 and ARR filing for Retail Supply Business for 5th control period upto 02.01.2024.

1.1.15 Subsequently, TGSPDCL vide letter D.No.612/23, dated 30.12.2023 and TGNPDCL vide letter D.No.307/23, dated 30.12.2023 stated that the two (2) TGDISCOMs have same cause of action and requested to grant further extension of time from 02.01.2024 to 02.02.2024 submitting that the licensees are facing following difficulties in finalising the preparation of petitions viz., ARR and Tariff proposals of Retail Supply Business for FY 2024-25 and ARR filings for Retail Supply Business for 5th control period i.e., FY 2024-25 to FY 2028-29:

- a) *Licensees are in the process of analysing the data of upcoming Lift Irrigation schemes received from the ICAD Department that are going to be energized in the Telangana State in the ensuing year which have a significant impact on the demand projections in view of the uncertainty in commission of the Lift Irrigation pumps*
- b) *CoD of new power plants viz., YTPS, TSTPP, NCEs.*
- c) *Certain unavoidable circumstances viz., delay in receipt of information of power availability and cost thereon from Central Generating Stations leading to difficulty in finalization of power purchase cost projections that have material impact on the overall ARR.*
- d) *Assessment of Agricultural Sales in view of delay in Monsoon and change in crop pattern.*

Regulation No.2 of 2023

1.1.16 Meanwhile, this Commission has notified 'Multi Year Tariff' Regulation, 2023 [Regulation No.2 of 2023] on 30.12.2023, which supersedes Regulation No.4 of 2005.

Timelines for Filings MYT ARR and Tariffs for 5th control period as per Regulation No.2 of 2023

1.1.17 As per clause 6 of Regulation No.2 of 2023 TGDISCOMs has to make Multi Year Tariff petition comprising of (i) True-up of preceding year; (ii) Aggregate Revenue Requirement (ARR) for each year of the control period; and (iii) proposal of Retail

Supply Tariffs for each year of 5th control period (FY 2024-25 to FY 2028-29) by 31.01.2024 for their Distribution Business.

- 1.1.18 Accordingly, the Commission vide letter D.No.22/23, dated 05.01.2024 informed TGDISCOMs that their request for further extension of time for filing ARR and Tariff proposals for Retail Supply Business for FY 2024-25 and MYT filing for Distribution Business for 5th control period from 02.01.2024 to 02.02.2024 is rejected and as per clause 6 of Regulation No.2 of 2023, TGDISCOMs shall file MYT petitions for control period commencing from 01.04.2024 on or before 31.01.2024.

Correspondence made for Extension of Time for filing MYT petition for 5th control period after notification of Regulation No.2 of 2023

- 1.1.19 TGSPDCL vide letter D.No.668/24, dated 17.01.2024 and TGNPDCL vide D.No.340/23, dated 17.01.2024 has sought clarification in certain clauses of Regulation No.2 of 2023 for preparation of ARR & FPT for Retail Supply Business and MYT ARR for Distribution Business. TGDISCOMs have also filed petition for amendment to certain clauses of Regulation No.2 of 2023 as the clauses sought to be amended will have significant impact on the revenue and expenditure of applicants and will adversely impact the cash flows from the first year of control period. The Commission has returned the petition seeking certain information.
- 1.1.20 The Commission vide letter D.No.88/24, dated 31.01.2024 clarified that the Commission is not inclined to give clarification as Regulation is made with previous publication, placing explanatory note, also giving statement of reasons and the Regulation is notified. In the same context, no petition for amendment of the Regulation made by the Commission can be entertained.

Extension of Applicability of Retail Supply Tariff and Cross Subsidy Surcharge from 01.04.2024 onwards

- 1.1.21 TGDISCOMs have filed applications seeking extension of application of the retail supply tariff and Cross Subsidy surcharge upon expiry of the earlier tariff order on 31.03.2024.
- 1.1.22 The Commission has issued Order dated 15.03.2024 and decided that existing RST and CSS of FY 2023-24 are applicable and it will be levied and collected by applicant from 01.04.2024 till an order is passed by the Commission. Further, the

Commission has directed TGDISCOMs to file the regular petitions for determination of ARR for 5th Control Period FY 2024-25 to FY 2028-29 and Retail Supply Tariff & CSS for FY 2024-25 immediately.

Statutory and Regulatory Provisions

1.1.23 As per illustration given under clause 6.2 of Regulation No.2 of 2023 the timelines stipulated for filing Multi Year Tariff petition for 5th control period from FY 2024-25 to FY 2028-29 is by 31.01.2024.

1.1.24 Clause (4) [clause 4(3)(c) of Principal Regulation No.2 of 2016] of First Amendment to 'Fee' Regulation, 2022 (Regulation No.2 of 2022) stipulates that”

“The penal fee that is attracted in case of licensee or generating company not complying with the provisions of other regulations on the specific topics mentioned in the table below shall be required to pay the penal fee as shown in the opposite column on each of the petition separately whenever it is filed.

<p>1. Aggregate Revenue Requirement & Tariff/ Multi Year Tariff petition.</p>	<p>Rs.5,000/- per day for the first 30 days beyond the specified date. After 30 days, Rs.1,50,000/- plus Rs.10,000/- per day till submission of petition</p>
--	--

1.1.25 Provision under clause 29.2 of Multi Year Tariff Regulation No.2 of 2023 stipulates that:

“Provided that in case of delay in submission of tariff/true-up filings by the generating entity or licensee or SLDC, as required under this Regulation, rate of RoE shall be reduced by 0.5% per month or part thereof.”

1.2 PRESENT PETITIONS

1.2.1 TGSPDCL and TGNPDCL filed the instant petitions for approval of ARR and Retail Supply Tariffs for 5th control period from FY 2024-25 to FY 2028-29 with the following prayers:

TGSPDCL

- Take the accompanying ARR and Tariff application of TGSPDCL on record and treat it as complete.
- Grant suitable opportunity to TGSPDCL within a reasonable time frame to file additional material information that may be subsequently available.
- Consider and approve TGSPDCL’s ARR and Tariff application including all requested regulatory treatments in the filing.
- Pass such order as the Hon’ble Commission may deem fit and proper in the facts and circumstances of the case.

TGNPDCL

- Take the accompanying ARR and Tariff application of TGNPDCL on record and treat it as complete.
- Grant suitable opportunity to TGNPDCL within a reasonable time frame to file additional material information that may be subsequently available.
- Consider and approve TGNPDCL's ARR and Tariff application including all requested regulatory treatments in the filing.
- Pass such order as the Hon'ble Commission may deem fit and proper in the facts and circumstances of the case.

Delay Condonation Applications

1.2.2 TGDISCOMs have also filed applications for delay condonation (Interlocutory Applications) along with the original petitions i.e., on 18.09.2024 and 18.09.2024 by TGSPDCL and TGNPDCL respectively, duly submitting the following reasons for delay in filing petition:

- i. *The Commission has notified the new MYT Regulation No.2 of 2023 on 30.12.2023, where the timelines for submission of petition for Aggregate Revenue Requirement (ARR), Cross Subsidy Surcharge (CSS) & Tariff proposals for Retail Supply Business (RSB) for 5th control period is 31.01.2024.*
- ii. *Due to paucity of time, for preparation of Distribution ARR in terms of New MYT Regulation No.2 of 2023, the licensee was unable to file petition for Distribution ARR and determination of Retail Supply Tariffs as per the above timelines.*
- iii. *The Licensee required to collect additional information in terms of MYT Regulation No.2 of 2023, for preparation and incorporation in the Distribution ARR of 5th control period.*
- iv. *As it was near to the closure of Financial Year 2023-24 and for considering the Audited Accounts Data pertaining to FY 2023-24 for projections of 5th control period for preparation of Distribution ARR, the licensee required additional time for gathering above information.*
- v. *Enforcement of Model Code of Conduct during March to June' 2024, in view of General Elections to the Parliament House-Lok Sabha-2024.*
- vi. *In view of the aforementioned reasons, the licensee could not file the petition for Distribution ARR and determination of Wheeling Tariff for 5th control period in the stipulated timeline.*
- vii. *Hence, licensee humbly request the Commission to condone the delay in filing the petition for Distribution ARR and determination of Wheeling Tariff for 5th control period.*

1.2.3 The Commission observe that despite multiple extensions accorded for filing the ARR and Retail Supply Tariffs petition for Retail Supply Business (initially extended from 30.11.2023 to 02.01.2024, and later to 31.01.2024 by notifying Regulation

No.2 of 2023), TGDISCOMs have failed to file the petitions in time. Further, TGDISCOMs, though they were aware that they could file ARR and Retail Supply Tariffs petition for Retail Supply Business petition in a sealed cover during enforcement of Model Code of Conduct, they failed to do so. As such, to enforce discipline, the Commission decided to impose penalties as per Fee Regulation No.2 of 2016 read with subsequent amendments thereof and Regulation No.2 of 2023. The Commission has dealt with regard to reduction in rate of RoE in terms of Regulation No.2 of 2023 in Chapter-4. **The Commission directs the petitioner to adhere to the timelines as specified in Regulation No.2 of 2023 in future filing of petitions.**

Admission of Petitions

1.2.4 Upon ensuring the payment of requisite penalty amounts as per Fee Regulation No.2 of 2016 read with subsequent amendments thereof and Regulation No. 2 of 2023, the petitions submitted by TGDISCOMs were scrutinized and found to be generally in order as required under 'Conduct of Business' Regulations, 2015 (Regulation No.2 of 2015). The Commission admitted the filings and the same were taken on record by assigning the following original petition (O.P.) and Interlocutory Application numbers:

- O.P.No.16 of 2024 & I.A.No.15 of 2024 for TGSPDCL
- O.P.No.17 of 2024 & I.A.No.16 of 2024 for TGNPDCL

Data Gaps

1.2.5 Upon scrutiny of the filings, the Commission identified certain data gaps and directed the petitioners to furnish additional information. Subsequently, the Applicants submitted the additional information sought by the Commission for 5th control period.

Public Notice

1.2.6 The petitioners, as directed by the Commission, published for information of all stakeholders a Public Notice in two (2) English, two (2) Telugu and One (1) Urdu daily newspapers on 20.09.2024 (Annexure-1). The Public Notice was to inform stakeholders and the general public at large that petitioners have filed MYT ARR and Retail Supply Tariffs petition before the Commission in respect of their Retail

Supply Business for 5th control period. It was also notified in the Public Notice that, objections/suggestions on the filings may be filed with the petitioners by 11.10.2024 with a copy marked to the Commission Secretary. In the Public Notice it was also indicated the venues of Public Hearings to be held in the respective areas of supply of the respective TGDISCOM viz., in TGSPDCL area of supply on 23.10.2024 from 10:30 hours onwards in Court Hall of the Commission, 'Vidyut Nyantran Bhavan', G.T.S. Colony, Kalyan Nagar, Hyderabad 500 045 and in TGNPDCL area of supply on 24.10.2024 from 10:30 hours onwards at Meeting Hall of Integrated District Offices Complex (Collectorate Office), Nizamabad. The filings and the applicants along with the additional information submitted by TGDISCOMs were also posted on the official website of TGDISCOMs as well as on the website of the Commission.

Corrigendum to the Schedules Published

- 1.2.7 Whereas, the Commission observed that the petitions filed are not aligned with clause 77 of Regulation No.2 of 2023. TGDISCOMs as directed by the Commission vide letter dated 24.09.2024 have published on 26.09.2024 corrigendum to Schedules in the same daily newspapers in which the original Public Notice was published (Annexure-2).

Applications and Memo Filed on Corrigendum

- 1.2.8 TGDISCOMs have also filed Applications in O.P.Nos.16 & 17 of 2024 on 27.09.2024 in the matter of filing of corrigendum to the petition in accordance with the provisions of Regulation No.2 of 2023 along with a memo dated 03.10.2024 submitting to treat the corrigendum filed as Interlocutory Application.

Admission of Applications on Corrigendum

- 1.2.9 The Applications submitted by TGDISCOMs were scrutinised and found to be generally in order as required under '*Conduct of Business*' Regulations, 2015 (Regulation No.2 of 2015). The Commission admitted these Applications and the same were taken on record by assigning the following Interlocutory Application numbers:

- I.A.No.22 of 2024 in O.P.No.16 of 2024 for TGSPDCL
- I.A.No.21 of 2024 in O.P.No.17 of 2024 for TGNPDCL

Response to Public Notice

- 1.2.10 In response to the Public Notice, objections/suggestions were received from Seventy-Three (73) stakeholders. The details of stakeholders who submitted objections/ suggestions is enclosed as **Annexure-II**.
- 1.2.11 Petitioners were directed to arrange responses to the stakeholders' written objections/suggestions received, by 16.10.2024 sending the same to the respective objectors with a copy to the Commission. The replies were also to be posted on the website of the respective TGDISCOM.
- 1.2.12 Considering the requests from some of the stakeholders to extend the time for submission of comments on the Petition, the Commission allowed the stakeholders to submit their objections/comments in the scheduled public hearings.

State Advisory Committee Meeting

- 1.2.13 The State Advisory Committee (SAC) meeting was conducted on 05.10.2024 in the Meeting Hall of Commission's Office at 'Vidyut Nyantran Bhavan', G.T.S. Colony, Kalyan Nagar, Hyderabad 500 045 to elicit views of members on the filings of the petitioners. The views of the members were duly considered while determining the ARR for 5th control period and Retail Supply Tariff for FY 2024-25.

CORRESPONDENCE WITH GOTG FOR MAKING STATEMENT ON TGDISCOMS FILINGS

- 1.2.14 The Commission vide its Lr.No.TGERC/Secy/Tariff/F.No.E-723584/D.No. 569/24, dated 05.10.2024 corresponded with the Government of Telangana (GoTG) intimating the filings made by TGDISCOMs on determination of ARR and proposal for consumer category wise tariff and charges for Retail Supply Business for FY2024-25 and accordingly to make a statement on the proposals of TGDISCOMs at the venues of the Public Hearings.

Public Hearing

- 1.2.15 The Commission has conducted the Public Hearings as published in Public Notice on 23.10.2024 and 24.10.2024 at TGSPDCL and TGNPDCL area of supply respectively and also made live streaming of the Public Hearing proceedings.

During the Public Hearing, the TGDISCOMs made brief presentations on their respective filings and then the Commission heard the objectors desiring to be heard in person. At the hearing, apart from the registered objectors, the persons/organizations who had turned up at the venue directly were also heard. At the end, as directed by the Commission, the Petitioners responded on the issues raised by the objectors during the Public Hearing.

Statement of Government of Telangana

1.2.16 The authorized representative from the Energy Department on behalf of the Government of Telangana (GoTG) has made a statement, in the public hearing held at Hyderabad on 23.10.2024 and is reproduced hereunder:

“.....The Government of Telangana continues to remain committed to provide the necessary financial support to Telangana Power Utilities in accordance with the provisions of Section 65 of Electricity Act, 2003 for the Financial Year 2024-25 as per the Tariff Order to be approved by the Honorable Commission. This would enable the Government of Telangana to meet its objective of ensuring quality power supply to all consumers while also extending essential financial assistance to all the eligible domestic and agriculture consumers.”

CHAPTER-2 SUMMARY OF FILINGS

2.1 SUMMARY OF FILINGS

2.1.1 The salient features of the filings of TGDISCOMs for projecting the various components of ARR for FY 2024-25 to FY 2028-29, Retail Supply Tariffs and CSS for FY 2024-25 are summarized as below.

2.2 SALE OF ENERGY AND LOSS

2.2.1 TGDISCOMs sale of energy and loss projections for FY 2024-25

Table 2-1: Sale of Energy and losses claimed by TGSPDCL for FY 2022-23, FY 2023-24 & FY 2024-25

Particulars	FY 2022-23 (Actuals)		FY 2023-24 (Actuals)		FY 2024-25 (Projections)	
	MU	%	MU	%	MU	%
Metered Sales	35,424	68.24	37,672	64.54	42,893	71.31
LT Agricultural Sales	12,127	23.36	15,707	26.91	12,467	20.73
Total Sales	47,551	91.60	53,379	91.45	55,359	92.04
ADD: Distribution Losses	4,355	8.40	4,987	8.55	4,789	7.96
Energy required at Discom level	51,906	100	58,366	100	60,148	100

2.2.2 TNSPDCL submitted that the actual loss for FY 2023-24 is 8.55% expected to reduce the losses further with the implementation of the following measures:

- i Reduction of both technical and commercial losses by vigorously conducting 11 kV feeder wise energy audits around 2789 Nos. feeders in the company.
- ii During the year 2023-24, 2789 Nos. feeders (Towns and Mandal Headquarters) are available in EAUDIT for which energy audit is done on regular basis at corporate office level.

Table 2-2: Sale of Energy and losses claimed by TGNPDCL for FY 2022-23 & FY 2023-24

Particulars	FY 2022-23				FY 2023-24			
	Approved		Actuals		Approved		Provisional	
	MU	%	MU	%	MU	%	MU	%
Metered Sales	13458	59.41%	11382	53.98%	12730	54.97%	11616	50.01%
LT Agricultural Sales	7238	31.96%	7868	37.31%	8400	36.27%	9447	40.67%
Total Sales	20696	91.37%	19250	91.29%	21130	91.25%	21064	90.67%
Dist. Losses (Excl: EHT Sales)	1955	10.70%	1836	10.10%	2027	10.63%	2167	10.53%
EHT Sales	4385	19.36%	2913	13.81%	4086	17.64%	2654	11.43%
Dist. Losses (Incl: EHT Sales)	1955	8.63%	1836	8.71%	2027	8.75%	2167	9.33%
DISCOM Input (MU)	22650	100%	21086	100%	23157	100%	23230	100%

2.2.3 TGSPDCL submitted that in FY 2023-24, the metered sales have increased by 234 MUs over FY2022-23, i.e., 2% increase, reason stating that due to average rainfall during monsoon season led to reduction in ground water levels thus, the unmetered agricultural consumption has increased to 9,447 MUs, an increase of 20% over the previous Financial Year FY 2022-23 which registered agricultural sales of 7,868 Mus

2.3 SALES PROJECTIONS

2.3.1 The licensee has adopted the trend method for projecting the category-wise sales from FY 2024-25 to FY 2028-29. As the name suggests, the licensee has considered the historical growth trend observed in the sales of categories. The sales forecast for LT-V (Agriculture) has been considered based on growth rates over FY 2022-23 sales as there was an abnormal increase in FY 2023-24 sales due to bad monsoon. For few categories where historical CAGR is very erratic, manual growth rate has been applied. The actual sales for FY 2023-24 and projected sales from FY 2024-25 to FY 2028-29 are presented in table below:

Table 2-3: Category-wise sales claimed by TGSPDCL (in Mus) for FY 2024-25 to FY 2028-29

Category/Sales Forecast (MUs)	2023-24 Actuals	2024-25 projected	2025-26 Projected	2026-27 projected	2027-28 projected	2028-29 projected
LT Category	31,766	29,903	31,425	33,293	35,468	37,751
LT-I: Domestic	10,827	11,474	12,124	12,894	13,754	14,674
LT-II: Non-Domestic/Commercial	3,524	4,148	4,560	5,295	6,169	7,089
LT-III: Industry	983	1,036	1,079	1,124	1,177	1,233
LT-IV: Cottage Industries	10	10	10	10	10	10
LT-V: Agricultural	15,707	12,467	12,825	13,053	13,336	13,592
LT-VI: Street Lighting & PWS Schemes	505	507	511	518	530	544
LT-VII: General Purpose	95	99	104	122	139	153
LT-VIII: Temporary Supply	113	161	209	275	350	453
LT-IX: EV Charging Stations	2	3	3	3	3	4
HT Category	21,613	25,456	28,577	33,725	39,096	45,121
HT Category at 11 kV	7,019	7,904	8,471	9,490	10,585	11,711
HT-I(A): Industry (General)	4,301	4,636	4,871	5,223	5,559	5,892
HT-I(A): HMWSSB	43	51	54	63	70	78
HT-I(B): Ferro Alloy Units	0	0	0	0	0	0
HT-II(A): Others	2,105	2,551	2,779	3,297	3,885	4,487
HT-II(B): Wholly Religious places	0	0	0	0	0	0
HT-III: Airports, Bus Stns & Rly Stns.	5	5	5	6	6	7
HT-IV(A): Lift Irrigation & Agriculture	18	18	18	19	19	19

Category/Sales Forecast (MUs)	2023-24 Actuals	2024-25 projected	2025-26 Projected	2026-27 projected	2027-28 projected	2028-29 projected
HT-IV(B): CPWS	129	149	163	175	186	198
HT-VI: Townships & Res. Colonies	221	257	300	357	426	504
HT-VII: Temporary Supply	185	223	266	334	415	506
HT-IX: EV Charging Stations	12	13	15	16	18	19
HT Category at 33 kV	7,725	9,224	10,288	12,202	14,291	16,512
HT-I(A): Industry (General)	5,778	6,799	7,496	8,724	9,942	11,215
HT-I(A): HMWSSB	59	75	83	101	114	131
HT-I(B): Ferro Alloy Units	-	-	-	-	-	-
HT-II(A): Others	1,400	1,830	2,125	2,713	3,487	4,318
HT-II(B): Wholly Religious places	4	4	4	4	4	4
HT-III: Airports, Bus Stns & Railway Stns.	-	-	-	-	-	-
HT-IV(A): Lift Irrigation & Agriculture	43	43	52	67	90	126
HT-IV(B): CPWS	254	260	286	310	330	349
HT-V(A): Railway Traction	9	10	10	11	11	12
HT-VI: Townships & Res. Colonies	138	161	187	219	257	297
HT-VII Temporary Supply	40	43	45	54	56	60
HT-IX: EV Charging Stations	-	-	-	-	-	-
HT Category at 132 kV	6,868	8,328	9,818	12,033	14,220	16,898
HT-I(A): Industry (General)	3,289	4,308	5,376	6,974	8,511	10,361
HT-I(A): HMWSSB	1,170	1,343	1,403	1,580	1,703	1,849
HT-I(B): Ferro Alloy Units	153	156	159	163	166	169
HT-II(A): Others	94	129	155	206	285	411
HT-II(B): Wholly Religious places	-	-	-	-	-	-
HT-III: Airports, Bus Stns & Railway Stns.	85	88	89	99	115	130
HT-IV(A): Lift Irrigation & Agriculture	1,206	1,206	1,230	1,255	1,280	1,305
HT-IV(B): CPWS	274	288	308	333	356	379
HT-V(A): Railway Traction	494	676	824	1,103	1,432	1,862
HT-V(B): HMR Traction	103	134	273	320	373	433
HT-VI: Townships & Res. Colonies	-	-	-	-	-	-
HT-VII Temporary Supply	-	-	-	-	-	-
HT-IX: EV Charging Stations	-	-	-	-	-	-
Total (LT+HT)	53,379	55,359	60,003	67,018	74,564	82,872

Table 2-4: Category-wise sales claimed by TGNPDCL (in Mus) for FY 2024-25 to FY 2028-29

Category/Sales Forecast (MUs)	2023-24 Provisional	2024-25 Projected	2025-26 Projected	2026-27 Projected	2027-28 Projected	2028-29 Projected
LT Category	15,177	14,311	14,812	15,247	15,841	16,415
LT-I: Domestic	4,080	4,284	4,449	4,599	4,762	4,958
LT-II: Non-Domestic/Commercial	956	1,023	1,087	1,205	1,327	1,442
LT-III- Industry	240	244	248	253	258	264
LT-IV: Cottage Industries	8	9	9	9	9	9
LT-V: Agricultural	9,447	8,281	8,531	8,662	8,934	9,164
LT-VI: Street Lighting & PWS Schemes	368	380	397	414	429	446

Category/Sales Forecast (MUs)	2023-24 Provisional	2024-25 Projected	2025-26 Projected	2026-27 Projected	2027-28 Projected	2028-29 Projected
LT-VII: General Purpose	63	65	66	79	94	103
LT-VIII: Temporary Supply	14	15	16	16	17	18
LT-IX: EV Charging Stations	0	9	10	10	11	11
HT Category	5,887	6,225	6,594	7,065	7,526	8,003
HT Category at 11 kV	2,592	2,778	3,001	3,269	3,553	3,834
HT-I(A): Industry (General)	1,062	1,181	1,298	1,440	1,574	1,721
HT-II(A): Others	204	218	239	286	334	376
HT-II(B): Wholly Religious places	0.3	0.3	0.3	0.3	0.3	0.3
HT-III: Airports, Bus Stns& Rly Stns.	8	9	9	9	10	10
HT-IV(A): Lift Irrigation & Agriculture	26	26	26	27	27	28
HT-IV(B): CPWS	155	156	170	177	185	192
HT-VI: Townships & Res. Colonies	9	9	9	9	9	10
HT-VII: Temporary Supply	17	17	17	18	18	18
HT-VIII: RESCO	1,111	1,163	1,233	1,302	1,395	1,480
HT Category at 33 kV	640	733	783	818	853	909
HT-I(A): Industry (General)	196	199	209	213	218	235
HT-I(B): Ferro Alloy Units	0	0	0	0	0	0
HT-II(A): Others	16	18	19	22	25	34
HT-IV(A): Lift Irrigation & Agriculture	33	33	33	33	37	43
HT-IV(B): CPWS	357	360	398	424	447	469
HT-VI: Townships & Res. Colonies	31	32	33	33	34	36
HT-VII: Temporary Supply	7	7	7	7	8	9
HT-IX: EV Charging Stations	-	85	85	85	85	85
HT Category at 132 kV	2,654	2,714	2,810	2,978	3,121	3,260
HT-I(A): Industry (General)	649	659	672	686	699	711
HT-II(A): Others	6	6	6	6	7	7
HT-IV(A): Lift Irrigation & Agriculture	1,292	1,292	1,318	1,344	1,371	1,398
HT-IV(B): CPWS	28	29	30	32	33	34
HT-V(A): Railway Traction	614	661	715	840	939	1,037
HT-VI: Townships& Res. Colonies	65	67	68	69	71	72
HT-VII Temporary Supply	1	1	1	1	1	1
Total (LT+HT)	21,064	20,536	21,406	22,312	23,368	24,419

2.4 POWER PURCHASE REQUIREMENT

2.4.1 TGSPDCL submitted that the Discom loss trajectory approved by the Commission in Resource Plan and Business Plan for FY 2024-25 to FY 2028-29 have been considered for projection of energy input for FY 2024-25 to FY 2028-29.

Table 2-5 Discom Losses considered for projection of energy input for FY 2024-25 to FY 2028-29.

Losses (%)	FY2022-23	FY2023-24	FY2024-25	FY2025-26	FY2026-27	FY2027-28	FY2028-29
	Actual	Actual	Approved	Approved	Approved	Approved	Approved
LT	4.71	4.80	4.70	4.65	4.60	4.55	4.50
11 kV	4.10	3.75	4.07	4.04	4.01	3.98	3.95
33 kV	3.50	3.55	3.18	3.16	3.14	3.12	3.10

2.4.2 Similarly, Transmission Losses as approved by the Commission in Transmission Tariff Order for FY 2019-20 to FY 2023-24 and Resource Plan Order for FY 2024-25 to FY 2028-29 are considered for Projection of energy input for the FY 2023-24 to FY 2029-29.

Table 2-6 Transmission losses considered for projection of energy input for FY 2024-25 to FY 2028-29.

Losses	FY2022-23 Actual	FY2023-24 Approved	FY2024-25 Approved	FY2025-26 Approved	FY2026-27 Approved	FY2027-28 Approved	FY2028-29 Approved
Transco Loss (%)	2.52%	2.50%	2.48%	2.46%	2.44%	2.42%	2.40%

2.4.3 The actual losses external to the TG Transco system have been considered for FY2022-23. For FY2023-24, the losses have been estimated to be 3.58% based on the actual loss figures as per TG Transco monthly order from April 2023 to March 2024 for FY2024-25 to FY 2028-29, the losses are estimated to be 3.58% based on the average of the actual losses for FY2023-24. Monthly actual losses have been applied for PGCIL losses.

2.4.4 The licensees have projected energy requirement for FY2024-25 to FY2028-29 duly considering the approved losses & projected sales is tabulated below:

Table 2-7: Energy Requirement projected by TGSPDCL for FY 2024-25 to FY 2028-29

Particulars	FY 2024-25 Projection	FY 2025-26 Projection	FY 2026-27 Projection	FY 2027-28 Projection	FY 2028-29 Projection
LT Sales	29,903	31,425	33,293	35,468	37,751
Annual LT Loss %	4.70%	4.65%	4.60%	4.55%	4.50%
LT Loss (MU)	1,475	1,533	1,605	1,691	1,779
Energy Requirement at LT (MU)	31,378	32,958	34,898	37,159	39,530
11 kV Sales (MU)	7,904	8,471	9,490	10,585	11,711
Annual 11 kV Loss %	4.07%	4.04%	4.01%	3.98%	3.95%
11 kV loss (MU)	1,667	1,744	1,854	1,979	2,107
Energy Requirement at 11 kV level (MU)	40,949	43,173	46,242	49,723	53,348
33 kV Sales (MU)	9,224	10,288	12,202	14,291	16,512
Annual 33 kV Loss %	3.18%	3.16%	3.14%	3.12%	3.10%
33 kV losses (MU)	1,648	1,745	1,895	2,062	2,235
Energy Requirement at 33 kV level (MU)	51,821	55,206	60,339	66,076	72,095
132 kV Sales (MU)	8,328	9,818	12,033	14,220	16,898
Energy Requirement at 132 kV level (MU)	60,149	65,024	72,372	80,296	88,993
Cumulative Distribution Losses (MU)	4,790	5,022	5,354	5,732	6,121
Cumulative Distribution Losses (%) (incl. EHT sales)	7.96%	7.72%	7.40%	7.14%	6.88%

Particulars	FY 2024-25 Projection	FY 2025-26 Projection	FY 2026-27 Projection	FY 2027-28 Projection	FY 2028-29 Projection
Cumulative Transmission loss -TG TRANSCO & PGCIL (%)	3.04%	2.98%	2.91%	2.84%	2.78%
Cumulative Transmission Losses (MUs)- TGTRANSCO & PGCIL	1,887	1,998	2,170	2,351	2,548
Total Energy Requirement	62,036	67,022	74,542	82,647	91,541
Total T & D loss (MU)	6,677	7,020	7,524	8,083	8,669
T & D Loss %	10.76%	10.47%	10.09%	9.78%	9.47%
Total Sales	55,359	60,003	67,018	74,564	82,872
Total Energy Requirement	62,036	67,022	74,542	82,647	91,541

Table 2-8: Energy Requirement projected by TGNPDCL for FY 2024-25 to FY 2028-29

Particulars	FY 2024-25 Projection	FY 2025-26 Projection	FY 2026-27 Projection	FY 2027-28 Projection	FY 2028-29 Projection
LT Sales	14,311	14,812	15,247	15,841	16,415
Annual LT Loss %	4.70%	4.65%	4.60%	4.55%	4.50%
LT Loss (MU)	706	722	735	755	773
Energy Requirement at LT (MU)	15,017	15,534	15,982	16,596	17,188
11 kV Sales (MU)	2,778	3,001	3,269	3,553	3,834
Annual 11 kV Loss %	3.74%	3.71%	3.68%	3.65%	3.62%
11 kV loss (MU)	691	714	736	763	790
Energy Requirement at 11 kV level (MU)	18,486	19,249	19,987	20,912	21,812
33 kV Sales (MU)	733	783	818	853	909
Annual 33 kV Loss %	2.99%	2.97%	2.95%	2.93%	2.91%
33 kV losses (MU)	592	613	632	657	681
Energy Requirement at 33 kV level (MU)	19,811	20,645	21,437	22,422	23,402
132 kV Sales (MU)	2,714	2,810	2,978	3,121	3,260
Energy Requirement at 132 kV level (MU)	22,525	23,455	24,415	25,543	26,662
Cumulative Distribution Losses (MU)	1,989	2,049	2,103	2,175	2,244
Cumulative Distribution Losses (%) (incl. EHT sales)	8.83%	8.74%	8.61%	8.52%	8.42%
Cumulative Transmission loss -TG TRANSCO & PGCIL (%)	3.11%	3.06%	3.02%	2.98%	2.93%
Cumulative Transmission Losses (MUs)- TGTRANSCO & PGCIL	722	741	761	784	806
Total Energy Requirement	23,248	24,196	25,176	26,327	27,468
Total T & D loss (MU)	2,712	2,790	2,864	2,959	3,050
T & D Loss %	11.67%	11.53%	11.38%	11.24%	11.10%
Total Sales	20,536	21,406	22,312	23,368	24,419
Total Energy Requirement	23,248	24,196	25,176	26,327	27,468

- 2.4.5 Licensees submitted that the demand for the next 5 years has been projected based on the block-wise demand data obtained from SLDC. The demand data has been projected at hour level based on both peak MW demand (as per CEA RA study) and energy requirement (based on sales grossed up by losses) as computed in the table above.
- 2.4.6 The licensee is submitting the actual power purchase quantum and costs for FY 2022-23 and FY 2023-24. For FY 2024-25 to FY 2028-29 taking into account all the available generation sources as approved in Power Purchase Plan against the projected energy requirement for estimating the energy balance (deficit or surplus). The total projected power purchase cost actually incurred by the licensee for FY 2022-23 & FY 2023-24 and to be incurred by the licensee for FY 2024-25 to FY 2028-29, will be discussed in this section.
- 2.4.7 The licensees have considered the actual power purchase quantum and cost for the FY 2022-23 and FY 2023-24. For FY 2024-25 to FY 2028-29, the licensee has taken certain assumptions (discussed in the subsequent sections) for arriving at the energy availability, station-wise power purchase rates and overall energy expected to be procured based on the Merit Order Dispatch principle.

2.5 ENERGY AVAILABILITY

TG Genco Thermal:

- 2.5.1 The licensees since, FY 2022-23 and FY 2023-24 have already been completed, the licensee has considered the energy availabilities for FY 2022-23 and FY 2023-24 in line with the actual energy dispatched from TG Genco thermal stations.
- 2.5.2 For FY 2024-25, the availability projections have been taken in accordance with the normative availabilities of the stations i.e., 85% of capacity as approved by the TGERC (Telangana Electricity Regulatory Commission) for respective TG Genco thermal stations.
- 2.5.3 Further, the availability of 2 units (2 X 800 MW) from YTPS were considered to be available from December 2024 and rest of the units are expected to be commissioned by April 2025. The energy availability from YTPS has been considered from their respective expected COD months.

2.5.4 Based on above considerations, the overall station-wise PLFs (net off auxiliary consumption and maintenance) and the corresponding net energy availability for FY 2021-22, FY 2022-23 and FY 2023-24 to FY 2028-29 are mentioned in the table below:

Table 2-9: TGGENCO thermal (Net Energy Availability- MU) submitted by TGSPDCL

TGGENCO thermal (Net Energy Availability – MU)								
Station Name	FY 2022-23		FY 2023-24		FY 2024-25		FY 2025-26 to 2028-29	
	PLF (%)	Energy* (MU)	PLF (%)	Energy * (MU)	PLF (%)	Energy * (MU)	PLF (%)	Energy * (MU)
Kothagudem–V	72	2,239	50	2188	85	2,627	85	2,627
Kothagudem–VI	79	2,442	51	2239	85	2,627	85	2,627
Kakatiya TPP -I	68	2,102	64	2824	85	2,627	85	2,627
Kakatiya TPP –II	79	2,940	57	2976	85	3,152	85	3,152
Ramagundam – B	42	164	28	154	85	328	85	328
Kothagudem - VII	57	2,831	58	4061	85	4,203	85	4,203
BTPS	60	3,974	69	6545	85	5,673	85	5,673
Yadadri TPS					28	2,802	85	21,076
Total	-	16,692	-	18,566	-	34,072	-	52,346

*Actual Energy dispatched has been considered for FY 2022-23 and for FY 2023-24.

Table 2-10: TGGENCO thermal (Net Energy Availability- MU) submitted by TGNPDCL

TGGENCO thermal (Net Energy Availability – MU)								
Station Name	FY 2022-23		FY 2023-24		FY 2024-25		FY 2025-26 to 2028-29	
	PLF (%)	Energy* (MU)	PLF (%)	Energy * (MU)	PLF (%)	Energy * (MU)	PLF (%)	Energy * (MU)
Kothagudem–V	72	935	50	913	85	1,097	85	1,097
Kothagudem–VI	79	1,019	51	935	85	1,097	85	1,097
Kakatiya TPP -I	68	877	64	1,179	85	1,097	85	1,097
Kakatiya TPP –II	79	1,227	57	1,242	85	1,316	85	1,316
Ramagundam – B	42	68	28	64	85	137	85	137
Kothagudem - VII	57	1,182	58	1,695	85	1,754	85	1,754
BTPS	60	1,659	69	2,732	85	2,368	85	2,368
Yadadri TPS					28	1,170	85	8,798
Total	-	6,968	-	8,761	-	10,035	-	17,663

*Actual Energy dispatched has been considered for FY 2022-23 and for FY 2023-24.

Hydel energy – TGGenco and Inter-state:

2.5.5 The licensee has projected the Hydel availability considering 100% share of power from the hydel projects in the state of Telangana. The licensee would like to submit that the major hydel projects in the state of Telangana serve as multi-purpose projects. In such projects, meeting the irrigation needs is of primary importance and generation of power is subject to meeting the irrigation needs.

- 2.5.6 Since, FY 2022-23 and FY 2023-24 have already been completed, the licensee has considered the energy availabilities for FY 2022-23, and FY 2023-24 in line with the actual energy dispatched from TG Genco Hydel stations.
- 2.5.7 For FY 2024-25, the availability projections have been taken in accordance with the availabilities as approved by the Hon'ble TGERC (Telangana Electricity Regulatory Commission) in the approved Resource Plan for 5th Control Period (FY 2024-25 to FY 2028-29) and 6th Control Period (FY 2029-30 to FY 2033-34) dated 29.12.2023 for respective TG Genco Hydro stations.
- 2.5.8 In accordance with the above-mentioned Order, the availability from TG Hydro plants approved by Hon'ble TGERC is to the extent of 2999 MU's. However, considering the high historical dispatch from TG Hydro plants (For example in FY 2022-23 & FY 2021-22 have been 5741 Mus & 5371 MU respectively), 5742 MUs have been considered for TG. Petitioner has projected 4,050 MUs for FY 2024-25 till FY 2028 for TGSPDCL.
- 2.5.9 For Machkund and Tungabhadra, No availabilities have been considered for FY 2023-24, and FY 2024-25 to FY 2028-29.
- 2.5.10 Based on above considerations, the overall net energy availability for licensees for FY 2022-23, FY 2023-24 and FY 2024-25 to FY 2028-29, are mentioned in the table below:

Table 2-11: Hydel (Net Energy Availability – Mus) as submitted by TGSPDCL

Hydel (Net Energy Availability – MUs)			
Name of the Station*	FY 2022-23 Energy (MU)	FY 2023-24 Energy (MU)	FY 2024-25 Energy (MU)
Interstate projects:			
Priyadarshini Jurala**	154.69	38.87	154.69
State projects:			
Srisailam left bank PH	1513.63	212.35	1513.63
Nagarjunsagar	1636.26	372.09	1636.26
Nagarjunsagar left canal PH	97.33		97.33
NizamSagar	7.74	0	7.74
Pochampadu	75.68	70.58	75.68
Mini hydro (Peddapalli)	3.41	1.89	3.41
Palair	1.09	35	1.09
Pochampad Stage-II	20.11	6.08	20.11
Singur	19.98	8	19.98
Lower Jurala	295.99	75.22	295.99
Pulichintala	224.81	137	224.81
Total	4,050.98	830.14	4,050.98

* Actual Energy dispatched has been considered for 2022-23 and FY 2023-24

**The Priyadarshini Jurala Project MoU was entered with Karnataka and the Energy sharing is in the ratio of 50:50 between TS & Karnataka.

Table 2-12: Hydel (Net Energy Availability – Mus) as submitted by TGNPDCL

Hydel (Net Energy Availability – MUs)			
Name of the Station*	FY 2022-23 Energy (MU)	FY 2023-24 Energy (MU)	FY 2024-25 Energy (MU)
Interstate projects:			
Priyadarshini Jurala**	65	16	65
State projects:			
Srisaïlam left bank PH	632	89	632
Nagarjunsagar	683		683
Nagarjunsagar left canal PH	41	155	41
NizamSagar	3	0	3
Pochampadu	32	29	32
Mini hydro (Peddapalli)	1	1	1
Palair	0	15	0
Pochampad Stage-II	8	3	8
Singur	8	3	8
Lower Jurala	124	31	124
Pulichintala	94	57	94
Total	1,691	400	1,691

* Actual Energy dispatched has been considered for 2022-23 and FY 2023-24

**The Priyadarshini Jurala Project MoU was entered with Karnataka and the Energy sharing is in the ratio of 50:50 between TS & Karnataka.

Central Generation Stations

- 2.5.11 The Licensees stated that since, FY 2022-23 and FY 2023-24 have already been completed, the licensee has considered the energy availabilities for FY 2022-23 and FY 2023-24 in line with the actual energy dispatched from Central Generating stations.
- 2.5.12 For FY 2024-25, the availability projections have been taken at PLF of 85% of the capacity of respective stations.
- 2.5.13 Based on above considerations, the overall station-wise PLFs (net off auxiliary consumption and maintenance) and the corresponding net energy availability based on the respective CGS allocated share, for FY 2022-23, FY 2023-24 and FY 2024-25 are mentioned in the table below:

Table 2-13: Central Generating Stations (Net Energy Availability -MUs) as submitted by TGSPDCL

CGS (Net Energy Availability – MUs)						
Name of the Station	FY 2022-23		FY 2023-24		FY 2024-25 to FY 2028-29	
	PLF (%)	Energy (MU)	PLF (%)	Energy (MU)	PLF (%)	Energy (MU)
NTPC(SR) Ramagundam I & II	66%	1984	73%	1,429	85%	1,850
NTPC(SR) – Ramagundam- III	62%	334	79%	378	85%	464
NTPC Talcher-II	91%	1,207	85%	1,139	85%	1,141
NTPC SimhadriStg-I	68%	2,272	68%	2,186	85%	2,831
NTPC SimhadriStg-II	76%	1,084	69%	1,044	85%	1,348
NTPC Kudigi - I, II & III	48%	801	50%	591.42	85%	1,472
NLC TS II Stg-I	13%	48	64%	17	85%	31
NLC TS II Stg-II	11%	73	51%	19	85%	40
NNTPS	81%	313	75%	302	85%	348
Neyveli new unit – I	50%	17	60%	29	0	0
Neyveli new unit – II	18%	7	59%	17	0	0
NPC – MAPS	36%	52	36%	43.46	85%	136
NPC – Kaiga I & II	86%	767	148%	761.55	85%	418
NPC – Kaiga III & IV	-	0	0%	0	85%	445
NPC Kudankulam	80%	248	76%	234.69	85%	28
Kudankulam(KKNPP) Unit-II	-	0	0%	0	85%	309
Vallur TPP (NTECL - Vallur)	73%	497	65%	298.48	85%	559
NLC Tamil Nadu Power Ltd (Tuticorin)	70%	656	73%	533.91	85%	777
Telangana STPP Phase I		0	26%	1,866	85%	7,306
Bundled Power under JNNSM Ph 1	63%	178	75%	1338	85%	1,051
NTPC Bundled Power (200 MW)	87%	1,070	102%	218	85%	241
TOTAL	-	9,621	-	12,453	-	20,796

Table 2-14: Central Generating Stations (Net Energy Availability -MUs) as submitted by TGNPDCL

CGS (Net Energy Availability – MUs)						
Name of the Station	FY 2022-23		FY 2023-24		FY 2024-25 to FY 2028-29	
	PLF (%)	Energy (MU)	PLF (%)	Energy (MU)	PLF (%)	Energy (MU)
NTPC(SR) Ramagundam I & II	66%	828	73%	597	85%	772
NTPC(SR) – Ramagundam-III	62%	139	79%	158	85%	194
NTPC Talcher-II	91%	504	85%	475	85%	476
NTPC SimhadriStg-I	68%	948	68%	913	85%	1,182
NTPC SimhadriStg-II	76%	452	69%	436	85%	563
NTPC Kudigi - I, II & III	48%	334	50%	247	85%	614

NLC TS II Stg-I	13%	20	64%	7	85%	13
NLC TS II Stg-II	11%	30	51%	8	85%	17
NNTPS	81%	131	75%	126	85%	145
Neyveli new unit – I	50%	7	60%	12	0	0
Neyveli new unit – II	18%	3	59%	7	0	0
NPC – MAPS	36%	22	36%	18	85%	57
NPC – Kaiga I & II	86%	320	148%	318	85%	174
NPC – Kaiga III & IV	-	0	0%	0	85%	186
NPC Kudankulam	80%	104	76%	98	85%	12
Kudankulam(KKNPP) Unit-II	-	0	0%	0	85%	129
Vallur TPP (NTECL - Vallur)	73%	207	65%	125	85%	233
NLC Tamil Nadu Power Ltd (Tuticorin)	70%	274	73%	223	85%	324
Telangana STPP Phase I		0	26%	779	85%	3,050
Bundled Power under JNNSM Ph 1	63%	74	75%	559	85%	439
NTPC Bundled Power (200 MW)	87%	447	102%	91	85%	101
TOTAL	-	4,016	-	5,198	-	8,681

AP Gas Power Corporation Ltd (“APGPCL”)

2.5.14 For FY 2022-23 FY 2023-24 and FY 2024-25, the licensee has considered no projections from APGPCL stations.

Non – Conventional Energy (NCE) Sources

2.5.15 Since, FY 2022-23 and FY 2023-24 have already been completed, the licensee has considered the energy availabilities for FY 2022-23, and FY 2023-24 in line with the actual energy dispatched from Non-Conventional Energy Sources.

2.5.16 In accordance with the above-mentioned Order, the availability from Non-Conventional Energy Sources approved by Hon’ble TGERC is to the extent of 17505 MU’s. However, considering the observable error in approved availabilities of few NCE sources, Petitioner has projected the 13,399 MUs for FY 2024-25 from major NCE sources.

2.5.17 Licensee would put forward best endeavors to procure additional RE energy (as per CEA Resource Adequacy study) to meet the RPPO obligations of the licensee.

2.5.18 Discom-wise energy availabilities for FY 2022-23, FY 2023-24 and FY 2024-25 to FY 2028-29 from various NCE sources are mentioned below:

Table 2-15: NCES (Net Energy Availability – MUs) for FY 2024-25 to FY 2028-29

NCES (Net Energy Availability – MUs) for FY 2024-25 (projected)			
Type of NCES Project	TGSPDCL	TGNPDCL	State
NCE - Bio-Mass	1	1	2
NCE - Bagasse	-	-	0
NCE - Municipal Waste to Energy	91	-	91
NCE - Industrial Waste based power project	39	39	78
NCE - Wind Power	263	-	263
NCE - Mini Hydel	0	0	0
NCE - Solar	3,209	1,426	4,635
NTPC CPSU Ph-II Tr I & II (1692 MW)	1,953	815	2,768
NTPC CPSU Ph-II Tr III (735 MW)	1,783	744	2,527
SECI 400 MW	462	193	655
SECI 1000 MW	1,154	482	1,636
NTPC Bundled Scheme under JNNSM Ph-1	53	38	91
NTPC Bundled Scheme under JNNSM Ph-II (400 MW)	462	193	655
Additional RE procured	0	0	0
Total Availability	9,468	3,931	13,399

NCES (Net Energy Availability – MUs) for FY 2025-26 (projected)			
Type of NCES Project	TGSPDCL	TGNPDCL	State
NCE - Bio-Mass	1	1	1
NCE - Bagasse	0	0	0
NCE - Municipal Waste to Energy	90	0	90
NCE - Industrial Waste based power project	38	38	77
NCE - Wind Power	262	0	262
NCE - Mini Hydel	0	0	1
NCE - Solar	4,211	1,872	6,083
NTPC CPSU Ph-II Tr I & II (1692 MW)	2,562	1,070	3,632
NTPC CPSU Ph-II Tr III (735 MW)	2,340	977	3,317
SECI 400 MW	606	253	859
SECI 1000 MW	1,514	632	2,147
NTPC Bundled Scheme under JNNSM Ph-1	69	50	120
NTPC Bundled Scheme under JNNSM Ph-II (400 MW)	606	253	859
Additional RE procured	0	0	0
Total Availability	12,300	5,146	17,446

NCES (Net Energy Availability – MUs) for FY 2026-27 (projected)			
Type of NCES Project	TGSPDCL	TGNPDCL	State
NCE - Bio-Mass	1	1	1
NCE - Bagasse	0	0	0
NCE - Municipal Waste to Energy	90	0	90
NCE - Industrial Waste based power project	38	38	77
NCE - Wind Power	262	0	262
NCE - Mini Hydel	0	0	1
NCE - Solar	4,211	1,872	6,083
NTPC CPSU Ph-II Tr I & II (1692 MW)	2,562	1,070	3,632
NTPC CPSU Ph-II Tr III (735 MW)	2,340	977	3,317
SECI 400 MW	606	253	859
SECI 1000 MW	1,514	632	2,147
NTPC Bundled Scheme under JNNSM Ph-1	69	50	120
NTPC Bundled Scheme under JNNSM Ph-II (400 MW)	606	253	859
Additional RE procured	3,350	1,434	4,784
Total	15,650	6,580	22,230

NCES (Net Energy Availability – MUs) for FY 2027-28 (projected)			
Type of NCES Project	TGSPDCL	TGNPDCL	State
NCE - Bio-Mass	1	1	1
NCE - Bagasse	0	0	0
NCE - Municipal Waste to Energy	90	0	90
NCE - Industrial Waste based power project	38	38	77
NCE - Wind Power	262	0	262
NCE - Mini Hydel	0	0	1
NCE - Solar	4,211	1,872	6,083
NTPC CPSU Ph-II Tr I & II (1692 MW)	2,562	1,070	3,632
NTPC CPSU Ph-II Tr III (735 MW)	2,340	977	3,317
SECI 400 MW	606	253	859
SECI 1000 MW	1,514	632	2,147
NTPC Bundled Scheme under JNNSM Ph-1	69	50	120
NTPC Bundled Scheme under JNNSM Ph-II (400 MW)	606	253	859
Additional RE procured	3,625	1,550	5,175
Total	15,925	6,696	22,621

NCES (Net Energy Availability – MUs) for FY 2028-29 (projected)			
Type of NCES Project	TGSPDCL	TGNPDCL	State
NCE - Bio-Mass	1	1	1
NCE - Bagasse	0	0	0
NCE - Municipal Waste to Energy	90	0	90
NCE - Industrial Waste based power project	38	38	77
NCE - Wind Power	262	0	262
NCE - Mini Hydel	0	0	1
NCE - Solar	4,211	1,872	6,083
NTPC CPSU Ph-II Tr I & II (1692 MW)	2,562	1,070	3,632
NTPC CPSU Ph-II Tr III (735 MW)	2,340	977	3,317
SECI 400 MW	606	253	859
SECI 1000 MW	1,514	632	2,147
NTPC Bundled Scheme under JNNSM Ph-1	69	50	120
NTPC Bundled Scheme under JNNSM Ph-II (400 MW)	606	253	859
Additional RE procured	3,920	1,674	5,594
Total Availability	16,220	6,820	23,040

Sembcorp Energy India Ltd. (SEIL)

- 2.5.19 Since, FY 2022-23 and FY 2023-24 have already been completed, the licensee has considered the energy availabilities for FY 2022-23, and FY 2023-24 in line with the actual energy dispatched from Sembcorp stations.
- 2.5.20 For FY 2024-25, the availability projections have been taken as at 85% PLF in accordance with the availabilities as approved by the Hon'ble TGERC (Telangana Electricity Regulatory Commission) in the approved Resource Plan for 5th Control Period (FY 2024-25 to FY 2028-29) and 6th Control Period (FY 2029-30 to FY 2033-34) dated 29.12.2023 for Sembcorp stations.
- 2.5.21 Based on above considerations, the overall station-wise PLFs (net off auxiliary consumption and maintenance) and the corresponding net energy availability for FY 2022-23, FY 2023-24 and FY 2024-25, are mentioned in the table below:

**Table 2-16: SEIL Net Energy Availability – Mus as submitted by TGSPDCL
(Net Energy Availability – MUs)**

Name of the Station	2022-23		2023-24		FY 2024-25 to FY 2028-29	
	PLF (%)	Energy (MU)	PLF (%)	Energy (MU)	PLF (%)	Energy (MU)
SEIL - I	93%	1,542	89%	1,478	85%	1,415
SEIL – II	81%	2,848	86%	3019	0%	0
TOTAL		4,390		4497		1,415

Table 2-17: SEIL Net Energy Availability – Mus as submitted by TGNPDCL

(Net Energy Availability – MUs)						
Name of the Station	2022-23		2023-24		FY 2024-25 to FY 2028-29	
	PLF (%)	Energy (MU)	PLF (%)	Energy (MU)	PLF (%)	Energy (MU)
SEIL - I	93%	644	89%	617	85%	591
SEIL – II	81%	1,189	86%	1,260	0%	0
TOTAL		1,833		1,877		591

Singareni Thermal Power Project

- 2.5.22 The Licensees Stated that since, FY 2022-23 and FY 2023-24 have already been completed, the licensee has considered the energy availabilities for FY 2022-23, and FY 2023-24 in line with the actual energy dispatched from Singareni Thermal stations.
- 2.5.23 For FY 2024-25, the availability projections have been taken at PLF of 85% in accordance with the availabilities as approved by the Hon'ble TGERC (Telangana Electricity Regulatory Commission) in the approved Resource Plan for 5th Control Period (FY 2024-25 to FY 2028-29) and 6th Control Period (FY 2029-30 to FY 2033-34) dated 29.12.2023 for Singareni Thermal Stations.
- 2.5.24 An 800 MW station of SCCL is expected to come up from February 2027 and energy has been considered available in FY 2027-28 to FY 2028-29.
- 2.5.25 PLF (net off auxiliary consumption and maintenance) and the corresponding net energy availability for FY 2022-23, FY 2023-24 and FY 2024-25 is mentioned in the table below –

Table 2-18: STPP (Net Energy Availability- Mus) as submitted by TGSPDCL

(Net Energy Availability – MUs)								
Name of the Station	2022-23		2023-24		2024-25 to FY 2026-27		2027-28 to FY 2028-29	
	PLF (%)	Energy* (MU)	PLF (%)	Energy* (MU)	PLF (%)	Energy (MU)	PLF (%)	Energy (MU)
Singareni TPP	83%	6,152	78.8%	5,846	85%	6,304	85%	10,506

* Actual Energy dispatched has been considered for FY 2022-23 and FY 2023-24

Table 2-19: STPP (Net Energy Availability- Mus) as submitted by TGNPDCL

(Net Energy Availability – MUs)								
Name of the Station	2022-23		2023-24		2024-25 to FY 2026-27		2027-28 to FY 2028-29	
	PLF (%)	Energy* (MU)	PLF (%)	Energy* (MU)	PLF (%)	Energy (MU)	PLF (%)	Energy (MU)
Singareni TPP	83%	2,568	78.8%	2,440	85%	2,632	85%	4,386

* Actual Energy dispatched has been considered for FY 2022-23 and FY 2023-24

Short-term Power (RTC)

2.5.26 The Licensees Stated since FY 2022-23 and FY 2023-24 have already been completed, the licensee has considered the energy purchase for FY 2022-23 (6,634MUs), and FY 2023-24 (11,290 MUs) in line with the actual energy purchase from Short-Term power. the Licensee proposes to purchase power from short term sources on need-to-need basis.

2.5.27 A summary of the source-wise projections for the net energy availability for FY 2021-22, FY 2022-23 and FY 2023-24 for the state is presented below:

Table 2-20: Summary of Net Energy Availability (MU) as submitted by TGSPDCL

Generating Station	Net Energy Availability (MU)						
	FY 2022-23	FY 2023-24	FY 2024-25	FY 2025-26	FY 2026-27	FY 2027-28	FY 2028-29
TG Genco – Thermal	16,692	18,566	34,072	52,346	52,346	52,346	52,346
Hydel energy – TG Genco	4,050	831	4,050	4,050	4,050	4,050	4,050
Central Generating Stations	9,621	12,453	20,796	20,796	20,796	20,796	20,796
NCES	6,213	7,768	9,468	12,300	15,650	15,925	16,220
Sembcorp Energy	4,390	4,497	1,415	1,415	1,415	1,415	1,415
Singareni	6,152	5,846	6,304	6,304	6,304	10,506	10,506
Short-Term Power	6,634	11,290	4,163	445	1,087	2,804	5,523
Total	53,752	61,251	80,268	97,656	1,01,648	1,07,842	1,10,856

Table 2-21: Summary of Net Energy Availability (MU) as submitted by TGSPDCL

Generating Station	Net Energy Availability (MU)						
	FY 2022-23	FY 2023-24	FY 2024-25	FY 2025-26	FY 2026-27	FY 2027-28	FY 2028-29
TG Genco – Thermal	6,968	8,761	10,035	17,663	17,663	17,663	17,663
Hydel energy – TG Genco	1,691	347	1,691	1,691	1,691	1,691	1,691
Central Generating Stations	4,016	5,198	8,681	8,681	8,681	8,681	8,681
NCES	2,694	3,238	3,931	5,146	6,580	6,696	6,820
Sembcorp Energy	1,833	1,877	591	591	591	591	591
Singareni	2,568	2,440	2,632	2,632	2,632	4,386	4,386
Short-Term Power	1,954	4,798	822	99	6	-	-
Total	21,724	26,659	28,383	36,503	37,844	39,708	39,832

2.6 FIXED COSTS FOR TG GENCO

TG Genco – Thermal and Hydro

2.6.1 The licensees have considered the actual fixed costs paid to the TG Genco – Thermal and Hydro stations for FY 2022-23 and FY 2023-24.

2.6.2 The fixed cost for FY 2024-25 to FY 2028-29 has been considered based on ARR filing by TG GENCO.

2.6.3 The total fixed cost considered for TG GENCO – Thermal and Hydro stations for FY 2022-23, FY 2023-24 & FY 2024-25, is mentioned in the table below: -

Table 2-22: Total Fixed Cost considered by TG GENCO as submitted by TGSPDCL

Name of the Station	Fixed Cost (INR Cr.)						
	FY 2022-23 (Act.)	FY 2023-24 (Prov.)	FY 2024-25 (Proj.)-	FY 2025-26 (Proj.)	FY 2026-27 (Proj.)	FY 2027-28 (Proj.)	FY 2028-29 (Proj.)
THERMAL							
Kothagudem-V	263	270	263	292	307	322	331
Kothagudem-VI	368	422	343	370	383	396	408
Kakatiya TPP -I	333	296	304	326	335	345	355
Kakatiya TPP –II	508	529	545	599	598	596	594
Ramagundam – B	59	50	87	89	93	97	101
Kothagudem – VII	536	949	903	977	1,040	1,049	1,061
BTPS	1,049	872	1,244	1,424	1,468	1,461	1,454
Yadadri TPS	0	0	743	5,091	4,943	4,901	4,734
TOTAL THERMAL	3,116	3,388	4,431	9,168	9,167	9,167	9,038
HYDEL							
State projects:							
Srisailem left bank PH		308	403	420	423	427	431
Nagarjunsagar		230	300	317	322	330	339
Nagarjunsagar left canal							
NizamSagar							
Pochampadu		37	42	44	46	48	50
Palair							
Singur							
Mini hydro(Peddapalli)		7	9	9	10	10	11
Pochampad Stage-II		7	8	8	9	9	9
PriyadarshiniJurala		36	95	97	97	100	102
Lower Jurala		186	187	187	187	187	186
Pulichintala		66	84	88	88	88	89
Total Hydel	939	876	1,129	1,170	1,182	1,199	1,217
TOTAL Thermal and Hydro	4,055	4,264	5,560	10,338	10,349	10,366	10,255

Table 2-23: Total Fixed Cost considered by TG GENCO as submitted by TGNPDCL

Name of the Station	Fixed Cost (INR Cr.)						
	FY 2022-23 (Act.)	FY 2023-24 (Prov.)	FY 2024-25 (Proj.)-	FY 2025-26 (Proj.)	FY 2026-27 (Proj.)	FY 2027-28 (Proj.)	FY 2028-29 (Proj.)
THERMAL							
Kothagudem-V	110	113	109	122	128	134	138
Kothagudem-VI	154	176	143	154	160	165	170
Kakatiya TPP -I	139	124	127	136	140	144	148
Kakatiya TPP –II	212	221	227	250	250	249	248
Ramagundam – B	25	21	37	37	39	40	42
Kothagudem – VII	224	396	378	408	434	438	443
BTPS	438	364	519	594	613	610	607
Yadadri TPS	0	0	310	2,126	2,064	2,046	1,976
TOTAL THERMAL	1,301	1,414	1,850	3,828	3,827	3,827	3,773
HYDEL							
State projects:							
Srisaillam left bank PH		129	168	175	176	178	180
Nagarjunsagar		96	125	132	134	138	141
Nagarjunsagar left canal							
NizamSagar							
Pochampadu		15	17	19	19	20	21
Palair							
Singur							
Mini hydro(Peddapalli)		3	4	4	4	4	5
Pochampad Stage-II		3	3	3	4	4	4
PriyadarshiniJurala		15	40	41	41	42	43
Lower Jurala		78	78	78	78	78	78
Pulichintala		28	35	36	37	37	38
Total Hydel	392	366	471	488	493	501	508
TOTAL Thermal and Hydro	1,693	1,780	2,321	4,316	4,320	4,328	4,281

2.7 VARIABLE COSTS FOR TG GENCO

- 2.7.1 The licensees have considered the actual variable costs paid to the TG Genco Thermal stations for FY 2022-23 and FY 2023-24.
- 2.7.2 For VC projections for FY 2024-25 the licensee has considered filing based on TG GENCO ARR filing. An annual escalation of 3% has been considered from thereon till FY 2028-29. The Variable Cost of YTPS was considered as per the PPA and has been escalated by 3%.
- 2.7.3 The table below summarizes the station-wise variable rates considered for FY 2022-23, FY 2023-24 and FY 2024-25 to FY 2028-29.

Table 2-24: Total Variable Cost considered by TG GENCO as submitted by TGSPDCL

Name of the Station	Variable Rate (INR/kWh)						
	FY 2022-23 (actual)	FY 2023-24 (Prov)	FY 2024-25 (proj.)	FY 2025-26 (proj.)	FY 2026-27 (proj.)	FY 2027-28 (proj.)	FY 2028-29 (proj.)
Kothagudem–V	3.31	4.01	4.19	4.32	4.45	4.58	4.72
Kothagudem–VI	3.4	3.95	3.74	3.85	3.97	4.09	4.21
Kakatiya TPP -I	3.36	3.44	3.37	3.47	3.58	3.68	3.79
Kakatiya TPP –II	3.27	3.36	3.16	3.25	3.35	3.45	3.56
Ramagundam – B	4.08	4.55	4.63	4.77	4.91	5.06	5.21
Kothagudem – VII	2.79	3.41	3.61	3.72	3.83	3.94	4.06
BTPS	2.81	3.25	3.34	3.44	3.54	3.65	3.76
YTPS			2.54	2.62	2.69	2.78	2.86

Table 2-25: Total Variable Cost considered by TG GENCO as submitted by TGSPDCL

Name of the Station	Variable Rate (INR/kWh)						
	FY 2022-23 (actual)	FY 2023-24 (Prov)	FY 2024-25 (proj.)	FY 2025-26 (proj.)	FY 2026-27 (proj.)	FY 2027-28 (proj.)	FY 2028-29 (proj.)
Kothagudem–V	3.31	4.01	4.19	4.32	4.45	4.58	4.72
Kothagudem–VI	3.4	3.95	3.74	3.85	3.97	4.09	4.21
Kakatiya TPP -I	3.36	3.44	3.37	3.47	3.58	3.68	3.79
Kakatiya TPP –II	3.27	3.36	3.16	3.25	3.35	3.45	3.56
Ramagundam – B	4.08	4.55	4.63	4.77	4.91	5.06	5.21
Kothagudem – VII	2.79	3.41	3.61	3.72	3.83	3.94	4.06
BTPS	2.81	3.25	3.34	3.44	3.54	3.65	3.76
YTPS			2.54	2.62	2.69	2.78	2.86

2.8 INTEREST ON PENSION BONDS

- 2.8.1 The licensees have considered the actual costs paid to the TG Genco Thermal stations for FY 2022-23 and FY 2023-24
- 2.8.2 For FY 2024-25 to FY 2028-29, the licensee has considered the projected amount in TG GENCO ARR filing.
- 2.8.3 The total interest on pension bonds payable to TG Genco for FY 2022-23, FY 2023-24 and FY 2024-25 to FY 2028-29 is mentioned in the table below –

Table 2-26: Interest on Pension bonds as submitted by TGSPDCL

Details	Interest on Pension bonds (INR Cr.)						
	FY 2022-23 (Actual)	FY 2023-24 (Est.)	FY 2024-25 (Proj.)	FY 2025-26 (Proj.)	FY 2026-27 (Proj.)	FY 2027-28 (Proj.)	FY 2028-29 (Proj.)
TG Genco Pension Bonds	922	824	962	1,051	1,141	1,259	1,373

Table 2-27: Interest on Pension bonds as submitted by TGNPDCL

Details	Interest on Pension bonds (INR Cr.)						
	FY 2022-23 (Actual)	FY 2023-24 (Est.)	FY 2024-25 (Proj.)	FY 2025-26 (Proj.)	FY 2026-27 (Proj.)	FY 2027-28 (Proj.)	FY 2028-29 (Proj.)
TG Genco Pension Bonds	385	344	402	439	476	526	573

2.9 FIXED COST FOR CENTRAL GENERATING STATIONS

- 2.9.1 The licensees have considered the actual fixed costs paid to the Central Generating stations for FY 2022-23 and FY 2023-24.
- 2.9.2 For FY 2024-25 to FY 2028-29, the licensee has considered fixed cost equal to the actual fixed cost for FY 2023-24.
- 2.9.3 Based on the above considerations, the total fixed cost projections for the CGS thermal stations for FY 2022-23 FY 2023-24 and FY 2024-25 to FY 2028-29, are captured below –

Table 2-28: CGS Thermal Fixed Costs as submitted by TGSPDCL

Name of the Station	CGS Thermal Fixed Costs (INR Crs)		
	FY 2022-23 (Actual)	FY 2023-24 (Est.)	FY 2024-25 to FY 2028-29 (Proj.)
NTPC (SR) Ramagundam I & II	135	161	161
NTPC (SR) – Ramagundam- III	37	37	38
NTPC Talcher-II	121	146	148
NTPC SimhadriStg-I	471	325	325
NTPC SimhadriStg-II	256	205	205
NTPC Kudigi - I, II & III	245	218	219
NLC TS II Stg-I	23	1	1
NLC TS II Stg-II	5	1	-
NNTPP	57	55	55
Neyveli new unit – I	2	3	0
Neyveli new unit – II	2	4	0
Vallur TPP (NTECL - Vallur)	154	65	111
NLC Tamil Nadu Power Ltd (Tuticorin)	121	91	90
NCE - Bundled power (Coal) JNNSM Ph2	37	0	0
Telangana STPP Phase I	0	324	1,589
CGS thermal total	1,664	1,636	2,833

Table 2-29: CGS Thermal Fixed Costs as submitted by TGNPDCL

Name of the Station	CGS Thermal Fixed Costs (INR Crs)		
	FY 2022-23 (Actual)	FY 2023-24 (Est.)	FY 2024-25 to FY 2028-29 (Proj.)
NTPC (SR) Ramagundam I & II	56	67	67
NTPC (SR) – Ramagundam- III	15	15	16

Name of the Station	CGS Thermal Fixed Costs (INR Crs)		
	FY 2022-23 (Actual)	FY 2023-24 (Est.)	FY 2024-25 to FY 2028- 29 (Proj.)
NTPC Talcher-II	51	61	62
NTPC SimhadriStg-I	197	136	136
NTPC SimhadriStg-II	107	86	86
NTPC Kudigi - I, II & III	102	91	91
NLC TS II Stg-I	10	0	0
NLC TS II Stg-II	2	0	0
NNTPP	24	23	23
Neyveli new unit – I	1	1	0
Neyveli new unit – II	1	2	0
Vallur TPP (NTECL - Vallur)	64	27	46
NLC Tamil Nadu Power Ltd (Tuticorin)	51	38	38
NCE - Bundled power (Coal) JNNSM Ph2	15	0	0
Telangana STPP Phase I	0	135	663
CGS thermal total	695	683	1,183

2.10 VARIABLE COSTS FOR CENTRAL GENERATING STATIONS

2.10.1 The licensees have considered the actual variable costs paid to the Central Generating stations for FY 2022-23 and FY 2023-24.

2.10.2 For VC projections for FY 2024-25 the licensee has considered the actual variable costs for FY 2023-24. An annual escalation of 3% has been considered from thereon till FY 2028-29

2.10.3 The table below summarizes the station-wise variable rates considered for FY 2022-23, FY 2023-24 and FY 2024-25 to FY 2028-29:

Table 2-30: Variable charges for Central Generating Stations as Submitted by TGSPDCL

Name of the Station	CGS variable rates (INR/kWh)						
	FY 2022 - 23 (Act.)	FY 2023- 24 (Est.)	FY 2024- 25 (Proj.)	FY 2025- 26 (Proj.)	FY 2026- 27 (Proj.)	FY 2027- 28 (Proj.)	FY 2028- 29 (Proj.)
NTPC (SR) Ramagundam I, II	3.96	3.82	3.82	3.93	4.05	4.17	4.30
NTPC (SR) – Ramagundam- III	3.61	3.82	3.82	3.93	4.05	4.17	4.30
NTPC Talcher-II	1.98	1.72	1.72	1.77	1.82	1.88	1.94
NTPC SimhadriStg-I	4.52	4.07	4.07	4.19	4.32	4.45	4.58
NTPC SimhadriStg-II	4.37	3.99	3.99	4.11	4.23	4.36	4.49
NTPC Kudigi - I, II & III	5.55	5.46	5.46	5.62	5.79	5.97	6.15
NLC TS II Stg-I	15.07	3.21	3.21	3.31	3.41	3.51	3.61
NLC TS II Stg-II	2.66	3.21	3.21	3.31	3.41	3.51	3.61
NNTPP	2.2	2.59	2.59	2.67	2.75	2.83	2.92
Neyveli new unit – I	2.45	-	-	-	-	-	-
Neyveli new unit – II	2.63	-	-	-	-	-	-
NPC-MAPS	2.6	2.62	2.62	2.70	2.78	2.86	2.95

NPC-Kaiga unit I & II	3.83	3.54	3.54	3.65	3.76	3.87	3.98
NPC-Kaiga unit III & IV	0	2.54	2.54	2.62	2.69	2.78	2.86
NPC- Kudankulam	4.42	4.27	4.27	4.40	4.53	4.67	4.81
Kudankulam (KKNPP) Unit-II	0	4.27	4.27	4.40	4.53	4.67	4.81
Vallur TPP (NTECL - Vallur)	3.56	4.06	4.06	4.18	4.31	4.44	4.57
NLC Tamil Nadu Power Ltd (Tuticorin)	4.85	3.52	3.52	3.63	3.73	3.85	3.96
Telangana STPP Phase I	0	3.43	3.43	3.53	3.64	3.75	3.86
Bundled Power (coal) NTPC (200 MW)	4.83	4.26	4.26	4.39	4.52	4.66	4.79
NCE - Bundled Power (Coal)	7.97	5.63	5.63	5.80	5.97	6.15	6.34

Table 2-31: Variable charges for Central Generating Stations as Submitted by TGNPDCL

Name of the Station	CGS variable rates (INR/kWh)						
	FY 2022 - 23 (Act.)	FY 2023- 24 (Est.)	FY 2024- 25 (Proj.)	FY 2025- 26 (Proj.)	FY 2026- 27 (Proj.)	FY 2027- 28 (Proj.)	FY 2028- 29 (Proj.)
NTPC (SR) Ramagundam I, II	3.96	3.82	3.82	3.93	4.05	4.17	4.30
NTPC (SR) – Ramagundam- III	3.61	3.82	3.82	3.93	4.05	4.17	4.30
NTPC Talcher-II	1.98	1.72	1.72	1.77	1.82	1.88	1.94
NTPC SimhadriStg-I	4.52	4.07	4.07	4.19	4.32	4.45	4.58
NTPC SimhadriStg-II	4.37	3.99	3.99	4.11	4.23	4.36	4.49
NTPC Kudigi - I, II & III	5.55	5.46	5.46	5.62	5.79	5.97	6.15
NLC TS II Stg-I	15.07	3.21	3.21	3.31	3.41	3.51	3.61
NLC TS II Stg-II	2.66	3.21	3.21	3.31	3.41	3.51	3.61
NNTPP	2.2	2.59	2.59	2.67	2.75	2.83	2.92
Neyveli new unit – I	2.45	-	-	-	-	-	-
Neyveli new unit – II	2.63	-	-	-	-	-	-
NPC-MAPS	2.6	2.62	2.62	2.70	2.78	2.86	2.95
NPC-Kaiga unit I & II	3.83	3.54	3.54	3.65	3.76	3.87	3.98
NPC-Kaiga unit III & IV	0	2.54	2.54	2.62	2.69	2.78	2.86
NPC- Kudankulam	4.42	4.27	4.27	4.40	4.53	4.67	4.81
Kudankulam (KKNPP) Unit-II	0	4.27	4.27	4.40	4.53	4.67	4.81
Vallur TPP (NTECL - Vallur)	3.56	4.06	4.06	4.18	4.31	4.44	4.57
NLC Tamil Nadu Power Ltd (Tuticorin)	4.85	3.52	3.52	3.63	3.73	3.85	3.96
Telangana STPP Phase I	0	3.43	3.43	3.53	3.64	3.75	3.86
Bundled Power (coal) NTPC (200 MW)	4.83	4.26	4.26	4.39	4.52	4.66	4.79
NCE - Bundled Power (Coal)	7.97	5.63	5.63	5.80	5.97	6.15	6.34

2.11 PGCIL CHARGES (INTER STATE TRANSMISSION CHARGES)

2.11.1 The licensees stated that they have been making the payments in every month towards utilization of Inter-State Transmission network based on the determination of POC rates applicable to Telangana in every quarter. However, due to change in regime from LTA (Long Term Access) to GNA (General Network Access), the

monthly Inter-State Transmission charges of PGCIL have increased in December-2023. Hence, the average of monthly PGCIL charges for Telangana from December-2023 to March-2024 released by Grid controller of India has been considered for projection of PGCIL charges for FY 2024-25. Further, a 5% escalation every year has been considered for projection of PGCIL charges from FY 2025-26 to FY 2028-29.

2.11.2 The PGCIL cost projected by licensees have been summarized in the table below.

Table 2-32: PGCIL charges Projected by TGSPDCL (in Rs. crore)

Year	FY 2023-24 (Actuals)	FY 2024-25 (Proj.)	FY 2025-26 (Proj.)	FY 2026-27 (Proj.)	FY 2027-28 (Proj.)	FY 2028-29 (Proj.)
PGCIL Charges	1,714	1,624	1,705	1,790	1,880	1,974

Table 2-33: PGCIL charges projected by TGNPDCL (in Rs. crore)

Year	FY 2023-24 (Actuals)	FY 2024-25 (Proj.)	FY 2025-26 (Proj.)	FY 2026-27 (Proj.)	FY 2027-28 (Proj.)	FY 2028-29 (Proj.)
PGCIL Charges	716	678	712	747	785	824

2.12 NON-CONVENTIONAL ENERGY (NCE) SOURCES

2.12.1 The licensee has considered the actual variable costs paid to the NCE sources for FY 2022-23 and FY 2023-24.

2.12.2 For VC projections for FY 2024-25 to FY 2028-29, the licensee has taken actual station-wise average variable costs as per the PPAs.

Table 2-34: Variable cost projection for NCES as submitted by TGNPDCL

NCES wt. avg. rate projections (TGNPDCL)			
Type of NCES Project	FY 2022-23	FY 2023-24	FY 2024-25 to FY 2028-29
Bio Mass	6.61	6.67	7.51
Bagasse Cogeneration	4.31	5.12	-
Industrial Waste based	9.08	-	5.57
Municipal Solid Waste based	7.69	7.75	8.32
Wind	4.58	4.56	4.30
Mini Hydel	-	1.12	2.15
Solar	6.00	6.10	5.88
NVVNL B.P-Solar JNNSM Ph I	10.74	10.54	5.04
Bundled Solar NTPC (400 MW)	4.805	4.76	4.74
NTPC CPSU	2.58	2.83	2.68
NGEL	2.825	-	-
SECI	2.74	2.73	2.92

Table 2-35: Variable cost projection for NCES as submitted by TGSPDCL

NCES wt. avg. rate projections (TGSPDCL) INR/kWh			
Type of NCES Project	FY 2022-23	FY 2023-24	FY 2024-25 to FY 2028-29
Bio Mass	6.61	6.67	7.51
Bagasse Cogeneration	4.31	5.12	-
Industrial Waste based	9.08	-	5.57
Municipal Solid Waste based	7.69	7.75	8.32
Wind	4.58	4.56	4.30
Mini Hydel	-	1.12	2.15
Solar	6.00	6.10	5.88
NVVNL B.P-Solar JNNSM Ph I	10.74	10.54	5.04
Bundled Solar NTPC (400 MW)	4.805	4.76	4.74
NTPC CPSU	2.58	2.83	2.68
NGEL	2.825	-	-
SECI	2.74	2.73	2.92

2.12.3 Further, the tariff adopted for Biomass, Bagasse, Mini Hydel and Industrial Waste based projects is as per the Commission orders, which is exclusive of Electricity Duty, MAT/Income Tax and Royalty Charges. The same need to be reimbursed, as per actuals as and when claimed by the project developers.

2.13 SEMBCORP ENERGY INDIA LTD. (SEIL)

2.13.1 The licensee has considered the actual fixed costs paid to the Sembcorp Plants for FY 2022-23 and FY 2023-24. For FY 2024-25 to FY 2028-29, the licensee has considered fixed cost equal to the actual fixed cost for FY 2023-24

2.13.2 The licensee has considered the actual variable costs paid to the Sembcorp plants for FY 2022-23 and FY 2023-24.

2.13.3 For VC projections for FY 2024-25 to FY 2028-29, the licensee has taken the actual variable costs of FY 2023-24 for FY 2024-25 and for the subsequent years, an annual escalation of 3% on variable cost for FY 2024-25.

2.13.4 Based on the above considerations, the station-wise variable rates and fixed costs considered for FY 2022-23, FY 2023-24 and FY 2024-25 to FY 2028-29, are captured in the table below –

Table 2-36: Fixed Cost and Variable Cost for SEIL as submitted by TGSPDCL

Station	Fixed Costs (INR Cr.)		
	FY 2022-23(Actual)	FY 2023-24 (Est.)	FY 2024-25 to FY 2028-29 (Proj.)
SEIL – I	231	222	222
SEIL – II	791	787	-

Total	1,021			1,009			222
Station	Variable Costs (INR / kWh)						
	FY 2022-23(Actual)	FY 2023-24 (Est.)	FY 2024-25 (Proj.)	FY 2025-26 (Proj.)	FY 2026-27 (Proj.)	FY 2027-28 (Proj.)	FY 2028-29 (Proj.)
SEIL – I	3.27	2.73	2.73	2.81	2.89	2.98	3.07
SEIL – II	1.92	2.91	-	-	-	-	-

Table 2-37: Fixed Cost and Variable Cost for SEIL as submitted by TGNDCL

Station	Fixed Costs (INR Cr.)						
	FY 2022-23(Actual)	FY 2023-24 (Est.)	FY 2024-25 to FY 2028-29 (Proj.)				
SEIL – I	96	93	93				
SEIL – II	330	329	-				
Total	426	432	93				
Station	Variable Costs (INR / kWh)						
	FY 2022-23(Actual)	FY 2023-24 (Est.)	FY 2024-25(Proj.)	FY 2025-26(Proj.)	FY 2026-27(Proj.)	FY 2027-28(Proj.)	FY 2028-29 (Proj.)
SEIL – I	3.27	2.73	2.73	2.81	2.89	2.98	3.07
SEIL – II	1.92	2.91	-	-	-	-	-

2.14 BILATERAL/ INTER-STATE PURCHASES

- 2.14.1 The licensees stated that for FY 2024-25 to FY 2028-29, based on the month-wise hour wise total energy availability and energy requirement, actual energy dispatched has been estimated following the principles of Merit Order Dispatch.
- 2.14.2 Further, the licensees have considered the actual costs paid for short-term purchase including bilateral purchases and trading for FY 2022-23 and FY 2023-24.
- 2.14.3 For VC projections for FY 2024-25 the licensees have taken short term price equal to the actual short-term cost for FY 2023-24.
- 2.14.4 The estimated energy deficit arrived, is proposed to be bought from the short-term market. Rates for such purchase for FY 2023-24, have been considered.
- 2.14.5 The details of per-unit rates considered for such other short-term purchases for FY 2022-23, FY 2023-24, and FY 2024-25 to FY 2028-29 are mentioned below:

Table 2-38: Bilateral/ Inter-State Purchases as submitted by TGSPDCL

Variable rate for Other short-term purchase (INR/kWh)						
Name of the Station	FY 2023-24	FY 2024-25	FY 2025-26	FY 2026-27	FY 2027-28	FY 2028-29
Other Short-term purchase	6.12	5.55	5.16	4.55	5.57	5.74

Table 2-39: Bilateral/ Inter-State Purchases as submitted by TGNPDCL

Variable rate for Other short-term purchase (INR/kWh)						
Name of the Station	FY 2023-24	FY 2024-25	FY 2025-26	FY 2026-27	FY 2027-28	FY 2028-29
Other Short-term purchase	6.12	5.55	5.16	4.58	-	-

2.15 SALE OF SURPLUS POWER

2.15.1 The Licensees stated that for FY 2023-24 surplus power has been considered as actual and FY 2025-26 to FY 2028-29, the licensee has not considered significant sale of surplus power as it is difficult to forecast the accurate market costs and surplus energy.

2.16 D-D PURCHASES/ SALES

2.16.1 The licensees submitted that Based on the actual energy requirement and the energy allocation of each Discom, the net energy surplus or deficit is met via the Inter-Discom purchase/ sale (after taking into account the short-term energy purchase/sale).

2.16.2 For FY 2023-24, the D-D purchases/ sales have been considered based on the final settlement between the TG Discoms.

2.16.3 For FY 2024-25 to FY 2028-29, the D-D purchase/sale has been estimated based on the respective Discom-wise Energy requirement and Energy dispatch (as per MoD) (after accounting for the short-term energy purchase). For the cost accounting for FY 2024-25, the rate for D-D purchase/sale has been considered on the basis of the variable cost of the marginal station contributing to such deficit/surplus.

2.16.4 The details of the D-D purchase or sale quantum and the corresponding costs/revenue for each Discom for FY 2023-24 and FY 2024-25 to FY 2028-29, are mentioned below:

Table 2-40: D-D Purchases/ Sales as submitted by Licensees

Source	D-D purchase/ (sale) quantum (MU)					
Year	FY 2023-24	FY 2024-25	FY 2025-26	FY 2026-27	FY 2027-28	FY 2028-29
TGSPDCL	635	1,248	2,400	3452	4,755	5,918
TGNPDCL	(635)	(1,248)	(2,400)	(3,452)	(4,755)	(5,918)
Source	D-D costs/ (revenue) (INR Cr.)					
Year	FY 2023-24	FY 2024-25	FY 2025-26	FY 2026-27	FY 2027-28	FY 2028-29
TGSPDCL	408	563	981	1,448	2,034	2,612
TGNPDCL	(408)	(563)	(981)	(1,448)	(2,034)	(2,612)

2.17 SUMMARY OF POWER PURCHASE FOR FY 2023-24, FY 2024-25 TO FY 2028-29

2.17.1 Licensees submitted that for FY 2023-24, the actual power purchase quantum and costs incurred by the licensee has been furnished. For FY 2024-25 to FY 2028-29, based on the overall energy availability and power purchase cost considerations discussed in the previous sections, the total power purchase energy quantum and costs have been allotted to the licensee separately, based on the individual energy requirement, energy availability and the corresponding energy dispatch for the licensee. The summary of power purchase quantum and costs for FY 2023-24, and FY 2024-25 to FY 2028-29 are mentioned below:

Table 2-41: Power Purchase Cost submitted by TGDISCOMs

Generating Station	Power Purchase Cost TGSPDCL (FY 2024-25)				
	Power Purchase quantum (MU)	Fixed Cost (INR Cr.)	Variable Cost (INR Cr.)	Other Costs (INR Cr.)	Total Cost (INR Cr.)
TGGENCO – Thermal	20,161	4,431	6,849	-	11,280
TGGENCO - Hydel	4,052	1129	-	-	1,129
CGS	16,800	2,833	6,258	-	9,091
NCES	9,468	-	3,845	-	3,845
Sembcorp Energy	1,322	222	360	-	582
Singareni	4,821	958	1,822	-	2,781
D-D purchase/ (sale)	1,248	-	563	-	563
Other Short-term purchase	4,163	-	2,311	-	2,311
Interest on Pension bonds	-	-	-	962	962
Other Costs	-	-	-	25	25
Total	62,036	9,573	22,008	987	32,568
Sale of Surplus Power	6,667	-	1,545	-	1,545
Net PP Cost	62,036	9,573	20,463	987	31,023

Generating Station	Power Purchase Cost TGSPDCL (FY 2025-26)				
	Power Purchase quantum (MU)	Fixed Cost (INR Cr.)	Variable Cost (INR Cr.)	Other Costs (INR Cr.)	Total Cost (INR Cr.)
TGGENCO – Thermal	29,453	9,169	9,059	-	18,228
TGGENCO - Hydel	4,051	1,170	-	-	1,170
CGS	13,620	2,833	5,170	-	8,003
NCES	12,300	-	4,981	-	4,981
Sembcorp Energy	1,158	222	325	-	547
Singareni	3,593	944	1,358	-	2,302
D-D purchase/ (sale)	2,400	-	981	-	981
Other Short-term purchase	486	-	251	-	251
Other Short-term sell	-41	-	-21	-	-21
Interest on Pension bonds	0	-	-	1,050	1,050

Generating Station	Power Purchase Cost TGSPDCL (FY 2025-26)				
	Power Purchase quantum (MU)	Fixed Cost (INR Cr.)	Variable Cost (INR Cr.)	Other Costs (INR Cr.)	Total Cost (INR Cr.)
Other Costs	-	-	-	28	28
Total	67,021	14,338	22,105	1,078	37,521

Generating Station	Power Purchase Cost TGSPDCL (FY 2026-27)				
	Power Purchase quantum (MU)	Fixed Cost (INR Cr.)	Variable Cost (INR Cr.)	Other Costs (INR Cr.)	Total Cost (INR Cr.)
TGGENCO – Thermal	30245	9,168	9,606	-	18,773
TGGENCO – Hydel	4051	1,182	-	-	1,182
CGS	14320	2,833	5,620	-	8,453
NCES	15650	-	6,109	-	6,109
Sembcorp Energy	1190	222	344	-	566
Singareni	4543	1,131	1,706	-	2,836
D-D purchase/ (sale)	3456	-	1,448	-	1,448
Other Short-term purchase	1087	-	493	-	493
Interest on Pension bonds	-	-	-	1,141	1,141
Other Costs	-	-	-	28	28
Total	74,542	14,535	25,325	1,169	41,029

Generating Station	Power Purchase Cost TGSPDCL (FY 2027-28)				
	Power Purchase quantum (MU)	Fixed Cost (INR Cr.)	Variable Cost (INR Cr.)	Other Costs (INR Cr.)	Total Cost (INR Cr.)
TGGENCO – Thermal	31,787	9,110	10,395	-	19,506
TGGENCO - Hydel	4,067	1,198	-	-	1,198
CGS	15,005	2,833	6,022	-	8,855
NCES	15,925	-	6,441	-	6,441
6Sembcorp Energy	1,240	222	369	-	591
Singareni	7,063	2,048	2,670	-	4,718
D-D purchase/ (sale)	4,755	-	2,034	-	2,034
Other Short-term purchase	2,804	-	1,562	-	1,562
Interest on Pension bonds	-	-	-	1,259	1,259
Other Costs	-	-	-	28	28
Total	82,647	15,411	29,494	1,288	46,192

Generating Station	Power Purchase Cost TGSPDCL (FY 2028-29)				
	Power Purchase quantum (MU)	Fixed Cost (INR Cr.)	Variable Cost (INR Cr.)	Other Costs (INR Cr.)	Total Cost (INR Cr.)
TGGENCO – Thermal	34,758	9,038	11,552	-	20,589
TGGENCO - Hydel	4,051	1,217	-	-	1,217
CGS	16,353	2,833	6,642	-	9,475
NCES	16,220	-	6,564	-	6,564

Generating Station	Power Purchase Cost TGSPDCL (FY 2028-29)				
	Power Purchase quantum (MU)	Fixed Cost (INR Cr.)	Variable Cost (INR Cr.)	Other Costs (INR Cr.)	Total Cost (INR Cr.)
Sembcorp Energy	1,355	222	416	-	637
Singareni	7,364	2,022	3,097	-	5,119
D-D purchase/ (sale)	5,918	-	2,612	-	2,612
Other Short-term purchase	5,523	-	3,169	-	3,169
Interest on Pension bonds	-	-	-	1,373	1,373
Other Costs	-	-	-	29	29
Total	91,541	15,331	34,051	1,402	50,784

Table 2-42: Power Purchase Cost as submitted by TGNPDCL

Generating Station	Power Purchase Cost TGNPDCL (FY 2024-25)				
	Power Purchase quantum (MU)	Fixed Cost (INR Cr.)	Variable Cost (INR Cr.)	Other Costs (INR Cr.)	Total Cost (INR Cr.)
TGGENCO – Thermal	8,416	1,850	2,859	-	4,709
TGGENCO – Hydel	1,692	471	-	-	471
CGS	7,013	1,182	2,612	-	3,795
NCES	3,931	-	1,607	-	1,607
Sembcorp Energy	552	93	150	-	243
Singareni	2,013	400	761	-	1,161
D-D purchase/ (sale)	(1,248)	-	(563)	-	(563)
Other Short-term purchase	881	-	489	-	489
Other short – term sell	-	-	-	-	-
Interest on Pension bonds	-	-	-	402	402
Other Costs	-	-	-	10	10
Total	23,248	3,996	7,915	412	12,324
Sale of Surplus Power	2,783	-	645	-	645
Net PP Cost	23,248	3,996	7,270	412	11,679

Generating Station	Power Purchase Cost TGNPDCL (FY 2025-26)				
	Power Purchase quantum (MU)	Fixed Cost (INR Cr.)	Variable Cost (INR Cr.)	Other Costs (INR Cr.)	Total Cost (INR Cr.)
TGGENCO – Thermal	12,295	3,828	3,782	-	7,609
TGGENCO – Hydel	1,691	488	-	-	488
CGS	5,686	1,182	2,158	-	3,341
NCES	5,146	-	2,103	-	2,103
Sembcorp Energy	483	93	136	-	228
Singareni	1,500	394	567	-	961
D-D purchase/ (sale)	(2,401)	-	(981)	-	(981)
Other Short-term purchase	299	-	154	-	154
Other short – term sell	(506)	-	(262)	0	(262)
Interest on Pension bonds	-	-	-	439	439

Generating Station	Power Purchase Cost TGNPDCL (FY 2025-26)				
	Power Purchase quantum (MU)	Fixed Cost (INR Cr.)	Variable Cost (INR Cr.)	Other Costs (INR Cr.)	Total Cost (INR Cr.)
Other Costs	-	-	-	11	11
Total	24,193	5,985	7,657	450	14,092

Generating Station	Power Purchase Cost TGNPDCL (FY 2026-27)				
	Power Purchase quantum (MU)	Fixed Cost (INR Cr.)	Variable Cost (INR Cr.)	Other Costs (INR Cr.)	Total Cost (INR Cr.)
TGGENCO – Thermal	12,621	3,827	4,010	-	7,837
TGGENCO – Hydel	1,691	493	-	-	493
CGS	5,999	1,182	2,346	-	3,528
NCES	6,580	-	2,665	-	2,665
Sembcorp Energy	497	93	144	-	236
Singareni	1,884	472	712	-	1,184
D-D purchase/ (sale)	(3,452)	-	(1,448)	-	(1,448)
Other Short-term purchase	52	-	24	-	24
Other Short-term Sell	(694)	-	(315)	-	(315)
Interest on Pension bonds	-	-	-	476	476
Other Costs	-	-	-	12	12
Total	25,177	6,067	8,136	488	14,691

Generating Station	Power Purchase Cost TGNPDCL (FY 2027-28)				
	Power Purchase quantum (MU)	Fixed Cost (INR Cr.)	Variable Cost (INR Cr.)	Other Costs (INR Cr.)	Total Cost (INR Cr.)
TGGENCO – Thermal	13,269	3,803	4,339	-	8,142
TGGENCO – Hydel	1,698	500	-	-	500
CGS	6,264	1,182	2,514	-	3,696
NCES	6,696	-	2,736	-	2,736
Sembcorp Energy	518	93	154	-	247
Singareni	2,948	855	1,114	-	1,969
D-D purchase/ (sale)	(4,755)	-	(2,034)	-	(2,034)
Other Short-term purchase	-	-	-	-	0
Other Short-term sell	(310)	-	(173)	-	(173)
Interest on Pension bonds	-	-	-	526	526
Other Costs	-	-	-	12	12
Total	26,328	6,433	8,651	538	15,621

Generating Station	Power Purchase Cost TGNPDCL (FY 2028-29)				
	Power Purchase quantum (MU)	Fixed Cost (INR Cr.)	Variable Cost (INR Cr.)	Other Costs (INR Cr.)	Total Cost (INR Cr.)
TGGENCO – Thermal	14,294	3,773	4,822	-	8,595

Generating Station	Power Purchase Cost TGNPDCL (FY 2028-29)				
	Power Purchase quantum (MU)	Fixed Cost (INR Cr.)	Variable Cost (INR Cr.)	Other Costs (INR Cr.)	Total Cost (INR Cr.)
TGGENCO – Hydrel	1,691	508	-	-	508
CGS	6,695	1,182	2,773	-	3,955
NCES	6,820	-	2,787	-	2,787
Sembcorp Energy	565	93	173	-	266
Singareni	3,420	844	1,293	-	2,137
D-D purchase/ (sale)	(5,918)	-	(2,612)	-	(2,612)
Other Short-term purchase	-	-	-	-	0
Other Short-term sell	(99)	-	(57)	-	(57)
Interest on Pension bonds	-	-	-	573	573
Other Costs	-	-	-	12	12
Total	27,469	6,400	9,179	585	16,164

2.18 INTRA STATE TRANSMISSION CHARGES

2.18.1 The Licensees submitted that The transmission charges for 5th Control period (FY 2024-25 to FY 2028-29) have been considered as per TGTRANSCO MYT filings.

Table 2-43: Intra State Transmission Charges as submitted by TGSPDCL

Year	Total Intra State Transmission Charges (Rs. crore)
2023-24(Actuals)	2,670
2024-25(Projections)	2,095
2025-26 (Projections)	2,829
2026-27 (Projections)	3,146
2027-28 (Projections)	3,534
2028-29 (Projections)	3,875

Table 2-44: Intra State Transmission Charges as submitted by TGNPDCL

Year	Total Intra State Transmission Charges (Rs. crore)
2023-24(Actuals)	1,126
2024-25 (Projections)	875
2025-26 (Projections)	1,181
2026-27 (Projections)	1,313
2027-28 (Projections)	1,475
2028-29 (Projections)	1,618

2.19 SLDC CHARGES

2.19.1 The Licensees submitted that the transmission charges for 5th Control period (FY 2024-25 to FY 2028-29) have been considered as per TGTRANSCO MYT filings.

Table 2-45: SLDC Charges as submitted by TGSPDCL

Year	Total SLDC Charges (Rs. crore)
2023-24 (Actuals)	33
2024-25(Projections)	59
2025-26(Projections)	63
2026-27(Projections)	78
2027-28(Projections)	80
2028-29(Projections)	83

Table 2-46: SLDC Charges as submitted by TGNPDCL

Year	Total SLDC Charges (Rs. crore)
2023-24 (Actuals)	14
2024-25 (Projections)	25
2025-26 (Projections)	26
2026-27 (Projections)	32
2027-28 (Projections)	34
2028-29 (Projections)	35

2.20 DISTRIBUTION COST

2.20.1 The details of the Distribution cost as submitted by the Licensees for the year 2022-23 (actuals) and 2023-24 (approved in the Distribution MYT Tariff Order for 4th Control Period) along with projections from FY 2024-25 to FY 2028-29 are shown below:

Table 2-47: Distribution Cost as submitted by TGSPDCL (in Rs. crore)

Distribution Cost Breakup Particulars	FY 2024-25	FY 2025-26	FY 2026-27	FY 2027-28	FY 2028-29
Operation & Maintenance Expenses	3521	3795	4773	5145	5542
Depreciation	878	1085	1373	1712	2079
Interest and finance charges on Loan	481	639	875	1145	1419
Interest on working capital	122	138	175	201	229
Return on Equity	238	361	527	724	937
ARR	5240	6017	7723	8928	10207
Less: Revenue (NTI, OA, other business)	139	142	145	148	151
Impact of True up/ True Down	-	-	-	-	-
Net Distribution Cost	5100	5875	7578	8780	10056

Table 2-48: Distribution Cost as submitted by TGNPDCL (in Rs. crore)

Distribution Cost Breakup Particulars	FY 2024-25	FY 2025-26	FY 2026-27	FY 2027-28	FY 2028-29
Operation & Maintenance Expenses	2,627	2823	3526	3791	4075
Depreciation	387	462	581	711	860
Interest and finance charges on Loan	320	405	505	617	721
Interest on working capital	78	87	109	121	135
Return on Equity	95	142	200	270	342
ARR	3507	3919	4921	5511	6133
Less: Revenue (NTI, OA, other business)	178	182	188	193	198
Net Distribution Cost	3329	3737	4733	5318	5935

2.21 INTEREST ON CONSUMER DEPOSIT

2.21.1 The details showing the actual interest paid on Consumer Security Deposit for FY 2023-24 and projected interest expense for FY 2024-25 is as below:

Table 2-49: Interest on Consumer Deposit as submitted by TGSPDCL (in Rs. crore)

Particulars	2023-24	2024-25
Opening Balance	4,581	4,663
Additions during the Year	82	634
Closing Balance	4,663	5,297
Average Balance ((Opening + Closing)/2)	4,622	4,980
Interest @ % p.a.	6.75%	6.50%
Interest Cost	312	324

2.21.2 TGSPDCL has considered the rate of interest as notified by the Reserve Bank of India from time to time for payment of interest on security deposits. The rate as notified by RBI is 6.50%. For projection of CSD from FY 2025-26 to FY 2028-29, a 3% escalation each year has been considered.

Table 2-50: Interest on Consumer Deposit as submitted by TGNPDCL (in Rs. crore)

Particulars	2022-23	2023-24	2024-25
Opening Balance	1137	1319	1416
Additions during the Year	182	97	115
Closing Balance	1319	1416	1531
Average Balance ((Opening + Closing)/2)	1228	1367	1473
Interest @ % p.a.	6.28%	5.74%	6.75%
Interest Cost	77	79	99

2.21.3 TGNPDCL The licensee has considered the rate of interest as notified by the Reserve Bank of India from time to time for payment of interest on security deposits. The Bank rate as notified by RBI is 6.75%. For projection of Interest on

CSD from FY 2025-26 to FY 2028-29, a 14% escalation each year has been considered by considering growth rate from FY 2022-23 to FY 2024-25.

2.22 AGGREGATE REVENUE REQUIREMENT

2.22.1 The Aggregate Revenue Requirement (ARR) FY 2023-24 (actuals) and projections from FY 2024-25 to FY 2028-29 are as shown below:

Table 2-51: Aggregate Revenue Requirement (ARR) for TGSPDCL (in Rs. crore)

Expenditure Item	2023-24	2024-25	2025-26	2026-27	2027-28	2028-29
	Actuals	Projections				
Power Purchase cost	33,395	31,023	37,521	41,029	46,192	50,784
Transmission Cost	2,670	2,095	2,829	3,146	3,534	3,875
PGCIL& ULDC Cost	1,714	1,624	1,705	1,790	1,880	1,974
SLDC Charges	33	59	63	78	80	83
Distribution Cost*	5,168	5,100	5,875	7,578	8,780	10,056
Interest on Consumer Security Deposit	312	324	333	343	354	364
Supply Margin	43	0	0	0	0	0
Other Costs	0	0	0	0	0	0
Aggregate Revenue Requirement	43,336	40,793	48,978	54,800	61,784	68,237

Note: Distribution cost for FY 2023-24 are approved numbers from the Tariff Order of FY 2024

Table 2-52: Aggregate Revenue Requirement (ARR) for TGSPDCL (in Rs. crore)

Expenditure Item	2023-24	2024-25	2025-26	2026-27	2027-28	2028-29
	Provisional	Projections				
Power Purchase cost	13,686	11,679	14,092	14,691	15,621	16,164
Transmission Cost	1,126	875	1,181	1,313	1,475	1,618
PGCIL& ULDC Cost	716	678	712	747	785	824
SLDC Charges	14	25	26	32	34	35
Distribution Cost*	4,081	3,329	3,737	4,733	5,318	5,938
Interest on Consumer Security Deposit	79	99	113	128	146	166
Supply Margin	31	0	0	0	0	0
Aggregate Revenue Requirement	19,732	17,065	20,287	22,192	24,003	25,445

Note: Distribution cost & Supply Margin for FY 2023-24 are approved numbers from the Tariff Order of FY 2023-24

2.23 REVENUE PROJECTIONS FOR FY 2024-25

Table 2-53: Revenue projections by TGSPDCL for FY 2024-25 (in Rs. crore)

Revenue from Current Tariffs (Rs Crs.)	2024-25 (Projections)
LT Category	12,716
LT-I: Domestic	6,313
LT-II: Non-Domestic/Commercial	4,700
LT-III: Industry	970
LT-IV: Cottage Industries	5

Revenue from Current Tariffs (Rs Crs.)	2024-25 (Projections)
LT-V: Agricultural	60
LT-VI: Street Lightning & PWS Schemes	385
LT-VII: General Purpose	84
LT-VIII: Temporary Supply	197
LT-IX: Electric Vehicle Charging Stations	2
HT Category	21,940
HT-I Industry Segregated	14,515
HT-II – Others	4,606
HT-III Airports, Railways and Bus stations	76
HT-IV Lift Irrigation & CPWS	1,524
HT-V Railway Traction& HMR	487
HT-VI Townships and Residential Colonies	346
HT-VII Temporary Supply	377
HT IX-Electric Vehicle Charging Stations	9
Total	34,657

Table 2-54: Revenue projections by TGNPDCL for FY 2024-25 (in Rs. crore)

Revenue from Current Tariffs (Rs Crs.)	2024-25 (Projections)
LT Category	3,778
LT-I: Domestic	1,976
LT-II: Non-Domestic/Commercial	1,170
LT-III: Industry	231
LT-IV: Cottage Industries	4
LT-V: Agricultural	50
LT-VI: Street Lightning & PWS Schemes	267
LT-VII: General Purpose	55
LT-VIII: Temporary Supply	19
LT-IX: Electric Vehicle Charging Stations	6
HT Category	4,953
HT-I Industry Segregated	1,868
HT-II – Others	283
HT-III Airports, Railways and Bus stations	9
HT-IV Lift Irrigation & CPWS	1,631
HT-V Railway Traction& HMR	415
HT-VI Townships and Residential Colonies	92
HT-VII Temporary Supply	39
HT-VIII RESCO	563
HT IX-Electric Vehicle Charging Stations	53
Total	8,731

2.24 NON-TARIFF INCOME FOR FY 2023-24 & PROJECTIONS FOR FY 2024-25

- 2.24.1 TGSPDCL submitted that The Non-Tariff Income for Retail Supply Business for FY 2023-24 is Rs. 78.24 crore. The Non-Tariff Income for FY 2024-25 is projected at Rs. 79.8 crore. A 2% escalation is considered over FY 2023-24.

2.24.2 TGNPDCL submitted that the Non-Tariff Income for Retail Supply Business for FY 2023-24 is Rs. 72.37 crore. The Non-Tariff Income for FY 2024-25 is projected at Rs. 50.97 crore.

2.25 REVENUE FROM CROSS SUBSIDY SURCHARGE AND ADDITIONAL SURCHARGE

2.25.1 The TGSPDCL submitted that the actual revenue earned from Cross subsidy Surcharge and Additional Surcharge for FY 2022-23 from open access consumers is Rs. 117 crore. The licensee has estimated open access sales for FY 2023-24 by considering the actuals for H1 of FY 2023-24 and escalation of nominal 5% on actuals of H2 of FY 2022-23.

2.25.2 Further, the revenue from Cross Subsidy Surcharge and Additional Surcharge for FY 2023-24 is calculated considering the rate as approved in CSS Orders for FY 2023-24 and AS Orders for FY 2023-24 H1 and for FY 2022-23 H2. The Revenue from Cross Subsidy Surcharge and Additional Surcharge for FY2023-24 is estimated as shown below:

Table 2-55: Revenue from Cross Subsidy Surcharge and Additional Surcharge for FY2023-24 as submitted by TGSPDCL

HT Category	Voltage level	Cross Subsidy Surcharge Revenue (Rs. in Crs.)	Additional Surcharge Revenue (Rs. in Crs.)
1	11kV	0.17	36.03
	33kV	41.85	
	132kV	34.11	
2	11kV	1.15	
	33kV	8.16	
Total		85.43	

2.25.3 For FY 2024-25 with Current Tariffs, the Licensee has projected open access sales of 406.55 MUs. Since 6 months of FY 2024-25 has already elapsed, therefore for first 6 months, Cross Subsidy Surcharge tariffs have been considered as per FY 2023-24 Tariff Order and for the remaining 6 months, Cross Subsidy Surcharge tariffs have been considered as estimated for FY 2024-25.

2.25.4 The Revenue from Cross Subsidy Surcharge and Additional Surcharge for FY2024-25 have been summarized below:

Table 2-56: Revenue from Cross Subsidy Surcharge for FY2024-25 as submitted by TGSPDCL

HT Category	Voltage level	Open Access Sales – H1	CSS Rs/unit for H1 sales as per FY 24 Tariff Order	Open Access Sales – H2	CSS Rs/unit for H2 sales estimated for FY 25	Revenue (Rs Cr)
1	11kV	-	2.03	-	0	-
	33kV	121.23	1.79	44.06	0.97	25.95
	132kV	203.72	1.59	12.23	1.58	34.32
2	11kV	-	2.45	-	0.90	-
	33kV	9.89	2.04	15.41	1.96	5.04
	132kV	-	1.77	-	1.85	-
Total		334.84	-	71.71	-	65.31

2.25.5 Revenue from Additional Surcharge for FY 2024-25 is derived by considering the sales as 203.27 MUs (assuming 50% sales would be from green energy open access consumers which are exempted from paying additional surcharge) and considering the additional surcharge rate of Rs 1.40/unit as per approved order for H1 for FY 2024-25 and additional surcharge rate of Rs 1.60/unit (as per filings for H2 for FY 2024-25). The details for the same have been summarized below:

Table 2-57: Revenue from Additional Surcharge for FY2024-25 as submitted by TGSPDCL

FY 2024-25	Open Access Sales (MUs)	Additional Surcharge Rate (Rs/unit)	Revenue from Additional Surcharge (Rs Cr)
H1	167.42	1.40	23.44
H2	35.85	1.60	5.74
Total	203.27	-	29.18

2.25.6 TGNPDCL submitted that as the licensee does not contain any third party open access sales for FY 2023-24, the revenue from Cross Subsidy Surcharge and Additional Surcharge is zero and thus, The Revenue Projections from CSS & AS for FY 2024-25 is also zero.

2.26 COST OF SERVICE (COS)

2.26.1 The Licensees have computed the CoS based on embedded cost methodology. The CoS claimed by Licensees for FY 2024-25 is as shown in the Table below:

Table 2-58 COS claimed by TGSPDCL for FY 2024-25

Category Name	Total Costs (Rs. Crs)	Total Sales (MU)	Cost of Supply (INR / kWh)
LT			
Domestic	9,500	11,474	8.28
Commercial	3,575	4,148	8.62
Industry	915	1,036	8.83

Category Name	Total Costs (Rs. Crs)	Total Sales (MU)	Cost of Supply (INR / kWh)
Cottage Industry	8	10	8.87
Agriculture	11,120	12,467	8.92
Street Lighting & PWS	446	507	8.80
Others (General & Temporary)	219	259	8.43
EVs	2	3	7.29
Total LT	25,786	29,903	8.62
HT 11 kV			
Industry General	3,154	4,687	6.73
Ferro Alloy Units	0.2	0.3	6.72
Others	1,640	2,551	6.43
Airports, Bus Stations and Railways Stations	3	5	6.87
Lift Irrigation & Agriculture	111	167	6.66
HT VI: Townships & Residential Colonies	167	257	6.51
Temporary & EVs	153	236	6.47
Wholly Religious Places	0.2	0.3	5.50
Total HT 11 kV	5,229	7,904	6.61
HT (33kV)			
Industry General	3,874	6,874	5.64
Ferro Alloy Units	2	-	-
Others	1,061	1,830	5.80
Airports, Bus Stations and Railways Stations	-	-	-
Lift Irrigation & Agriculture	186	303	6.14
Railway Traction - Cat V (33KV)	5	10	5.40
HT VI: Townships & Residential Colonies	101	161	6.27
HT VII: Temporary	20	43	4.65
Wholly Religious Places	2	4	5.08
Total HT 33 kV	5,251	9,224	5.69
EHT(132 kV)			
Industry General	2,900	5,652	5.13
Ferro Alloy Units	85	156	5.44
Others	71	129	5.55
Airports, Bus Stations and Railways Stations	45	88	5.15
Lift Irrigation & Agriculture	982	1,494	6.58
Railway Traction	367	676	5.43
HMR Traction	71	134	5.34
Total 132 kV	4,523	8,328	5.43
Total HT	15,002	25,456	5.89
Total LT	25,786	29,903	8.62
Total	40,788	55,359	7.37

Table 2-59: COS claimed by TGSPDCL for FY 2024-25

Category Name	Total Costs (Rs. Crs)	Total Sales (MU)	Cost of Supply (INR / kWh)
LT			
Domestic	3,712	4,284	8.67
Non-Domestic/Commercial	910	1,023	8.89
Industry	206	244	8.47
Cottage Industries	8	9	9.66
Agricultural	8,125	8,281	9.81
Local Bodies, Street Lighting & PWS	379	380	9.96
General Purpose & Temporary	79	80	9.96
EV Charging stations	9	9.19	9.90
Total LT	13,430	14,311	9.38

Category Name	Total Costs (Rs. Crs)	Total Sales (MU)	Cost of Supply (INR / kWh)
HT 11 kV			
Industry General	727	1,181	6.15
Others	134	218	6.15
Airports, Bus Stations and Railways Stations	5	9	6.01
Lift Irrigation & Agriculture, CPWS	108	181	5.98
Townships & Residential Colonies	6	9	6.69
Temporary	11	17	6.39
RESCO	626	1,163	5.38
Wholly Religious Places	0.1	0.3	4.10
Total HT 11 kV	1,617	2,778	5.82
HT (33kV)			
Industry General	114	199	5.72
Ferro Alloy Units	0.02	0.03	8.67
Others	10	18	5.82
Airports, Bus Stations and Railways Stations	-	-	-
Lift Irrigation & Agriculture	219	393	5.59
Townships & Residential Colonies	19	32	6.06
Temporary	5	7	6.48
EV Charging stations	29	85	3.42
Total HT 33 kV	396	733	5.41
EHT(132 kV)			
Industry General	341	659	5.18
Ferro Alloy Units	-	-	-
Others	4	6	7.71
Airports, Bus Stations and Railways Stations	-	-	-
Lift Irrigation & Agriculture	898	1,321	6.80
Railway Traction	346	661	5.24
HMR Traction	-	-	-
Townships & Residential Colonies	36	67	5.33
Temporary	1	1	5.31
Total 132 kV	1,626	2,714	5.99
Total HT	3,639	6,225	5.85
Total LT	13,430	14,311	9.38
Total	17,069	20,536	8.31

2.27 REVENUE DEFICIT/(SURPLUS) AT CURRENT TARIFFS

Table 2-60: Revenue deficit/(surplus) at current tariffs claimed by TGSPDCL

Projected Revenue Deficit/Surplus (Rs. in crore)	2024-25
Aggregate Revenue Requirement for FY 2024-25	40,788
Revenue from Current Tariffs	34,657
Non-Tariff Income	80
Revenue from Cross Subsidy Surcharge	65
Revenue from Additional Surcharge	29
Total projected revenue for FY 2024-25	34,831
Revenue Deficit(-)/Surplus(+) at Current Tariffs	-5,957

Table 2-61: Revenue deficit/(surplus) at current tariffs claimed by TGNPDCL

Projected Revenue Deficit/Surplus (Rs. in crore)	2024-25
Aggregate Revenue Requirement for FY 2024-25	17,069
Revenue from Current Tariffs (incl NTI)	8,782
Revenue from Cross Subsidy Surcharge	0
Revenue from Additional Surcharge	0
Total projected revenue for FY 2024-25	8,782
Revenue Deficit(-)/Surplus(+) at Current Tariffs	-8,287

2.28 PROPOSED TARIFFS FOR FY 2023-24

2.28.1 Summary of existing and proposed modification in retail supply tariff by TGDISCOMs.

Table 2-62: Summary of existing and proposed modification in retail supply tariff by TGDISCOMs

Consumer Category/ Sub-Category/ Slab Structure (units)	Energy Unit	Existing Tariff		Proposed Tariff	
		Fixed/ Demand Charge (Rs/kW or Rs/KVA/month)	Energy Charge (Rs./Unit)	Fixed/ Demand Charge (Rs/kW or Rs/KVA/month)	Energy Charge (Rs./unit)
LT-I Domestic					
LT-I(A): Up to 100 units/month					
0-500	kWh	10	1.95	10	1.95
51-100	kWh	10	3.10	10	3.10
LT-I(B): More than 100 & up to 200 units/month					
0-100	kWh	10	3.40	10	3.40
100-200	kWh	10	4.80	10	4.80
LT-I(C): More than 200 units/month					
0-200	kWh	10	5.10	10	5.10
201-300	kWh	10	7.70	10	7.70
301-400	kWh	10	9.00	50	9.00
401-800	kWh	10	9.50	50	9.50
Above 800	kWh	10	10.00	50	10.00
LT-II Non-Domestic/Commercial					
LT-II(A): Up to 50 units/month	kWh/kVAh	60	7.00	125	7.00
LT-II(B): Above 50 units/month					
0-100	kWh/kVAh	70	8.50	150	8.50
101-300	kWh/kVAh	70	9.90	150	9.90
301-500	kWh/kVAh	70	10.40	150	10.40
Above 500	kWh/kVAh	70	11.00	150	11.00
LT-II(C): Advertisement Hoardings	kWh/kVAh	70	13.00	150	13.00
LT-II(D): Haircutting Salons having monthly consumption upto 200 units					
0-50	kWh/kVAh	60	5.30	60	5.30
51-100	kWh/kVAh	60	6.60	60	6.60
101-200	kWh/kVAh	60	7.50	60	7.50
LT-III: Industry					
Industries	kWh/kVAh	75	7.70	150	7.70
Seasonal Industries (off season)	kWh/kVAh	75	8.40	150	8.40
Pisciculture/Prawn culture	kWh/kVAh	36	6.20	100	6.20
Sugarcane crushing	kWh/kVAh	36	6.20	100	6.20

Consumer Category/ Sub-Category/ Slab Structure (units)	Energy Unit	Existing Tariff		Proposed Tariff	
		Fixed/ Demand Charge (Rs/kW or Rs/KVA/month)	Energy Charge (Rs./Unit)	Fixed/ Demand Charge (Rs/kW or Rs/KVA/month)	Energy Charge (Rs./unit)
Poultry farms	kWh/kVAh	65	7.00	100	7.00
Mushroom, Rabbit, Sheep & Goat farms	kWh/kVAh	75	7.30	150	7.30
LT-IV: Cottage Industries					
LT-IV(A): Cottage Industries	kWh	20	4.00	20	4.00
LT-IV(B): Agro Based Activities	kWh	20	4.00	20	4.00
LT-V: Agriculture					
LT-V(A): Agriculture with DSM Measures					
Corporate Farmers	kWh		2.50		2.50
Other than Corporate Farmers	kWh		0.00		0.00
LT-V(B): Others					
Horticulture Nurseries upto 15 HP	kWh	20	4.00	20	4.00
LT-VI: Street Lighting and PWS Schemes					
LT-VI(A): Street Lighting					
Panchayats	kWh	32	7.10	32	7.10
Municipalities	kWh	32	7.60	32	7.60
Municipal Corporations	kWh	32	8.10	32	8.10
LT-VI(B):PWS Schemes					
Panchayats	kWh/kVAh	32/HP	6.00	32/HP	6.00
Municipalities	kWh/kVAh	32/HP	7.10	32/HP	7.10
Municipal Corporations	kWh/kVAh	32/HP	7.60	32/HP	7.60
LT-VII: General					
LT-VII(A): General Purpose	kWh/kVAh	21	8.30	100	8.30
LT-VII(B): Wholly Religious Places	kWh	30	5.00	100	5.00
LT-VIII: Temporary Supply	kWh/kVAh	21	12.00	100	12.00
LT IX: EVs Charging Station	kWh/kVAh	50	6.00	0	6.00
HT-I: Industry					
HT-I(A): Industry-General					
11 kV	kVAh	475	7.65	500	7.65
33 kV	kVAh	475	7.15	500	7.65
132 kV & above	kVAh	475	6.65	500	7.65
Light and Fans					
11 kV	kVAh		7.65		7.65
33 kV	kVAh		7.15		7.65
132 kV & above	kVAh		6.65		7.65
Poultry Farms					
11 kV	kVAh	475	7.65	500	7.65
33 kV	kVAh	475	7.15	500	7.65
Industrial Colonies					
11 kV	kVAh		7.30		7.30
33 kV	kVAh		7.30		7.30
132 kV & above	kVAh		7.30		7.30
Seasonal Industries					
11 kV	kVAh	475	8.60	500	8.60
33 kV	kVAh	475	7.90	500	8.60

Consumer Category/ Sub-Category/ Slab Structure (units)	Energy Unit	Existing Tariff		Proposed Tariff	
		Fixed/ Demand Charge (Rs/kW or Rs/KVA/month)	Energy Charge (Rs./Unit)	Fixed/ Demand Charge (Rs/kW or Rs/KVA/month)	Energy Charge (Rs./unit)
132 kV & above	kVAh	475	7.70	500	8.60
HT-I(A) Optional category with CMD upto 150 MVA					
11 kV	kVAh	100	8.00	100	8.00
HT-I(B): Ferro Alloy Units					
11 kV	kVAh	475	7.65	500	7.65
33 kV	kVAh	475	7.15	500	7.65
132 kV & above	kVAh	475	6.65	500	7.65
HT-II: Others					
11 kV	kVAh	475	8.80	500	8.80
33 kV	kVAh	475	8.00	500	8.80
132 kV & above	kVAh	475	7.80	500	8.80
HT-II (B): Wholly Religious places					
11 kV	kVAh	260	5.00	300	5.00
33 kV	kVAh	260	5.00	300	5.00
132 kV & above	kVAh	260	5.00	300	5.00
HT-III: Airports, Bus Stations and Railway Stations					
11 kV	kVAh	475	8.50	500	8.80
33 kV	kVAh	475	7.85	500	8.80
132 kV & above	kVAh	475	7.45	500	8.80
HT-IV: Irrigation & CPWS					
HT-IV(A): Lift Irrigation&Agriculture					
11 kV	kVAh	275	6.30	300	6.30
33 kV	kVAh	275	6.30	300	6.30
132 kV & above	kVAh	275	6.30	300	6.30
HT-IV(B): CPWS					
11 kV	kVAh		6.10		6.10
33 kV	kVAh		6.10		6.10
132 kV & above	kVAh		6.10		6.10
HT-V: Railway Traction					
HT-V(A): Railway Traction	kVAh	475	5.05	500	6.25
HT-V(B): HMR Traction	kVAh	475	4.95	500	4.95
HT-VI: Townships & Residential Colonies					
11 kV	kVAh	260	7.30	300	7.30
33 kV	kVAh	260	7.30	300	7.30
132 kV & above	kVAh	260	7.30	300	7.30
HT-VII: Temporary					
11 kV	kVAh	500	11.80	500	11.80
33 kV	kVAh	500	11.00	500	11.00
132 kV & above	kVAh	500	10.80	500	10.80
HT-VIII: RESCO					
11kV	kVAh		4.84		4.84
HT-IX: Electric Vehicle Charging Station					
11 kV	kVAh	100	6.00	100	6.00
33 kV	kVAh	100	6.00	100	6.00
132 kV & above	kVAh	100	6.00	100	6.00

2.29 OTHER TARIFF PROPOSALS

- 2.29.1 Determination of Stand by Charges: The Licensees submitted that the proposal for stand by charges has been submitted to the Commission vide letter dated 25.06.2024.
- 2.29.2 The following are the charges as well as terms and conditions of the stand-by charges proposed by the licensees.
- 2.29.3 The Standby Charges shall be Temporary tariff (for both demand and energy) to the extent of open access energy & demand when there is no notice from the parties concerned. If there is any notice to the DISCOMS at least a day in advance at 11:00 hrs before closure time of the Day Ahead Market on 'D - [minus] 1' day, 'D' being the day of delivery of power for standby arrangement by the distribution licensee from the parties concerned on this aspect, if such period of standby arrangement exceeds 72 hours or more from the time of notice, the Standby Charges shall be Temporary tariff on energy & demand or the maximum tariff of energy purchased from the exchanges/ market (during the standby period), whichever is higher is applicable
- If the RMD including open access power exceeds the CMD with the DISCOM, Penal demand & energy charges are applicable as per the prevailing tariff order in addition to the standby charges.
 - The Standby Charge shall not be applicable, if the Green Energy Open Access Consumer(s) have given notice at least a day in advance at 11:00 hrs before the closure time of the Day Ahead Market. If the Standby arrangement exceeds 72 hours, the Standby Charges shall be Temporary tariff (for both demand and energy).
- 2.29.4 Determination of Grid Support Charges: The Licensee has computed the rate of GSC (Rs/kW/month) by considering the total generation capacity connected to Telangana grid as on end of 31.03.2024 and actual R&M charges of TGTRANSCO and TGDISCOMs as shown below:

Table 2-63: Grid Support Charges as submitted by TGDISCOMs

Name of the Utility	Actual R&M Cost (Rs. in crore)
TGSPDCL	274.77
TGNPDCL	116.97
TGTRANSCO	49.83
Total (A)	441.57

Name of the Utility	Actual R&M Cost (Rs. in crore)
Contracted Capacity in MW (B)	18,999
Rate of GSC (Rs/kW/month) [C=(A*10⁷/12)/(B*1000)]	19.37

2.29.5 GSC to be applicable on Captive Power Plants (both Renewable and Conventional) both co-Located and not co-located, IPPs (both Renewable and Conventional) & Solar Roof Top plants and Generators having partial PPAs with the Licensee over and above PP capacity as per other state ERC's.

2.30 CROSS SUBSIDY SURCHARGE (CSS)

2.30.1 The CSS proposed by TGDISCOMs for FY 2024-25 is as shown in the Table below:

Table 2-64: CSS in Rs./unit proposed by TGSPDCL for FY 2024-25

Categories	Average Realization at proposed tariff (INR/unit)	Weighted PP (INR/unit)	Aggregate T&D (INR/unit)	Applicable Loss%	Cross Subsidy Surcharge (INR/unit)	20% Limit on average Realization	Cross Subsidy Surcharge (INR/unit)
	(a)	(b)	(c)	(d)	(e) = max (0, a-b/(1-d) +c)	(f) = 0.2*a	(g)=min(e,f)
HT Category at 11kV							
HT-I Industry Segregated (Poultry Included)	9.77	5.25	4.24	9.42%	-	1.95	-
HT-II - Others	10.94	5.25	4.24	9.42%	0.90	2.19	0.90
HT-III Airports, Railways and Bustations	10.04	5.25	4.24	9.42%	0.01	2.01	0.01
HT -IV A Lift Irrigation and agriculture	11.25	5.25	4.24	9.42%	1.21	2.25	1.21
HT- IV B - CP Water Supply Schemes	6.12	5.25	4.24	9.42%	-	1.22	-
HT-VI Townships and Residential Colonies	8.34	5.25	4.24	9.42%	-	1.67	-
HT Green Power	-	5.25	4.24	9.42%	-	-	-
HT -Temporary Supply	14.32	5.25	4.24	9.42%	4.28	2.86	2.86
HT - EV	6.69	5.25	4.24	9.42%	-	1.34	-
HT Category at 33 kV							
HT-I Industry Segregated (Poultry Included)	8.41	5.25	1.89	5.58%	0.97	1.68	0.97
HT-I (B) Ferro-Alloys	-	5.25	1.89	5.58%	-	-	-
HT-II - Others	9.79	5.25	1.89	5.58%	2.34	1.96	1.96
HT-III Airports,	-	5.25	1.89	5.58%	-	-	-

Categories	Average Realization at proposed tariff (INR/unit)	Weighted PP (INR/unit)	Aggregate T&D (INR/unit)	Applicable Loss%	Cross Subsidy Surcharge (INR/unit)	20% Limit on average Realization	Cross Subsidy Surcharge (INR/unit)
	(a)	(b)	(c)	(d)	(e) = max (0, a-b/(1-d) +c)	(f) = 0.2*a	(g)=min(e,f)
Railways and Bustrations							
HT- IV A Lift Irrigation and agriculture	8.14	5.25	1.89	5.58%	0.69	1.63	0.69
HT- IV B - CP Water Supply Schemes	6.10	5.25	1.89	5.58%	-	1.22	-
HT-VI Townships and Residential Colonies	8.35	5.25	1.89	5.58%	0.91	1.67	0.91
HT Green Power	-	5.25	1.89	5.58%	-	-	-
HT VII - Temporary Supply	13.70	5.25	1.89	5.58%	6.25	2.74	2.74
HT VIII - RESCOs	-	5.25	1.89	5.58%	-	-	-
HT Category at 132 kV							
HT-I Industry Segregated	7.88	5.25	0.19	2.48%	2.31	1.58	1.58
HT-I (B) Ferro-Alloys	9.17	5.25	0.19	2.48%	3.60	1.83	1.83
HT-II - Others	9.25	5.25	0.19	2.48%	3.67	1.85	1.85
HT-III Airports, Railways and Bus stations	8.72	5.25	0.19	2.48%	3.15	1.74	1.74
HT -IV A Lift Irrigation and agriculture	8.76	5.25	0.19	2.48%	3.19	1.75	1.75
HT- IV B - CP Water Supply Schemes	6.10	5.25	0.19	2.48%	0.53	1.22	0.53
HT-V Railway Traction	6.49	5.25	0.19	2.48%	0.91	1.30	0.91
HT-VI Townships and Residential Colonies	-	5.25	0.19	2.48%	-	-	-
HT- Green Power	-	5.25	0.19	2.48%	-	-	-
HT - Temporary Supply	-	5.25	0.19	2.48%	-	-	-
HT - RESCOs	-	5.25	0.19	2.48%	-	-	-

Table 2-65: CSS in Rs./unit proposed by TGNPDCL for FY 2024-25

Categories	Average Realization (INR/unit)	Weighted PP (INR/unit)	Applicable Loss%	Aggregate T&D (INR/unit)	Cross Subsidy Surcharge (INR/unit)	20% Limit on average Realization	Cross Subsidy Surcharge (INR/unit)
	(a)	(b)	(c)	(d)	(e) = max (0, a-b/(1-d) +c)	(f) = 0.2*a	(g)=min(e,f)
HT Category at 11kV							
HT-I Industry Segregated	9.82	5.30	8.93%	7.71	-	1.96	-
HT-II - Others	11.65	5.30	8.93%	7.71	-	2.33	-
HT-III Airports, Railways and Bus stations	10.31	5.30	8.93%	7.71	-	2.06	-
HT -IV A Lift Irrigation and agriculture	11.22	5.30	8.93%	7.71	-	2.24	-
HT- IV B - CP Water Supply Schemes	6.12	5.30	8.93%	7.71	-	1.22	-
HT-VI Townships and Residential Colonies	9.01	5.30	8.93%	7.71	-	1.80	-
HT- Green Power	0.00	5.30	8.93%	7.71	-	-	-
HT -Temporary Supply	15.53	5.30	8.93%	7.71	2.00	3.11	2.00
HT - RESCOs	4.84	5.30	8.93%	4.55	-	0.97	-
HT Category at 33kV							
HT-I Industry Segregated	9.05	5.30	5.40%	3.34	0.10	1.81	0.10
HT-I (B) Ferro-Alloys	26.94	5.30	5.40%	3.34	18.00	5.39	5.39
HT-II - Others	10.94	5.30	5.40%	3.34	2.00	2.19	2.00
HT-III Airports, Railways and Bustations	0.00	5.30	5.40%	3.34	-	-	-
HT -IV A Lift Irrigation and agriculture	9.87	5.30	5.40%	3.34	0.92	1.97	0.92
HT- IV B - CP Water Supply Schemes	6.10	5.30	5.40%	3.34	-	1.22	-
HT-VI Townships and Residential Colonies	8.72	5.30	5.40%	3.34	-	1.74	-
HT- Green Power	0.00	5.30	5.40%	3.34	-	-	-
HT -Temporary Supply	15.50	5.30	5.40%	3.34	6.56	3.10	3.10
HT - RESCOs	0.00	5.30	5.40%	3.34	-	-	-
HT-IX EVs	6.20	5.30	5.40%	3.34	-	1.24	-
HT Category at 132kV and Above							
HT-I Industry Segregated	9.45	5.30	2.48%	0.19	3.83	1.89	1.89
HT-I (B) Ferro-Alloys	-	5.30	2.48%	0.19	-	-	-
HT-II - Others	22.23	5.30	2.48%	0.19	16.61	4.45	4.45

Categories	Average Realization (INR/unit)	Weighted PP (INR/unit)	Applicable Loss%	Aggregate T&D (INR/unit)	Cross Subsidy Surcharge (INR/unit)	20% Limit on average Realization	Cross Subsidy Surcharge (INR/unit)
	(a)	(b)	(c)	(d)	(e) = max (0, a-b/(1-d) +c)	(f) = 0.2*a	(g)=min(e,f)
HT-III Airports, Railways and Bustations	-	5.30	2.48%	0.19	-	-	-
HT -IV A Lift Irrigation and agriculture	9.74	5.30	2.48%	0.19	4.11	1.95	1.95
HT- IV B - CP Water Supply Schemes	6.10	5.30	2.48%	0.19	0.48	1.22	0.48
HT-V Railway Traction	6.92	5.30	2.48%	0.19	1.30	1.38	1.30
HT-VI Townships and Residential Colonies	8.51	5.30	2.48%	0.19	2.88	1.70	1.70
HT - Green Power	0.00	5.30	2.48%	0.19	-	-	-
HT - Temporary Supply	12.92	5.30	2.48%	0.19	7.42	2.58	2.58
HT - RESCOs	-	5.30	2.48%	0.19	-	-	-

2.31 REVENUE AND REVENUE GAP/ SURPLUS WITH PROPOSED TARIFF

Table 2-66: Revenue Gap/ Surplus with Proposed Tariff claimed by TGDISCOMs for FY 2024-25 (in Rs. crore)

Particular	TGSPDCL	TGNPDCL
	2024-25	2024-25
Aggregate Revenue Requirement for FY 2024-25	40,788	17,069
Revenue from Current Tariffs	34,657	8,731
Non-Tariff Income	80	51
Revenue from CSS & AS	94	0
Revenue Deficit (-) / Surplus (+) at Current Tariff	-5,957	-8,287
Additional Revenue through Proposed Tariff (considering proposed tariff for 6 months from October-24 to March-25)	1,028	193
Revenue Deficit (-) / Surplus (+) at proposed Tariff	-4,929	-8,093

CHAPTER-3

ISSUES RAISED BY STAKEHOLDER, RESPONSES OF PETITIONER AND COMMISSION'S VIEW

3.1 OBJECTIONS/SUGGESTIONS MADE ON FILINGS

3.1.1 Seventy-Three (73) stakeholders have filed objections/suggestions on the MYT Petition for Tariff determination for FY 2024-25 of Retail Supply Business and ARR for FY 2024-25 to FY 2028-29. The Applicants have filed replies on the objections/suggestions received from the stakeholders. For the sake of brevity, the objections/suggestions raised by the stakeholders and responses of the Applicants have been consolidated and summarised issue-wise. The Commission has considered all the objections/suggestions of the stakeholders made in writing as well as during the course of Public Hearing and the responses to them by the Applicants. In the subsequent Chapters of this Order. However, in case any suggestion is not specifically elaborated, it doesn't mean that same has not been considered.

3.2 Delay in filing

Stakeholders' Submissions

3.2.1 The stakeholders have submitted that under MYT Regulation No. 2 of 2023, the petition for 5th control period were due by 31.01.2024. The Commission has rejected TGDIs request for extension. Despite this, the petitions were filed with delay of ~7 months. The reasons provided by the licensees for this delay are unjustifiable.

Petitioner's Replies

No reply was submitted.

Commission's View

3.2.2 As per Regulation No. 2 of 2023, compliance with the stipulated deadlines is essential for maintaining regulatory efficiency and accountability. While the Commission had denied the extension request, it is important to reiterate that the responsibility for timely submissions rests with the licensees. The Commission expects all licensees to adhere to regulatory timelines to ensure a smooth and effective operational environment.

3.3 SALES PROJECTION

Stakeholders' Submissions

- 3.3.1 The stakeholder submitted that the growth rate of 17.68 % has been considered for projecting sales to the 33 kV Industrial-General (HT-I(A)) category, on the basis of 3-yr average growth, which has been reported as follows:

Year	Sales in (MU)	Growth (%)
2017-18	3568	-
2018-19	4410	19%
2019-20	4174	-5%
2020-21	3546	-15%
2021-22	4534	28%
2022-23	5442	20%
2023-24	5778	6%

- 3.3.2 The negative growth in 2019-20 and 2020-21 is attributable to the slump in industrial production during COVID-19 pandemic. The 3-year growth rate with reference to such negative values is inflated.
- 3.3.3 Similarly, in the case of 132 kV Industrial consumption, the Discom has adopted a growth rate of 31 % on 3-year average basis. However, there was negative growth of (-)20% in 2018-19 and (-) 9 %, in 2019-20, turning to the positive growth trajectory of 2.5% in 2020-21, 41% in 2021-22, 54% in 2022-23, but only 3% in 2023-24. Hence, the Commission may make appropriate correction to the growth rates of 33 kV and 132 kV Industrial-General category with reference to the actual consumption in the 1st half-year of 2024-25.
- 3.3.4 Another stakeholder submitted that sales forecast by the TGDISCOMs is higher than the sales forecast approved in the Resource Plan Order, whereas for HT Agriculture category, annual growth rates have been reduced as compared to 10% that was approved in the Resource Plan Order.
- 3.3.5 Further, over the years, sales proportion of NPDCL appears to be reducing, from 30% in FY 2017-18 to 23% in FY 2028-29, whereas in the Resource Plan Order, this proportion is considered as 27.5% for FY 2028-29.
- 3.3.6 Growth rate considered for LT Agriculture is lower than that approved in Resource Plan Order. However, it is reported that consumption in FY 2023-24 was very high. Issues about Agriculture estimation have been raised many times. In previous RST Order, the Commission had directed DISCOMs to meter all Agriculture DTs to

improve the estimate and DISCOMs have been committing to carry out this, but in the current Petitions, they have clearly indicated that DT metering is not in the agenda. It is unfortunate that the DISCOMs are failing to achieve the relatively easy task of metering DTs. Hence, it is suggested that the Commission may set up a Committee to revise the current methods of estimation of agriculture consumption, since, this has a significant bearing on subsidy and DISCOM AT&C losses.

3.3.7 As per the current Petition, it is observed that there is low or no growth in Open Access (OA) consumption or revenue hence, the Commission may review the implementation of its Open Access and Green Open Access Regulations for the State. Tracking and reporting of Open Access consumption in the State is important from a DISCOM planning perspective. Going forward, with the notification of Green Energy Open Access Regulations, reporting of RE and non-RE based sales migration will also be integral, across varying ranges of contracted demand. Separate reporting of RE and non-RE OA, along with their tenure, is already a practice that Maharashtra and Rajasthan ERC follow as part of their tariff formats.

3.3.8 While SPDCL has projected OA sales of 406.44 MU for 2024-25, NPDCL has claimed that it does not contain any third party OA sales for 2023-24 and as such, revenue from Cross Subsidy Surcharge (CSS) and Additional Surcharge (AS) is zero. Similarly, NPDCL has not projected any OA sales and CSS and AS for 2024-25.

3.3.9 The stakeholder added that the broad picture emerging from the filings of TGSPDCL for 2024-25 is as follows:

Energy sales

Sales to LT consumers: 29,903 MU (48%)

Sales to HT consumers: 25,456 MU (41%)

Energy losses: 6,677 MU (11%)

Total Energy Requirement: 62,036 MU

Revenues at current tariffs

Annual Revenue Requirement: Rs. 40,788 crore

Revenue from LT sales: Rs. 12,716 crore (31%)

Revenue from HT sales: Rs. 21, 940 crore (54%)

Revenue from other sources: Rs. 94 crore

Revenue Gap/(Surplus): Rs. (-) 5,957 crore (15 %)

3.3.10 After apportioning the energy losses between HT and LT sales, the HT categories consume about 45% of total energy and contribute 54% of total Revenues, while LT categories consume about 55% of total energy and contribute only about 31% of total Revenues, leading to overall revenue deficit of about 15 %.

3.3.11 Further,

Cost of Supply

Cost of Supply at LT: Rs. 8.62 / unit

Cost of Supply at HT: Rs. 5.89 / unit

Average Cost of Supply: Rs.7.37 /unit

Average Realisation and C-R ratio

LT supply: Rs 4.25 /unit 49.30%

HT supply: Rs. 8.90 /unit 151.00%

3.3.12 Thus, it is expedient for the Discom to sustain/improve the energy sales to subsidizing categories under HT and LT with appropriate initiatives /relaxation in terms and conditions of supply if necessary. Any proposal to increase tariff of these categories will be counter-productive to the objective of improving Revenues and financial health of Discoms.

TGDISCOMs Replies

3.3.13 There is a rise in industrial activity post-COVID and the licensee expects the same trend to continue in the future. Moreover, increase of IT Parks/SEZ/Industries /pharma city, etc., is anticipated by the licensee, which will result in higher industrial activity. From the objector's own submission, it is observed that there was a 19% increase in industrial sales in FY 2018-19 as compared to FY 2017-18 even though both the years fall in the pre-COVID era. Hence, Licensee feels it is prudent to consider higher growth rates for HT Industrial consumption, given the expected increase in industrial activity.

3.3.14 The licensees have almost achieved/exceeded the sales approved in Resource Plan for FY 2024-25 in FY 2023- 24 itself. Hence, the licensees have not considered sales as per Resource Plan for projections for 5th Control Period. Moreover, the licensees have estimated sales for 5th Control Period, based on FY

2023-24 actual sales as compared to Resource Plan projections, which are based on FY 2022-23 H1 actuals and H2 projections.

- 3.3.15 The Discoms propose to segregate the AGL feeders for better apportioning of AGL consumption after approval of RDSS scheme of MoP and GoI to reduce the cost of AGL DTR metering.
- 3.3.16 The decrease in revenue from OA consumption is due to exemption of Additional Surcharge to GEOA consumers, as approved by the Commission in its Order.
- 3.3.17 For FY 2023-24, NPDCL does not have any third-party OA sales and has not claimed any revenue from CSS and AS. The future projections of OA sales for NPDCL is based on the historical and present scenario. Going further if OA sales increase, NPDCL can realize revenue from CSS and AS.
- 3.3.18 Regarding energy sales to subsidizing categories under HT and LT, the sales of subsidizing categories depend on multiple factors such as nature of the industries and production cycle basis the market dynamics. Hence, Discoms have no control over energy sales to Industries

Commission's View

- 3.3.19 The Commission has considered the actual category-wise sales (excluding LT-V: Agriculture) for the first half (H1: April'24 to Sep'24) of FY 2024-25. The Commission has analyzed the sales growth of H2 of previous years and compared with the second half actual sales of preceding financial years and compute the 5-Year, 4-Year, 3-Year, 2-year and 1-year CAGR. The Commission after due diligence has considered the 4-Year CAGR and applied the same on the actual sales of H2 of FY 2023-24 to compute the sales of H2 of FY 2024-25. The net sales of FY 2024-25 are derived by addition of the actual sales in H1 of FY 2024-25 and computed sales of H2 as mentioned above.
- 3.3.20 The approach of the Commission in approving the sales for FY 2024-25 to FY 2028-29 is detailed in Chapter-4 of this Order. The Commission has given due consideration to the sales trend over the previous years while considering the growth rates for projecting sales to different categories.

3.4 LOSSES

Stakeholders' Submissions

- 3.4.1 The stakeholder submitted that T&D loss levels should be less than AT&C losses. The T&D losses projected by TGDISCOMs in the ARR for FY 2024-25 are higher than the levels stipulated for FY 2018-19 under the Tripartite UDAY - MoU. According to the present filings, T&D losses during FY 2023-24 stood at 14.14% of the power supplied in the State. If the 'abnormal' electricity consumption by LT agriculture services during FY 2023-24 is factored in, the actual T&D losses would be much higher. The Commission should take a serious view of this phenomenon. Over the last few years, TGDISCOMs have spent several thousand crore of rupees on T&D network in the name of improving quality of supply and bringing down T&D losses. However, neither of these objectives have been realized, even though consumers are subjected to higher tariffs year after year.
- 3.4.2 When the estimated T&D losses are brought down to lower levels, the quantum of power to be procured will also come down, reducing the tariff burden on the consumers.

TGDISCOMs Replies

- 3.4.3 The T&D loss percentages has been considered as per the approved Resource Plan and Business Plan for 5th Control Period from FY 2024-25 to FY 2028-29.
- 3.4.4 The DISCOMs are putting all efforts to reduce their losses and reach the targets set by the Commission. It is expected to reduce the losses further by reduction of technical and commercial losses by vigorously conducting 11 kV feeder-wise energy audits and by taking necessary measures for reduction of losses in the Company.

Commission's View

- 3.4.5 The Commission has considered distribution and transmission losses for FY 2024-25 to FY 2028-29 as approved in Resource Plan and Business Plan Order dated 29.12.2023. Further, the Discoms are responsible for the distribution losses and AT&C losses, whereas the transmission losses are under the purview of the Transmission Licensee, hence, the term "T&D" losses is not appropriate, while referring to Discoms' performance. Also, the T&D losses will be higher than AT&C losses, as the transmission loss component is also included under T&D losses. As

regards the higher distribution losses, **the Commission directs TGDISCOMs to take strict measures to reduce the distribution losses and submit quarterly report on the measures taken.**

3.5 ENERGY AVAILABILITY

Stakeholders' Submissions

- 3.5.1 The stakeholder submitted that the surplus power quantum is projected abnormally without considering availability of power from Chhattisgarh State Power Distribution Company Limited (CSPDCL). The DISCOMs have maintained that,
- 3.5.2 "A judicial committee has been appointed to investigate power procurement from CSPDCL station. Hence, power has not been scheduled from CSPDCL Plant I in the current control period."
- 3.5.3 The reality is that in view of dispute on billing amounts for power supplied by CSPDCL and huge dues pending from TGDISCOMs, CSPDCL has stopped supply of power. Appointment of inquiry Commission by GoTG has not prohibited the TGDISCOMs from scheduling power from CSPDCL.
- 3.5.4 Further, TGDISCOMs have not considered availability of power from Neyveli new Units I & II.
- 3.5.5 TGDISCOMs have projected availability of 13399 MU for 2024-25 from NCE sources against 17505 MU considered by the TGERC, based on actual energy dispatched from NCE sources for the last two financial years. In other words, if the NCE units with whom the DISCOMs had PPAs, generate and supply power as per the capacity utilization factors approved therein or even more than that, availability of surplus power would increase further.

TGDISCOMs Replies

- 3.5.6 Energy dispatch from CSPDCL has been suspended due to ongoing disputes from FY 2022-23 and the Licensee is currently not scheduling any dispatch from CSPDCL.
- 3.5.7 Further, considering that CSPDCL has stopped supply of power to TGDISCOMs, it is prudent to consider availability / dispatch from stations where the DISCOM is reasonably certain that any scheduled energy dispatch will be promptly supplied.

- 3.5.8 The energy availability for Neyveli new Units I & II has not been projected in the Approved Resource Plan for the 5th Control Period and the share of TGDISCOMs from Neyveli new Unit I and II was relinquished vide letter dated 29.03.2022, which was accepted by M/s NLC. Hence, the same has not been considered.
- 3.5.9 The availability of surplus power is intermittent due to variable demand. The power generation from the NCE sources depends widely on the weather and seasonal conditions. The projection of the power from NCE sources is based on the normative availability factor and CUF (Capacity Utilisation Factor).

Commission's View

- 3.5.10 The Commission has considered the energy availability from various approved contracted sources of power based on month-wise energy available vis-a-vis energy requirement. Further, the month-wise deficit has been allowed to be procured from short-term purchases and sale of surplus power has been considered during the surplus months. The details of energy availability from various sources of power, as approved by the Commission for the 5th Control Period are detailed in Chapter-4 of this Order.

3.6 ENERGY REQUIREMENT

Stakeholders' Submissions

- 3.6.1 In the instant Petition, TGDISCOMs have projected power requirement of 85,284 MU for FY 2024-25, which is 2.55% higher than their estimate for FY 2023-24. This projection exceeds 1.32% increase approved by the Commission but is 1.66% lower than the actual consumption reported for FY 2023-24. TGDISCOMs have adopted different consumption growth rates for different consumer categories to arrive at power procurement requirement during FY 2024-25. In the past, TGDISCOMs' estimated power requirements were usually higher than the Commission's projections, and the Commission's projections were typically higher than the actual consumption. During FY 2023-24, power requirement estimated by the Commission (84,156 MU) was higher than that of TGDISCOMs (83,113 MU) and in turn actual consumption reported by TGDISCOMs (86,703 MU) was higher than that estimated by the Commission. In such circumstances when the base on which growth rates are calculated is higher, there is a chance that overall power

requirement will be on higher side. Hence, power requirement for FY 2024-25 arrived at by TGDISCOMs needs to be closely scrutinised.

- 3.6.2 Further, according to TGDISCOMs' estimates, LT domestic consumers will be using 15,758 MU during FY 2024-25 and account for 18.48% of electricity requirement during the ensuing year. Compared to this, during FY 2023-24, LT domestic consumers accounted for 16.62% of electricity requirement. TGDISCOMs have mentioned starting of implementation of Gruha Jyothi Scheme as one of the reasons for delay in filing the present ARR and Tariff Proposals. However, TGDISCOMs have not mentioned any impact of Gruha Jyothi Scheme on consumption pattern of domestic consumers. According to the Scheme rules, the identified beneficiaries would become ineligible if their electricity consumption exceeds the past consumption trends or exceeds 200 units. Because of this, domestic consumers would moderate their electricity consumption. This would result in lower growth rate in electricity consumption by domestic consumers. Against this background, assumption of 5 to 5.97% growth in electricity consumption by LT domestic consumers appears to be on the higher side and the same needs to be reduced.
- 3.6.3 TGDISCOMs estimate that agricultural pump sets will consume 20,748 MU of electricity in FY 2024-25, accounting for 24.33% of the State's electricity requirement. Unlike other consumer categories where the CAGR has been applied to FY 2023-24 figures, for LT agriculture, CAGR was applied twice over the 2022-23 figures due to an abnormal increase in agricultural consumption in FY 2023-24. During that year, LT agriculture services consumed 25,154 MU, representing 28.04% of the State's electricity, which was 40.67% higher than TGDISCOMs' estimates (17,881 MU) and 26.98% higher than the Commission's projections (19,811 MU).
- 3.6.4 Historically, TGDISCOMs used assumptions to estimate consumption due to the absence of meters for agricultural services. In the current filings, NPDCL has applied 2.59% and SPDCL has applied 1.39% growth rate twice over 2022-23 figures to estimate LT agriculture consumption for FY 2024-25. While NPDCL projects a 3.94% increase in LT agriculture services, SPDCL projects a 4.38% increase. These growth rates in consumption do not align with the increase in the

number of LT agriculture services, raising doubts about TGDISCOMs' claims regarding electricity consumption by LT agriculture services.

- 3.6.5 TGDISCOMs have projected electricity consumption by Lift Irrigation schemes during FY 2024-25 to be 2,618 MU. Compared to this, estimated electricity consumption by these Lift Irrigation schemes during FY 2023-24 were 7,594 MU. TGDISCOMs in their filings noted, "Historically, LIS sales have been very erratic. So, considered same as FY 2023-24 sales." However, this is far from the truth. There were reasons for this drastic decline in electricity consumption by Lift Irrigation schemes. Previously, some of the pump houses of KLIS were submerged during floods and got damaged. Later, some parts of KLIS structures were damaged making them too dangerous to operate. During recent rains, some pump houses of PRLIS were also submerged, throwing them out of operation. Despite these, some parts of these Lift Irrigation components were sought to be operated. TGDISCOMs need to take ground situation into account to estimate electricity demand by these Lift Irrigation schemes.

TGDISCOMs Replies

- 3.6.6 The actual sales vary depending on many factors like variation in monsoon, temperature and industrial policies of the Government. Hence, sales are an uncontrollable factor, which is recognized by the Commission in MYT Regulation 2 of 2023.
- 3.6.7 The DISCOMs have forecasted sales consumption by taking historical growth rates. For LT-Domestic sales projection, DISCOMs have considered 5-year CAGR. For the Gruha Jyothi scheme consumers, the electricity is free up to 200 units of consumption. Hence, the consumers having less than 200 units of consumption may utilize up to 200 units, which is free as per the declaration by the State Government. The Gruha Jyothi scheme consumers crossing 200 units of consumption is for limited period only during peak summer. Hence, the licensee has considered historical CAGR for projecting sales for most of the categories. Any deviation in actual sales as compared to approved sales, which would result in deviation of Power Purchase cost as well as revenue would be adjusted in subsequent True-up filings by the licensee.

- 3.6.8 In FY 2023-24, the agricultural sales have increased, due to lower-than-expected monsoon, leading to reduction in ground water levels. Hence, the licensee has not considered growth rates based on FY 2023-24 sales as it considers that as an anomaly. Therefore, the licensee has considered 5-year CAGR and applied it twice over FY 2022- 23 agricultural sales to arrive at agricultural sales projections for FY 2024-25.
- 3.6.9 Historically, LIS sales have been erratic. There has been a reduction in actual LIS sales for FY 2023-24 as compared to approved. The reasons are multifold, including monsoon seasonality, etc. Hence, the licensee has considered LIS sales projections for FY 2024-25 to be same as FY 2023-24.

Commission's View

- 3.6.10 The methodology for projection of category-wise sales is detailed in Chapter-4. The Commission has given due consideration to the past trend in category-wise sales as well as certain category-specific aspects impacting the sales projections. Further, the energy requirement for TGDISCOMs has been estimated by increasing the approved sales at a specific voltage level by the approved percentage loss for that level.
- 3.6.11 The approach of the Commission in approving the energy requirement for FY 2024-25 to FY 2028-29 is detailed in Chapter-4 of this Order.

3.7 POWER PURCHASE

Stakeholders' Submissions

- 3.7.1 The stakeholder stated that as per TGERC Resource Plan Order and current Petition, its observed that there is no proposed plan to increase the proportion of Renewable Energy (RE) to address climate change challenges and reduce power purchase cost. Further, there is slight reduction in the proportion of thermal (as compared to Resource Plan), which could eventually attribute to market purchase. Further, the Average Power Purchase Cost (APPC) will increase in the coming years due to coal domination. There is expected power surplus in FY 2024-25, which is 11% of dispatched energy. The Petition also indicates that revenue from surplus sale in FY 2024-25 is at Rs. 2.32/Unit, which is much lower than the APPC. Even though no surplus is indicated in subsequent years, the reason could be the

optimistic sales forecast. Planning for such high amounts of costly base capacity, which may not be dispatched, will only add to costs.

- 3.7.2 Another stakeholder stated that in case of power procurement from Marwa thermal power plant of CSPDCL, TGDISCOMs have submitted as follows: “A *judicial committee has been appointed to investigate power procurement from CSPDCL station. Hence, Power has not been scheduled from CSPDCL plant in the current control period.*” The terms of reference of the Commission of Inquiry include examination of power procurement from BTPS and YTPS of TGGENCO along with CSPDCL. If power has not been scheduled from CSPDCL due to judicial inquiry then the same shall also apply to BTPS and YTPS of TGGENCO.
- 3.7.3 TGDISCOMs’ ARR filings for FY 2024-25 show that power generation from YTPS will commence from December 2024. However, Press Reports mention Deputy Chief Minister directing TGGENCO officials to start power generation from this plant at least by next March (Ref: The Hindu, 12-09-2024). YTPS is reported to be facing staff crunch. The Commission is requested to direct TGDISCOMs to come out with the actual situation at YTPS.
- 3.7.4 Power availability from Neyveli new Unit I and II was included during FYs 2022-23 and 2023-24 but the same is not included under power availability during FY 2024-25. To this extent, power availability during FY 2024-25 may have been underestimated. The same needs to be examined. TGDISCOMs propose to spend Rs. 42,702 crore on power procurement during FY 2024-25. This accounts for 73.81% of the Aggregate Revenue Requirement (ARR). Avenues should be explored to bring down power procurement cost to reduce tariff burden on the consumers as well as budgetary support from the State Government
- 3.7.5 The stakeholder enquired regarding the cost of power procurement from hydro/thermal stations within the State as compared to purchasing power from other State-owned power stations and NTPC. The stakeholder sought details of reasons for the cost differences, and whether there are any plans to make the State self-sufficient in power generation.
- 3.7.6 The stakeholder added that while SPDCL has projected an increase of 576 MU in power purchase and decrease of Rs.2372 crore in cost of power purchase, NPDCL has projected a decrease of 1995 MU in power purchase and Rs.2007 crore in

power purchase cost for 2024-25 over 2023-24. Going by the past trends, these projections seem unrealistic, especially based on highly reduced requirement of short-term power purchases for the current financial year compared to 2023-24. As a result, expenditures and revenue requirement of the DISCOMs, need for tariff hike and subsidy from the State Government tend to be lower, leading to claims under true-up for a huge amount for 2024-25 later. The purchase of power and its cost for both the DISCOMs and the amounts for which true-up claims have to be made for the first half of the current financial need to be submitted by the DISCOMs and examined by the Commission, besides making them public, to have a realistic assessment.

- 3.7.7 While SPDCL has projected other short-term purchases to the tune of 4,163 MU for 2024-25, NPDCL has projected the same to the extent of 881 MU. In other words, despite projection of availability of abnormal quantum of surplus power, the DISCOMs could not plan power mix to be in tune with fluctuating demand curve. As a result, to meet peak deficit, they have proposed short-term purchases.

TGDISCOMs Replies

- 3.7.8 The amount indicated as the sale of surplus power is net of the power purchase cost and is the difference between the average market rate and the average variable cost of the respective stations.
- 3.7.9 Energy dispatch from CSPDCL has been suspended due to ongoing disputes from FY 2022-23 and the Licensee is currently not scheduling any dispatch from CSPDCL. Further, energy availability from BTPS has been considered as Licensee is continuing to procure power and the same has been indicated in the approved Resource Plan. Energy availability from YTPS is expected to start from December 2024 (2 Units of 800 MW) and therefore the same has been considered.
- 3.7.10 While filing ARR for FY 2024-25, the TGDISCOMs have considered the information received from the TGGENCO that power generation from YTPS will commence from December 2024. Further, it is under Commission's purview to consider the appropriate generation from this source.
- 3.7.11 The energy availability for Neyveli new Unit I and II has not been projected in the approved Resource Plan for the 5th Control Period. Further, the share of TGDISCOMs from Neyveli new Unit I and II was relinquished vide letter dated

29.03.2022, which was accepted by M/s NLC. Hence, the same has not been considered.

- 3.7.12 Regarding avenues to be explored to lower power procurement costs, the current power purchase cost has been determined based on existing PPAs of TGDISCOM with the various generators and the required dispatch from the various stations based on the variable demand. The Licensee shall strive to optimize and reduce power purchase cost on a best effort basis.
- 3.7.13 For FY 2024-25, requirement of 28,577 MU from TGGENCO Thermal stations at an average cost of INR 5.59 / unit, and requirement of 5,744 MU from TGGENCO Hydel stations at an average cost of INR 2.79 / unit is projected for Telangana State. Further, requirement of 32,520 MU at an average cost of INR 5.43 / unit is also projected from other thermal stations including Central Generating Stations, Sembcorp, Singareni, etc. The cost of power purchase has been determined based on the Fixed Cost and Variable Cost of the respective plants, which is expected to vary depending on multitude of factors. The Licensee also strives to ensure that maximum power is procured from within the State on a best effort basis.
- 3.7.14 The DISCOM undertakes power purchase based on Merit Order Dispatch principles considering the projected energy requirements. The reduction in power purchase cost is due to excess hydel generation due to good monsoon in the current financial year. In the filings of FY 2024-25, the licensee has considered the power availability of hydel plants due to good monsoon as compared to the last 4 years and thereby reduction of the power purchase cost. As there is increase in the generation of hydel power, the Discoms stopped taking power from short-term purchase and reduced power purchase cost.
- 3.7.15 The short-term power procurement has been determined on the basis of hourly demand and available energy sources to meet the demand for each hour. In peak hours and peak month, the available dispatch from tied up sources is not enough to meet demand (in MW) and hence, market purchase is considered to meet demand (in MW). Similarly, during non-peak months, available dispatch from tied-up sources is higher than demand and the State will have surplus energy.

Commission's View

- 3.7.16 The Commission has approved the power purchase cost for FY 2024-25 duly considering the approved PPAs, based on the approved quantum of energy and applicable tariffs for the respective generating stations. The Commission has considered purchase from various sources based on the principles of Merit Order Despatch, wherein, the cheapest source of power is despatched fully, followed by the next cheapest source in terms of variable cost, etc., till the entire energy requirement is met, subject to constraints related to technical minimum, must-run stations, etc. The Commission has also considered RE purchase to the extent available as the same fall under must run category.
- 3.7.17 The Commission's approach for approving the power purchase cost for FY 2024-25 to FY 2028-29 has been elaborated in Chapter-4 of this Order.

3.8 SURPLUS POWER

Stakeholders' Submissions

- 3.8.1 The projections of availability of surplus power during the 5th Control Period submitted by the TGDISCOMs is erratic, even if some variations take place in the said projections, substantial surplus power will have to be backed down and hundreds of crore of Rupees will have to be paid towards fixed charges for the capacities backed down.
- 3.8.2 Due to poor planning for power procurement and indiscriminate long-term PPAs, the Government of Telangana (GoTG) and its DISCOMs have created a situation where they face unnecessary expenses for backing down thermal power and buying costly power from the market. This has resulted in avoidable financial burden on consumers through true-up claims. Despite these challenges, DISCOMs have not proposed selling surplus power for FY 2024-25.
- 3.8.3 SPDCL has projected other short-term purchases to the extent of 4,163 MU for 2024-25, while NPDCL has projected the same to the extent of 881 MU. Thus, despite projection of availability of abnormal quantum of surplus power, the DISCOMs could not plan power mix to be in tune with fluctuating demand curve. As a result, to meet peak deficit, they have proposed short-term purchases.
- 3.8.4 The Government of Telangana (GoTG), its DISCOMs, and the Commission should adopt a holistic and balanced approach when approving PPAs with new power

plants, particularly RE units, to maintain a proper balance between demand and power mix. This approach is crucial when setting RPO targets. The interests of the State should take priority over the directives of the Government of India, as the State bears the impact of these decisions. The excessive surplus power, unnecessary RE procurement, and associated financial and technical challenges highlight failures in decision-making by the authorities over the years.

3.8.5 According, to TGDISCOMs' ARR and Tariff filings for FY 2024-25, electricity availability will be 1,08,651 MU and dispatch will be 85,284 MU leaving a surplus of 23,367 MU. Surplus power accounts for 21.51% of the power available to the State during FY 2024-25.

3.8.6 The stakeholder questioned the need to go for short term purchase of 4,985 MU at a higher price when 23,367 MU of surplus power is available. As TGDISCOMs are facing surplus power situation during FY 2024-25, the stakeholder requested the Commission to disallow short term purchases.

3.8.7 The filings for FY 2023-24 had shown a surplus of more than 13,000 MU. However, the present filings show that surplus power during FY 2023-24 was only ~1,000 MU. At the same time, 16,293 MU were procured through short term purchases during FY 2023-24 at a cost of Rs. 8,566 crore. Average cost of this short-term power procurement was Rs. 5.26 per unit. During the same time, thermal power units of TGGENCO operated at below their threshold PLF. During FY 2023-24, TGGENCO units operated at PLF of 50 to 69% though threshold PLF is 85%. During this period, power from some of CGS units was also procured at below their threshold PLF. Variable cost of these thermal power plants was much less than average cost at which short-term power was procured. This shows that during FY 2023-24, costly power was procured even when cheaper sources were available resulting in avoidable tariff burden on consumers in the State and subsidy burden on the State Government. Against this background, the stakeholder requested the Commission to scrutinise TGDISCOMs' power procurement during FY 2023-24.

TGDISCOMs Replies

3.8.8 The DISCOM undertakes power purchase based on Merit Order Dispatch principles considering the must-run status of RE sources, minimum thermal load for thermal plants, etc., based on requirement. The availability of surplus power is

3-5% of the available power only. No unwarranted fixed costs are paid and also the backing down of the power plants depends on the demand. The surplus power is shown due to consideration of NAAAF and NAPLF of the power plants having long term PPA's and upcoming power plants. However, there is likely variation of availability and PLF of the Plants.

- 3.8.9 The short-term power procurement has been determined on the basis of hourly demand and available energy source to meet that demand for each hour. In peak hours and peak month, the available dispatch from tied up sources is not enough to meet demand (in MW) and hence, market purchase are considered to meet demand (in MW). Similarly, during non-peak months, available dispatch from tied-up sources is higher than demand and the State will have surplus energy.
- 3.8.10 The revenue indicated from the sale of surplus power is net of the power purchase cost and is the difference between the average market rate and the average variable cost of the respective stations. Hence, the value indicated is the income of DISCOMs from the sale of surplus power net of power purchase cost and therefore, the same can be considered as included in the ARR.

Commission's View

- 3.8.11 The Commission has taken note of the submission made by the stakeholder and replies by TGDISCOMS. The Commission has analyzed the energy availability from available sources/PPAs and energy requirement of the TGDISCOMS.
- 3.8.12 The Commission has approved the power purchase cost for FY 2024-25 duly considering the approved PPAs, based on the approved quantum of energy and applicable tariffs for the respective generating stations. The Commission has considered purchase from various sources based on the principles of Merit Order Despatch, wherein, the cheapest source of power is despatched fully, followed by the next cheapest source in terms of variable cost, etc., till the entire energy requirement is met, subject to constraints related to technical minimum, must-run stations, etc. The Commission has also considered RE purchase to the extent available as the same fall under must run category.
- 3.8.13 The Commission's approach for approving the power purchase cost for FY 2024-25 to FY 2028-29 has been elaborated in Chapter-4 of this Order.

3.9 FIXED & VARIABLE COST OF POWER PLANTS

Stakeholders' Submissions

- 3.9.1 The stakeholder stated that the White Paper released by the Telangana Government highlights the high capital costs of BTPS and YTPS. The White Paper states that the capital cost of YTPS is Rs. 8.64 crore per MW, while the capital cost of BTPS stands at Rs. 9.74 crore per MW, significantly exceeding its planned cost of Rs. 6.75 crore per MW. In comparison, NTPC's new plant at Ramagundam, specifically for Telangana, has a capital cost of Rs. 7.63 crore per MW. The high costs of BTPS and YTPS are attributed to delays and inefficient execution. The Commission may review these capital costs to ensure that electricity consumers in the State are not unfairly burdened by the inefficiencies in these projects.
- 3.9.2 BTPS is reportedly experiencing significant operational and maintenance issues due to the poor quality of machinery supplied by BHEL. This machinery, originally intended for a private sector power plant in Maharashtra, was repurposed for BTPS after the private company failed to set up its plant, leaving the equipment idle. Since becoming operational, BTPS units have encountered severe issues, comparable to those seen in plants with 10 to 15 years of service. Given these operational challenges and the questionable quality of the machinery—effectively second-hand equipment—the capital cost of BTPS should be re-evaluated.
- 3.9.3 The current filings indicate that the variable charges for YTPS in FY 2024-25 will be Rs. 2.54 per unit, the lowest among all thermal power plants of TGGENCO. However, the Telangana State Power Sector White Paper noted that YTPS's distance from SCCL coal mines would increase coal transportation costs, resulting in a higher variable cost. It was expected that this non-pit head status would raise the plant's variable cost by over one rupee per unit. Contrary to these expectations, the current filings show a lower variable cost compared to pit head plants. While this reduction in costs is positive, it contradicts previous trends and requires clarification.
- 3.9.4 According to the present filings, variable cost of power from TGGENCO's Ramagundam – B during FY 2024-25 will be Rs. 4.63 per unit. This is highest among all thermal power plants of TGGENCO. As it is in close proximity of coal mines, its variable cost is expected to be lower. During the same period, variable

cost of NTPC's Ramagundam units will be Rs. 3.82 per unit. Given this experience, variable cost of TGGENCO's Ramagundam – B plant has to be brought down.

- 3.9.5 TGDISCOMs have considered an annual escalation of 2%/ 3% on actual variable costs for FY 2023-24 for the 5th Control Period. Since the DISCOMs have been allowed by the Commission to collect FSA @ 30 paise per unit per month, and raise true-up/true-down claims on quarterly basis, proposal of the DISCOMs for advance annual escalation in variable costs should not be allowed. The DISCOMs have not been collecting FSA as permitted by the Commission, nor are they raising true-up/true down claims in time, obviously, at the behest of the Governments of the day. Such impermissible procrastination would cause problems to the DISCOMs, the consumers and the Government - in the form of accumulated deficits for the DISCOMs, in the form of accumulated burden with carrying cost if the Commission permits, to the consumers, and need for providing subsidy or additional grant to the DISCOMs by the Governments, if it chooses accordingly.

TGDISCOMs Replies

- 3.9.6 Regarding the high costs of BTPS and YTPS, as well as maintenance issues, TGDISCOMs will comply with the directions of the Commission. The variable charges for YTPS have been considered as per the Detailed Project Report (DPR). Further, the variable cost for TGGENCO's Ramagundam-B plant has been considered as per TGGENCO ARR Filing. TGDISCOM submitted that they shall abide by the directions of the Commission in this regard.
- 3.9.7 The Licensee has considered a nominal escalation rate of 3% for escalating variable cost. The DISCOMs have been regularly addressing letters to the GoTG regarding FCA charges and also seeking instructions for levy and collection of FCA charges on all categories of consumers in terms of Regulation No. 1 of 2023.

Commission's View

- 3.9.8 The Commission has taken of the comments of the stakeholder and the replies submitted by TGDISCOMs. The rate of power purchase from TGGENCO's stations have been considered in accordance with the generation tariff approved for TGGENCO's stations in its MYT Order. Further, the Commission has not considered any escalation in the power purchase rate, for estimating the power purchase costs. Any variation in the power purchase rates has to be recovered

through the FCA mechanism. The methodology for approval of power procurement is detailed in Chapter-4 of the Order.

3.10 TARIFF HIKE

Stakeholders' Submissions

3.10.1 The stakeholder stated that except for HT (33 kV and above), no tariff hike is proposed in these filings, except for a moderate increase in Fixed/Demand Charges. However, the Commission must consider whether it is desirable to allow a tariff revision at this stage due to several factors:

- a) DISCOM has not proposed any substantial tariff revision for most consumer classes except HT consumers, where the proposed energy charges revision is deemed unreasonable and irrational.
- b) The expected additional revenue from the revised tariff is only Rs. 1,028 Cr (2.5%) out of the total Annual Revenue Requirement of Rs. 40,788 Cr for 2024-25.
- c) Most of the Rs. 1,028 Cr is expected to come from 33 kV and 132 kV Industrial consumers, whose sales forecast appears to be overestimated.
- d) Revised tariffs can only take effect prospectively, one week after the publication of the revised tariffs as per Section 26(6) of the AP Electricity Reforms Act, 1998, and the Electricity Act, 2003.
- e) If the effective date of the new tariff is not synchronized with the meter reading/billing cycle, it will create additional work for DISCOMs and inconvenience for consumers.
- f) Compressing the schedule for tariff determination might send wrong signals to stakeholders in the power sector.
- g) Statutory guidelines under Section 61 of the Electricity Act mandate safeguarding consumers' interest while ensuring reasonable cost recovery and reducing cross-subsidies.
- h) The National Electricity Policy states that cross-subsidies should be reduced gradually, and the Tariff Policy requires a roadmap to align tariffs within +/- 20% of the Average Cost of Supply.
- i) The proposed energy charge increases to Rs. 7.65/unit for 33 kV and Rs. 7.65/unit for 132 kV would result in Industrial-General consumers paying Rs. 8.57/unit, including the Demand Charge component.

- j) According to TGSPDCL's filings, the Cost of Supply for 11 kV Industrial-General is Rs. 7.63/unit, for 33 kV is Rs. 5.64/unit, and for 132 kV is Rs. 5.13/unit.
- k) Thus, 33 kV and 132 kV consumers will contribute a cross-subsidy of about Rs. 3/unit and Rs. 3.50/unit, respectively, which is significantly higher than the Cost of Supply.
- l) DISCOM has proposed a CSS of Rs. 1.68/unit for 33 kV and Rs. 1.58/unit for 132 kV Open Access consumers, which is much lower than the cross-subsidy applied to its own consumers.

3.10.2 Another stakeholder expressed deep concerned about the proposed increases in ARR, Wheeling Charges, CSS and AS, which will place an unsustainable burden on the steel industry. This increase will severely affect the industry's viability, which is already facing economic pressures.

3.10.3 The DISCOMs have proposed to increase demand charge to certain categories of consumers. However, they have not explained the reasons and justification for the same. Therefore, the proposal should be rejected by the Commission.

TGDISCOMs Replies

3.10.4 In order to ensure cost recovery, the licensees have proposed to increase in tariff in light of increase of costs.

3.10.5 Discoms have proposed uniform wheeling charges across voltage levels similar to intra-State and inter-State transmission charges to encourage OA consumption across all voltage levels. Moreover, having uniform wheeling charges will lead to simplified tariff structure, bring in transparency in billing process and would help in streamlining the process of grid planning going further. This would also help in improving administrative efficiency and lead to better resource allocation and lesser disputes related to undue variations in wheeling charges being levied on consumers.

3.10.6 In the current tariff structure, only 30% of the fixed cost is being recovered through fixed charges. The fixed charges constitute the fixed revenue of DISCOMs and are not reflective of the fixed costs incurred by them.

Commission's View

3.10.7 The Commission has revised only Fixed/Demand Charges for some of the categories, after taking into consideration the submissions made in the Petition, objections/suggestions made by the stakeholders, and replies by TGDISCOMS. The Commission has ensured that TGDISCOMs are able to recover their legitimate expenses and at the same time, the interest of the consumer is also protected.

3.11 HT-I: INDUSTRY 11 KV/33 KV/132 KV

Stakeholders' Submissions

- 3.11.1 The stakeholder submitted that to encourage establishment and development of agro-based industries, in neighboring States, their respective electricity Distribution Companies are reducing tariff rates and giving subsidies so that industrialists set up industries in their State and contribute to the industrial development of their State.
- 3.11.2 Seasonal industries are facing many problems due to seasonal environmental changes due to losses in crop products. Due to low voltage/disruptions in the power supply, the quality standards of farmers are reduced and the industries are reaching a situation where the right prices for the commodity are not available in the market.
- 3.11.3 In these complicated circumstances, the State Discoms' have proposed to increase the demand charges to Rs.500/-/KVA/Month for the HT industrial consumers. Moreover, the Central and State Governments are announcing various incentives for the farmers to increase the agricultural products, for the development of agro-based industries and to provide employment opportunities to the rural youth. However, the Discoms have been increasing the electricity charges drastically and are putting the burden of electricity charges on the HT industries. Therefore, the Telangana Cotton Millers and Traders Welfare Association expressed their strong objection to the increase in these demand charges, electricity consumption charges and surcharges and requested that the existing charges be continued.

TGDISCOMs Replies

- 3.11.4 The TGDISCOMs submitted that no increase is proposed in energy charge and only 5% increase, i.e., from Rs. 475 to Rs. 500/KVA/month is proposed in the Petition.

Commission's View

- 3.11.5 The Commission has revised only Fixed/Demand Charges for some of the categories, after taking into consideration the submissions made in the Petition, objections/suggestions made by the stakeholders, and replies by TGDISCOMS. The Commission has ensured that TGDISCOMs are able to recover their legitimate expenses and at the same time, the interest of the consumer is also protected.

3.12 HT – V (A) RAILWAY TRACTION

Stakeholders' Submissions

- 3.12.1 The tariff for Railway traction is higher by 54 % over cost of service, which is against the provisions of the Tariff policy. The Railway Traction tariff has been proposed to be increased by 19.45%, which is highly unreasonable and unjustified.

TGDISCOMs Replies

- 3.12.2 The licensees have proposed to increase the tariff in order to ensure cost recovery, in light of increase of costs. TGDISCOMs are always striving to supply power at reasonable rates to their consumers in Telangana State. There had been no hike in the tariff for the past decade except in FY2022-23, in spite of increase in various costs of the DISCOMs.
- 3.12.3 The TGDISCOMs are having the responsibility of taking care of its all consumers including small and bulk consumers, and have proposed the tariff by considering all the pros and cons of its consumers. Without recovery of cost incurred, the DISCOMs will not be able to supply power to bulk consumers.
- 3.12.4 TGDSICOMS are grateful to have such prompt consumers like Indian Railways. Rebate in tariff to particular category of consumers is not within the purview of TGDISCOMs.

3.12.5 The TGTRANSCO and TGDISCOMs have invested Rs.35000 crore for enhancement of electrical network to make electricity accessible to their consumers and the recovery of such cost is inevitable to run its operations.

Commission's View

3.12.6 The Commission has revised only Fixed/Demand Charges, after taking into consideration the submissions made in the Petition, objections/suggestions made by the stakeholders, and replies by TGDISCOMs. The Commission has ensured that TGDISCOMs are able to recover their legitimate expenses and at the same time, the interest of the consumer is also protected.

3.13 HMWSSB Tariff

Stakeholders' Submissions

3.13.1 HMWSSB requested the Commission to continue to sanction concessional Power Tariff at the rate of Rs.4.95 paise per kWh for FY 2023-24 onwards on perpetual basis. They further requested the Commission to create a Special Category for sanction of concessional Power Tariff for HMWSSB exclusively in line with HMRL.

3.13.2 The facility of concessional Power Tariff may also be extended to (a) all STP stations, and (b) all Office Buildings.

3.13.3 Since FY 2022-23, the State Government has not released subvention amounts of HMWSSB payable to TGDISCOMs. In line with TGERC Orders, TGSPDCL has raised power bills for HMWSSB as per Cat-1(E) (Normal) instead of Cat-V(B) (Concessional). In spite of Government assurance and TGERC Orders, HMWSSB has not been extended the Concessional Power Tariff due to non-release of subvention amount by the State Government.

TGDISCOMs Replies

3.13.4 Without extending the subvention amount from the State Government to DISCOMs, it is not possible to provide concessional tariff to HMWSSB. The DISCOMs are not getting the subvention amount from State Government regularly. Hence, the Commission is requested to retain the tariff for HMWSSB under industrial category. Alternatively, the Commission is requested to direct HMWSSB to receive the subvention amount directly and pay the bills to the Licensee as per the Tariff Order to avoid any disputes.

3.13.5 The concessional power tariff for STP stations and office buildings under industrial category is against the terms of the Tariff Order applicable for the relevant categories.

Commission's View

3.13.6 The Commission has taken note of the suggestions/objections of the stakeholder. The Commission has not received any communication from GoTG regarding extending the concessional tariff to HMWSSB.

3.14 AIRPORT

Stakeholders' Submissions

3.14.1 The GMR Airport opposes the tariff hike for HT-III category making it at par with Commercial HT-II. The proposed increase in energy charges for consumers having energy meters at 220 kV, 33 kV and accounting for all transformer and distribution losses, applying the 11 kV voltage level tariff is not justified and disregards the technical differences. This discrepancy may lead to unfair pricing and affect consumer interests as a common tariff might not accurately reflect the actual energy costs and losses associated with different voltage levels.

TGDISCOMs Replies

3.14.2 The tariff for HT-III category at 11 kV was increased by ~3.5% (30 paise / unit) to INR 8.8 per unit and subsequently the tariff was rationalized across the various voltages. The tariffs for both HT-II and HTIII were not made same by design, and was arrived at independently. Further, the future trajectories of the HT-II and HT-III are not expected to be the same and will be determined independently based on Average Cost of Supply for the licensee determined every year.

3.14.3 The DISCOMs are proposing to migrate to uniform wheeling charges and losses across all voltage levels similar to the practice followed for Inter-State and Intra State transmission systems. Similarly on the retail supply side, tariffs are being rationalized across all voltage levels.

Commission's View

3.14.4 The Commission has revised only Fixed/Demand Charges for some of the categories, after taking into consideration the submissions made in the Petition, objections/suggestions made by the stakeholders, and replies by TGDISCOMS.

The Commission has ensured that TGDISCOMs are able to recover their legitimate expenses and at the same time, the interest of the consumer is also protected.

3.15 PGCIL CHARGES

Stakeholders' Submissions

- 3.15.1 TGDISCOMs have pointed out that, due to change in regime from long-term access (LTA) to general network access (GNA), the monthly inter-State transmission charges of PGCIL have increased in December, 2023. GNA is an irrational arrangement and arbitrary and the DISCOMs are expected to resort to legal recourse questioning such arbitrary decisions. On earlier occasions, the stakeholder raised the issues relating to GNA, which are not being repeated now. Compared to PGCIL charges for 2023-24, which were higher, the DISCOMs have shown a decrease for 2024-25 and increases for subsequent years of the 5th Control Period. SPDCL has shown PGCIL charges of Rs.1624 crore for 2024-25 against Rs.1714 crore for 2023-24. NPDCL has shown PGCIL and ULDC cost for 2024-25 of Rs.678 crore against Rs.716 crore for 2023-24. The stakeholder enquired regarding the basis for projection of such reduction in PGCIL Charges for 2024-25. The stakeholder opined that these projections may also turn out to be under-estimations. The DISCOMs have considered a 5% escalation every year for projection of PGCIL charges from 2025-26 to 2028-29. The stakeholder requested the Commission not to permit such advance escalation on annual basis.

TGDISCOMs Replies

- 3.15.2 The monthly PGCIL transmission charges for DICs are being calculated by Grid Controller of India based on a pre-defined formula as per the CERC (Connectivity and General Network Access to the inter-State Transmission System) Regulations, 2022 and its subsequent amendments. The monthly transmission charges released by Grid Controller of India got changed in the month of December-2023. Till November-2023, Telangana's monthly PGCIL charges have been computed considering an LTA demand/injection of 3,884 MW. However, from December-2023 onwards, Telangana's monthly PGCIL charges have been computed considering a GNA quantum of 5,801 MW as per the Order released by Grid Controller of India dated 25.11.2023. Hence, the licensee has considered

average of monthly PGCIL charges from December-2023 to March-2024 for computation of PGCIL charges for FY 2024-25. For projection of PGCIL charges from FY 2025-26 onwards a nominal escalation of 5% is considered, as there is no historical data for PGCIL charges under GNA regime.

Commission's View

- 3.15.3 The Commission has taken note of the suggestion/objection of the stakeholder and replies submitted by TGDISCOMs. The Commission has considered the latest available PGCIL Charges available for approving the same for the Control Period. The Inter-State Transmission Charges approved by the Commission is detailed in Chapter-4 of the Order.

3.16 INTRA-STATE TRANSMISSION CHARGES

Stakeholders' Submissions

- 3.16.1 SPDCL has shown a reduction of intra-State transmission charges from Rs.2670 crore for 2023-24 to Rs.2095 crore for 2024-25, while NPDCL has shown a reduction from Rs.1126 crore for 2023-24 to Rs.875 crore for 2024-25, as per the projections made by TGTRANSCO. It indicates that the contracted capacity for 2024-25 must have come down from the last financial year to the current financial year based on the above-mentioned unrealistic projections. At the same time, SLDC charges are projected to increase from Rs.33 crore for 2023-24 to Rs.59 crore for 2024-25 for SPDCL and from Rs.14 crore to Rs.25 crore for NPDCL. Similarly, distribution cost is projected to increase from Rs.5168.36 crore for 2023-24 to Rs.5663 crore for 2024-25 for SPDCL and a reduction from Rs.4081.42 crore to Rs.3714 crore for NPDCL. As a result, SPDCL has projected a reduction in aggregate revenue requirement from Rs.43336 crore for 2023-24 to Rs.40788 crore for 2024-25 and NPDCL has shown a reduction from Rs.19732 crore to Rs.17069 crore for the same years. To the extent these projections turn out to be underestimates, the burden under true-up on consumers would increase.

TGDISCOMs Replies

- 3.16.2 The licensees have considered Intra-State transmission charges as per the filings made by TGTRANSCO. Further, the licensees have determined the ARR for 5th Control Period following the principles of MYT Regulation 2 of 2023.

Commission's View

- 3.16.3 The Commission has taken note of the suggestion/objection of the stakeholder and replies submitted by TGDISCOMs. The Commission has considered the intra-State Transmission Charges based on the Transmission Tariff approved in the MYT Order for TGTRANSCO and the SLDC Charges based on the SLDC Fees and Charges approved in the MYT Order for SLDC. The Intra-State Transmission Charges approved by the Commission, is detailed in Chapter-4 of the Order.

3.17 RESTRICTING CSS TO 20% OF AVERAGE COST OF SUPPLY (ACOS)

Stakeholders' Submissions

- 3.17.1 The Petitioner in the present proposal has requested the Commission not to restrict the CSS to 20% of tariff payable by the consumer as the tariffs are not within +/- 20% of Average Cost of supply.
- 3.17.2 The Ministry of Power has amended the Electricity Rules, 2005, and notified the Electricity (Amendment) Rules, 2022 on 29.12.2022, wherein, the Ministry has capped the CSS on OA at 20% of the ACOS. Since, the tariffs are being set with reference to the ACOS, the Commission is requested to cap the CSS on OA with reference to the ACOS, in line with the Electricity (Amendment) Rules, 2022.

TGDISCOMs Replies

- 3.17.3 The licensee has proposed CSS as per Clause 8.5.1 of the Tariff Policy-2016. The Tariff Policy-2016 states that CSS shall not exceed 20% of the tariff applicable to the category of consumers seeking OA and licensee has followed the same. Hence, CSS has been restricted to 20% of Average Billing Rate (ABR) of that category.

Commission's View

- 3.17.4 The Commission has taken note of the suggestion/objection of the stakeholder and replies submitted by TGDISCOMs. CSS has been determined based on the formula and methodology as specified in Tariff Policy, 2016, and CSS has been restricted to 20% of the ABR of the respective category.

3.18 AGRICULTURAL CONSUMERS

Stakeholders' Submissions

- 3.18.1 The stakeholder stated that in Nalgonda district, three phase services were released on agricultural feeder, and are being billed for three phase supply. However, in reality, they are getting three phase supply for eight hours, and rest sixteen hours they are getting single phase supply. This amounts to deficiency in service, which is being questioned on large scale. Hence, it is requested to approve a different tariff for these consumers, so as to avoid court cases.

TGDISCOMs Replies

- 3.18.2 The tariff is not based on the no. of phases of supply (1-ph or 3-Ph) other than minimum charges. The DISCOM is extending 3-Ph supply to all the consumer services in its jurisdiction including agriculture feeders. It is denied that the DISCOM is extending the 3-Ph supply for 8 hrs only.

Commission's View

- 3.18.3 The Commission has taken note of the suggestion of the stakeholder. The Commission take into consideration all the parameters while determination of sales, revenue and tariff for the consumers.

3.19 TOD TARIFF

Stakeholder's Submissions

- 3.19.1 The stakeholder stated that for Time-of-Day tariff, TGDISCOMS have proposed to continue the existing ToD framework, which provides 1 Rs energy charge penalty during peak hours and rebate of 1 Rs. during non-peak hours. There is a need to revise this approach, based on a study of the daily and seasonal load and supply patterns to expand the scope and base of ToD.

TGDISCOMs Replies

- 3.19.2 The Discoms will take up the change in the TOD timings in the ensuing filings to balance the demand and supply.

Commission's View

- 3.19.3 The Commission has taken note of the suggestion/objection of the stakeholder and replies submitted by TGDISCOMs. The Commission is of the view that

consumers should be incentivised for consuming power during off-peak hours. Hence, the Commission approves the rebate of Rs. 1.50/unit during off-peak hours with respect to normal tariff.

3.20 DEMAND SIDE MANAGEMENT (DSM)

Stakeholder's Submission

- 3.20.1 According to Demand Side Management Regulation of 2020 (Regulation 1 of 2020), Distribution Licensees shall submit a DSM plan to the Commission six months before the MYT Control Period and implement the same. DSM interventions are expected to bring down overall electricity consumption. The stakeholder would like to know whether TGDISCOMs have submitted DSM plans for MYT Control Period under examination and whether the Commission has taken into account the same while estimating power procurement requirement during FY 2024-25.

TGDISCOMs Replies

- 3.20.2 TGDISCOMs are planning to implement DSM plans by installing smart meters at consumer, DT and feeder level subject to approval of RDSS Scheme by MoP, Gol.

Commission's View

- 3.20.3 The Commission has taken note of suggestion and replies of TGDiscoms respectively. The Commission directs TGDiscoms to expedite the initiative towards Demand Side Management (DSM) and submit the report/proposal before the Commission.

3.21 CATEGORISATION OF TELECOM INDUSTRY

Stakeholders' Submissions

- 3.21.1 The stakeholder stated that at present, the telecommunications industry is being charged with commercial rates, resulting in undue financial burden on this sector. The stakeholder submitted that progressive States like Maharashtra and Himachal Pradesh, already offer electricity under industrial tariff to telecom industry. The stakeholder requested the Commission to take a considered view and categorise the Telecom Industry under Industrial category, rather than under the commercial category. The stakeholder also submitted that increasing the tariff from INR 70/kW

to INR 150/kW, as proposed, will pose a challenge to the industry, especially with the rapid increase in network. Any hike in fixed and variable charges will adversely impact the operational costs for this essential service. The stakeholder requested the Commission to reduce the fixed and variable charges, or at least, maintain at the current rate.

TGDISCOMs Replies

- 3.21.2 In the current tariff structure, only 30% of the fixed cost is being recovered through fixed charges. The fixed charges constitute the fixed revenue of DISCOMs and are not reflective of the fixed costs incurred by them. Hence, the DISCOMs have requested the Commission to approve the proposed tariffs. Full recovery of cost incurred by DISCOMs will enable delivery of quality, reliable and uninterrupted power supply to its consumers.

Commission's View

- 3.1.1 The Commission has taken note of the suggestion and replies of stakeholder and TGDiscoms and duly considered the same, while determining the category-wise tariff.

3.22 REVENUE GAP

Stakeholders' Submissions

- 3.22.1 TGDISCOMs' request to the Commission to communicate to the State Government to fund the proposed Revenue Gap for FY 2024-25, highlights an evasive approach. Instead of getting a commitment from the State Government for providing required subsidy to bridge the revenue gap as may be approved by the Commission for 2024-25, as a part and parcel of the formal approval from the State Government, the DISCOMs are requesting the Commission to request the State Government to provide required subsidy, which is nothing but shirking their responsibility of submitting their proposals for bridging the projected revenue gap. The quantum of Subsidy to be provided and the categories to which the subsidy is to be provided is the responsibility and within the purview and discretion of the State Government.
- 3.22.2 Both TGDISCOMs have reported an estimated revenue gap of ₹13,373 crore for FY 2023-24 (SPDCL: ₹10,060 crore, NPDCL: ₹3,313 crore) without collecting the

FSA amounts allowed by the Commission. Despite this, they have not submitted true-up petitions for the gap. Given that the State Government and its DISCOMs do not consider it urgent to file true-up petitions for the significant revenue gap from the previous financial year, the rush to issue new Tariff Orders for just five months of 2024-25, aiming for an additional revenue of ₹1,221 crore for the whole year, seems unwarranted. This urgency undermines the regulatory process and turns it into a mere formality.

TGDISCOMs Replies

- 3.22.3 Based on the proposals in the filings of ARR of RSB by TGDISCOMs, the Commission will determine the revenue gap. Until the finalization of the revenue gap, the Discom cannot correspond with the State Government seeking commitment of the subsidy. However, it is a general practice to address a letter to the State Government by the Commission seeking commitment of the subsidy by the GoTG or otherwise.
- 3.22.4 The DISCOMs have proposed normal hike in the tariffs and not overburdened the consumers. To enable the DISCOMs to purchase power in order to provide reliable and quality supply, it is expected to obtain subsidy commitment from GoTG only after determination of revenue gap by the Commission and the State Government may consider approving the subsidy commitment as per the regulatory process.

Commission's View

- 3.1.2 The Commission has taken note of suggestion and replies of TGDiscoms. Based on the revenue gap determined by the Commission, the State Government was asked to convey the quantum of Subsidy to be provided and the categories to which the subsidy is to be provided, in accordance with the established regulatory practice. Based on the subsidy commitment by the State Government, the Commission has approved category wise Retail Supply Tariff.

3.23 TRANSMISSION LINES

Stakeholders' Submissions

- 3.23.1 The State Government has authorized Transco/Discom to conduct Statutory Inspections for their new lines. Earlier, the Electrical Inspectorate was inspecting HT consumer installations and Generating Stations. The duty of statutory

inspections should be entrusted to an independent agency accredited by the Government or CEA or any other competent authority. Entities like Institution of Engineers or Engineering Staff College of India, Hyderabad (ESCI) may be considered by the State Government. Normally, Discoms conduct pre-monsoon inspections as an annual feature, which mainly covers tree clearance, replacement of flashed / damaged insulators, rectifications of loose contacts at joints at cut-points, etc., to avoid/ reduce interruptions of supply during ensuring monsoon season. However, re-stringing of loose spans which are likely to endanger humans animals life, is not attended to during these inspections.

TGDISCOMs Replies

- 3.23.2 The DISCOMs are regularly conducting pre-monsoon inspections and it is a regular practice in the TGDISCOMs every year. In consonance with the pre-monsoon inspection, the defective equipment are being replaced immediately along with tree trimming under the electrical lines and Licensees have taken up rectification of earthings, AB Switches, HG fuse sets, replacement of LT cable and fuse carriers for transformers, load balancing of transformers ,rectification of oil leakages in transformers, erection of inter-poles, replacement of damaged and rusted poles, rectification of stays, replacement of spans of conductor and re stringing of spans of loose lines.

Commission's View

- 3.23.3 The Commission has taken note of the suggestion and replies of TGDiscoms. The issue raised is not pertain to MYT ARR and Tariff Petitions filed by the TGDiscoms.

3.24 GRID SUPPORT CHARGES AND STAND BY CHARGES

Stakeholders' Submissions

- 3.24.1 ITC's plant does not impose intermittent loads or inject harmonics beyond permissible limits, ensuring minimal grid support use except for startup or open-access power imports.
- 3.24.2 DISCOMs have proposed introduction of Grid Support Charges (GSC) for all captive- renewable consumers, and this charge is calculated based on apportionment of R&M of network, which is reasonable, with the charge of Rs.19.37/kW/Month amounting to less than 5% of the FC for HT consumers and

15% for LT. Many States have been implementing a similar charge for captive. DISCOMs should indicate the revenue expected from GSC. The stakeholder requested the Commission to consider a lower GSC for RE captive plants.

- 3.24.3 DISCOMs have proposed Standby Charges for GEOA consumers, as temporary tariff or market price, whichever is higher. The stakeholder requested the Commission to explore other more cost-reflective methods of implementing Standby Charge followed by States like Punjab and Maharashtra, wherein GEOA consumers pay a commitment charge if they plan to depend on DISCOM, in addition to a high energy charge for use.

TGDISCOMs Replies

- 3.24.4 The Commission has determined the GSC as per the technical committee report of the Grid Coordination Committee duly considering the objections of the members of the committee towards the end of FY 2023-24 and directed the Licensees to file the proposals afresh for FY 2024-25. Therefore, based on the directions of the Commission, the DISCOMs have proposed the Grid Support Charges. The licensee has adopted the methodology approved in the above Order for computation of Grid Support Charges for FY 2024-25.

Commission's View

- 3.24.5 The Commission has determined the Grid Support Charges and Stand by Charges duly considering the Petitioner's submissions and views of the stakeholders.

3.25 BILLING ISSUE

Stakeholders' Submissions

- 3.25.1 CC Bills of LT services are being issued under HT category, whenever the connected load exceeds contracted load. There on, further CC bills are also being issued under HT category, though the connected load is less than the Contracted Load. To get appropriate bill under LT again, the consumer has to run from ADE to DE to SE/Oprn., along with Divl. Eng./MRT. and there on to Corporate Office, Hyderabad, touching more than 45 employees. Number of cases are being filed before CGRF and also at various legal platforms.

- 3.25.2 Agricultural connections are billed wrongly under the tariff applicable to Corporate Farmers from the date of supply and further, the request for extension of free tariff supply is not considered so far by TGSPDCL.
- 3.25.3 At the time of setting up new industry (cotton ginning and pressing factory) at Village Mulkalla, Mancherial Division, the power requirement was 800 kVA. This load was sanctioned to the industry at 33 kV level in the month of November, 2009. Accordingly, the power bills were eligible and required to be billed with 33 kV tariff in accordance with the Tariff Order for 2010-11 and onwards. However, the electricity bills were incorrectly issued with 11 kV tariff instead of 33 kV tariff.

TGDISCOMs Replies

- 3.25.4 DISCOM is issuing the CC bills based on number of days, which is justified for capturing the actual consumption by the consumer for the said period. It is improper to issue the bills by considering hourly basis as it is very difficult to the meter readers to maintain the timelines, which results in error in computation of the consumption duly considering decimals. Example: Recorded consumption for 30 days 6 hrs = 200.4 units (or) Recorded consumption = 200.6 units
- 3.25.5 For HT consumers, it is a regular practice to inspect the consumer premises by the DPE wing of TGSPDCL for assessing the connected load of the Consumer. If the connected load of the consumer is found to be more than the maximum connected load of LT category, then the service connection will be billed under the respective HT category, else it is billed under respective LT category.
- 3.25.6 In compliance to the High Court of Telangana Order against WP.No. 41056 of 2014, the speaking orders were issued to M/s. Sai Venkata Agro Industries Pvt Ltd, Sc. No MCL-035 Mulkalla(V), Mancherial district, vide Lr.No.SE/OP/MNCL/SAO/JAO(HT)/SA/D.No.311.

Commission's View

- 3.25.7 The issue pertains to billing of individual consumer and CGRF is the appropriate forum to address the same.

3.26 RPPO

Stakeholders' Submissions

3.26.1 DISCOMs have stated their commitment to procure additional RE power to meet the RPO requirements, as per the Central Electricity Authority's (CEA) Resource Adequacy study. However, this study should not be the sole basis for additional RE procurement, given the projected surplus power during the 5th Control Period. The Government of Telangana, its DISCOMs, and TGERC should be cautious in making decisions about RE procurement. DISCOMs must accurately report their performance in meeting RPOs during the 4th Control Period. Issues with intermittent RE generation, long-term PPAs, and challenges in grid integration indicate that projecting future RE availability based on past performance may not be reliable. Unnecessary RE procurement can lead to technical and financial imbalances in the power mix.

TGDISCOMs Replies

3.26.2 TGDISCOMs have not submitted any reply to the suggestion/objection of the stakeholder.

Commission's View

3.26.3 The Commission has taken the note of the suggestion/objection of the stakeholder.

3.27 STATUS OF IMPLEMENTATION OF DIRECTIVES ISSUED BY THE COMMISSION

Stakeholders' Submissions

Electrical Accidents

3.27.1 The Commission may issue Directions to the Discoms to appoint Safety Officer for each Discom if not for each Operation Circle, apart from improvement of Distribution Infrastructure already directed and to make out an effective action plan to reduce/avoid Electrical Accidents.

Pre-paid metering

3.27.2 Discoms may be directed to inform the latest position and whether all installed meters are operational and automatic disconnection is being done through meters for non-payment by due date. If they are not operational, the Commission should ensure that the cost of such wasteful investment is not loaded in to the consumer tariffs in ARR/ Tariff filings.

TGDISCOMs Replies

3.27.3 As regards the electrical accidents that occurred in TGSPDCL during FY 2023-24, it is to be noted that out of 288 fatal accidents occurred, 276 accidents are due to the consumer faults and incautiousness of general public. Only 12 accidents occurred due to departmental staff even after the utmost care taken by the staff of TGSPDCL and 5 are due to the contract labor of TGSPDCL. Hence, most of the accidents occurred due to the inattentiveness of consumers by not following the safety measures, even after so many awareness programmes and advertisements conducted by TGSPDCL. As per the directions of the Commission, the DISCOMs are paying the ex-gratia to the victims, however, the Commission has disallowed such expenses in the DISCOM filings.

3.27.4 The TGDISCOMs are taking all safety measures to prevent electrical accidents. The major electrical accidents are because of consumers faults. Appointment of safety officer will financially burden the DISCOMs. The DISCOMs are conducting public awareness programmes on electrical safety measures. As per the Directions issued in RST order for FY 2023-24, TGDISCOMs are conducting awareness programmes among the consumers regarding safety standards, use of electricity TO AVOID ELECTRICAL ACCIDENTS by conducting seminars, workshops and awareness Programmes to minimize electrical accidents, as under:

- (1) Exhibited electricity safety slogans
- (2) Conducted workshops and seminars
- (3) Displayed of banners and hoardings in the public places and substations.
- (4) Wide publicity given to all the consumers by Tom-Tomming announcements on the safety aspects in auto every month along with the Revenue collection.

3.27.5 The compliance report for the Fourth quarter of F.Y. 2023-24 is as follows:

a) As per the Gazette notification by the Central Electricity Authority (CEA), Ministry of Power Dt.17.08.202, it is mandatory that all the existing meters (Other than Agriculture Consumers) are to be replaced with Prepaid Smart Meters as per the following timelines.

- All electrical divisions having more than 50% consumers in urban areas with

- AT&C losses more than 15% in FY2019- 20, other electrical divisions with AT&C losses more than 25% in FY 2019-20, all Govt. Offices at Block level and above, and all industrial and commercial consumers will be metered with Smart meters working in pre-payment mode by December'2023.
- All other areas will be metered with Smart meters working in pre-payment mode by March'2025.
- b) The Govt. of India launched the Revamped Distribution Sector Scheme (RDSS) on 29-07-2021, with an objective to reduce the AT&C losses to 12-15% (PAN India) and ACS-ARR gap to Zero. The Scheme consists of two components – Metering and Distribution Infrastructure Works.
- c) Accordingly, a draft DPR for Smart Prepaid Metering for all existing consumers (excluding Agriculture Consumers) and System Metering under RDSS has been prepared for an amount of Rs.9308.37 crore, which is to be approved by Distribution Reforms Committee (DRC) and also by the Telangana State Cabinet in order to obtain final approval from MoP.
- d) As per RDSS Guidelines, the Gol grant is Rs.900/- per meter under metering Plan. If Prepaid Smart Metering is to taken up under RDS Scheme, the approximate grant is Rs.729 crore, for the existing 81,00,000 nos. consumers (other than Agl. Consumers) in TGSPDCL. As per proposal of TGSPDCL in the DPR, grant of Rs.799 crore will be disbursed by Gol to the DISCOM by MoP. If TGSPDCL does not participate in RDS Scheme, the above amount i.e., Rs.900/- per meter is to be borne by the DISCOM funds and the approximate financial commitment is Rs.729 Cr.
- e) As per the instructions of the Hon'ble Chief Minister of Telangana, a letter Dt.12.12.2023 was addressed to the Special Chief Secretary (Energy), Govt. of Telangana requesting to address a letter to the Ministry of Power, Gol regarding concurrence of GoTG for participation of TGDISCOMs in RDSS and accord approval for participation with revised DPR, as the scheme has been started in other States two years ago.
- f) The implementation of Smart Prepayment Meters will be taken up after approval by Ministry of Power, Gol for participation of TGDISCOMs in RDSS with revised DPR.

Commission's View

3.27.6 The Commission has taken the note of suggestion/objection of the stakeholder and replies submitted by TGDISCOMs. **The Commission directs TGDISCOMs to ensure the compliance of the directives of the Commission.**

3.28 EV CHARGING

Stakeholders' Submissions

3.28.1 As per TERC guidelines, Low-Tension connection is allowed up to 54 kW. However, the revised guidelines issued by the Ministry of Power increase the LT connection limit to 150 kW for EV charging stations.

3.28.2 The revised guidelines specify new timelines for allocation of electricity power connections for charging stations. The timelines for metro, municipal and rural areas were retained (03, 07 and 15 days respectively). The timeline extends to thirty days for regions with hilly terrain. For extensions or new substations, electricity must be supplied within 90 days.

3.28.3 The stakeholder sought the Commission's support in implementation of the following provisions and necessary instructions to the DISCOMs:

- **Single-Part Tariff:** The tariff for EV charging stations will be a single-part rate, capped at the Average Cost of Supply (ACOS) until March 31, 2028.
- **Time-Based Charges:** During solar hours (9:00 AM to 4:00 PM), the charge will be 0.7 times the ACOS. For non-solar hours, the charge will be 1.3 times the ACOS.
- **Separate Metering:** Each EV charging station must have dedicated metering to accurately track consumption and apply the correct tariff.
- **Sub-Metering Option:** Distribution Licensees may offer sub-metering for EV charges connected to existing high tension (HT) connections.

TGDISCOMs Replies

3.28.4 TGDISCOM will take steps as per the directions of the Commission/competent authority.

Commission's View

3.28.5 The Commission has taken note of the suggestion/objection of the stakeholder and replies submitted by TGDISCOMs.

3.29 SOLAR ENERGY BILLING RULES

Stakeholders' Submissions

- 3.29.1 In the billing system for industries having solar installation, for the months for which the industry has not worked/operated, the billing for units consumed is billed twice (firstly deducted from units exported from solar generation and secondly as monthly minimum). For the month, when the Industrial unit is not in production for any reason, the main consumption is less than the monthly minimum, and hence, the monthly minimum is subtracted from the units generated by solar and exported to the Grid and balance carried forward, and then the monthly minimum is billed.

TGDISCOMs Replies

- 3.29.2 Regulation No.06 of 2016 issued by the Commission on 16.11.2016 specifies under clause No.10.2 as under:
- 3.29.3 “(d) that “The net quantum of electricity units carried over to the next Billing period; and provided that if the quantum of electricity exported exceeds the quantum imported during the Billing Period, the excess quantum shall be carried forward to the next Billing Period as credited Units of electricity and the eligible consumer shall get a monthly minimum bill;
- 3.29.4 Provided further that if the quantum of electricity Units imported by the Eligible Consumer during any Billing Period exceeds the quantum exported, the Distribution Licensee shall raise its invoice for the net electricity consumption after adjusting the credited Units of electricity.”
- 3.29.5 As per the above Regulation, the excess export units over and above the import units during September’2024 was carried forward to October’2024 and monthly minimum bill was issued to the consumer. Hence, the bill issued to HT SC No.ADB-185 during September’2024 is genuine and in accordance with the above Regulation.

Commission's View

- 3.29.6 The Commission has taken note of the suggestion/objection of the stakeholder and replies submitted by TGDISCOMs. This issue pertains to individual billing issue in connection to the provisions of the relevant Net Metering Regulations, and has to be raised before the CGRF, which is the appropriate forum for the same.

3.30 GRIEVANCES

Stakeholders' Submissions

3.30.1 The stakeholder stated that during September, 2007, Internal Audit levied a shortfall of nearly Rs.35,000.00 on the plea of defective capacitors, against more than 20 LT services, in ERO Nalgonda. Aggrieved, the consumers approached Hon'ble High Court, Hyderabad and got interim directions in Feb. 2008, and final orders in November, 2010, directing the impugned notice of shortfall to be set aside. Based on these orders, the consumers are paying their CC bills regularly, leaving levied shortfall and accrued surcharge there on. However, the department did not implement the Hon'ble High Court orders in right spirit, but displaying on the CC bills, the arrears with surcharge, accumulated month after month, now it has reached Rs. 1,70,000.00, for each service. The stakeholder requested the Commission to direct TGDISCOMs to withdraw/ finalise these cases, in light of the judgment, and relieve the consumers' burden of 17 years.

TGDISCOMs Replies

3.30.2 The TGDISCOM will take steps as per the directions of Hon'ble High Court.

Commission's View

3.30.3 The Commission has taken the note of suggestion/objection of the stakeholder and replies submitted by TGDISCOMs. This issue pertains to individual billing issue in connection to the Judgment of the Hon'ble High Court, and has to be raised before the CGRF, which is the appropriate forum for the same. The Commission has taken

3.31 OPERATIONAL ISSUES

Stakeholders' Submissions

3.31.1 The operational issues like damaged old poles, loose lines, improper maintenance of electrical infrastructure, frequent fluctuations in voltage levels, passing over of lines just over the houses, metering errors are persistent in the supply area of TGDISCOMs. Accidents due to improper fencing of DTRs are regularly seen in some of the areas. No proper actions are being taken on the requests made by the consumers.

TGDISCOMs Replies

3.31.2 Due care will be taken to resolve the operational issues in the timely manner.

Commission's View

3.31.3 The Commission has taken note of the submissions of stakeholders and replies provided by the Petitioner. The Commission directs TGDIs to comply with Standard of Performance (SoP) Regulation. As per Clause 29 of Regulation 2 of 2023, the RoE upto 2% is based on meeting the overall performance standard as specified in Clause 1.11 of Schedule III of TGERC Regulation, 2016. For implementation of SOP, the consumers can approach Consumer Grievance Redressal Forum (CGRF) for redressal of their grievances. In case the consumers are aggrieved by the orders passed by CGRF, they may prefer an Appeal before the Vidyut Ombudsmen. The Commission informed during the Public Hearing that the Commission has recently appointed Deputy Director (Consumer Assistance) to look after the consumer grievances.

3.32 OTHERS

Stakeholders' Submissions

3.32.1 As per the terms and conditions of the Tariff Order for FY 2023-24, the tariff for the aforesaid facilities like Sewage Treatment Plant (STP), Water softener plant, Borewells, Lighting for Park areas, Open Spaces, streetlights, Gym, Swimming Pool, and Clubhouse and any other facilities provided other than commercial activities, provided within the common areas of residential Villas/ houses gated Community was not specifically mentioned. Therefore, TGSPDCL has categorised the service connections provided for the common areas of all the gated communities as per the Domestic LT-II(B) category, which is inaccurate and arbitrary. In fact, as per Chapter 10.12 Category-wise Specific Conditions of LT Tariff for LT-I: Domestic of Tariff Order dated 24.03.2023 issued by the then TGERC for FY 2023-24, which is reproduced herein below for your easy reference:

"10.12.2 For common services like water supply, common lights in corridors and supply for lifts in multi-storied buildings, consumers shall be billed electricity charges as follows:

i) At LT-I(B)(ii) if the plinth area occupied by the domestic consumers is 50% or more of the total plinth area.

ii) At LT-II(B), if the plinth area occupied by the domestic consumers is less than 50% of the total plinth area.

3.32.2 The Commission may please take a view whether to introduce Franchisee system for some vulnerable LT Distributions u/s 14 (7th proviso) for taking up maintenance functions on a pilot basis after completion of the rectifications under the proposed Special Drive or otherwise. Franchisee system was followed for some Distribution Licensees in Maharashtra a few years ago.

3.32.3 Section 166 (5) provides for constitution of District Level Committees by State Government to review / coordinate certain aspects concerning electricity supply. The Commission may advise the State Government to constitute the same for all districts including new districts and to coordinate with Discoms on the initiatives being taken to reduce/avoid Electrical Accidents, apart from the functions entrusted to the Committees u/s 166 (5) of the Electricity Act. Further, the Commission may please examine whether there is a need for Mandal Level / Village Level Committees and advise the State government suitably u/s 86 (2)(iii) of the Act.

TGDISCOMs Replies

3.32.4 As per the Tariff Order for FY 2023-24, the tariff under Domestic category is applicable for supply of electricity for lights, fans and domestic premises, whereas the consumer is using the power supply for the purpose of Sewage Treatment Plant, Water Softener Plant, Borewells, Lighting for Park areas, Open spaces, play areas, streetlights, clubhouse including gym, guest rooms, halls existing in the community, which are the loads falling under Non-Domestic activity being used in the community. Hence, the back billing case is booked for conversion of Category from Domestic to Non-Domestic activity in the community. Initiation of Village/District level franchisee in TGSDISCOMs will lead to financial burden of TGDISCOMs.

3.32.5 Further, as per the directions of the Commission, TGDISCOMs are conducting Inspection/ Rectification of Lines and taking measures to improve poor distribution network and also submitting the reports on planning of Programmes and their Progress of rectification of Poor Distribution Infrastructure to the Commission.

Commission's View

3.32.6 The Commission has taken the note of suggestion/objection of the stakeholder and replies submitted by TGDISCOMs. The issues raised do not pertain to the present MYT ARR and Tariff Petition filed by TGDIscoms.



CHAPTER-4 ANALYSIS AND CONCLUSIONS ON ARR OF MYT FOR FY 2024-25 TO FY 2028-29

4.1 SALES PROJECTIONS FOR FY 2024-25 TO FY 2028-29

TGDISCOMs' Submissions

- 4.1.1 The TGDISCOMs adopted trend method for forecasting the sales in various categories. The sales forecast for LT-V (Agriculture) has been considered based on growth rate over FY 2022-23 as there was an abnormal increase in FY 2023-24 sales due to bad monsoon. For few categories where historical Compounded Annual Growth Rate (CAGR) is erratic, manual growth rate has been applied to estimate the sales. TGDiscoms further submitted that the sales approved in Resource plan for FY 2024-25 (53,270 MUs) had already exceeded in FY 2023-24 (53,379 MUs). Thus, TGDiscoms has projected category wise sales primarily based on analysis of historical data for FY 2018-19 to FY 2023-24.
- 4.1.2 The following inputs have been taken to arrive at sales projections from FY 2024-25 to FY 2028-29:
- Actual Sales till FY 2023-24;
 - Category wise CAGR trend during last 5 years, 4 years, 3 years, 2 years, 1 year have been considered and the same has been applied over FY 2023-24 actual sales for projecting sales for current year FY 2024-25;
 - Energy sales for FY 2025-26 have been arrived by applying category wise CAGR over projected sales for FY 2024-25 and so on.
- 4.1.3 TGDiscoms have projected the consumer category-wise sales for FY 2024-25 to FY 2028-29 as tabulated below:

Table 4-1: Category wise sales projected by TGSPDCL for FY 2024-25 to FY 2028-29 (MUs)

Category	FY 2024-25	FY 2025-26	FY 2026-27	FY 2027-28	FY 2028-29
LT Category	29,903	31,425	33,293	35,468	37,751
LT-I: Domestic	11,474	12,124	12,894	13,754	14,674
LT-II: Non-Domestic/ Commercial	4,148	4,560	5,295	6,169	7,089
LT-III- Industry	1,036	1,079	1,124	1,177	1,233
LT-IV: Cottage Industries	10	10	10	10	10
LT-V: Agricultural	12,467	12,825	13,053	13,336	13,592
LT-VI: Street Lighting & PWS Schemes	507	511	518	530	544
LT-VII: General Purpose	99	104	122	139	153

Category	FY 2024-25	FY 2025-26	FY 2026-27	FY 2027-28	FY 2028-29
LT-VIII: Temporary Supply	161	209	275	350	453
LT-IX: EV Charging Stations	3	3	3	3	4
HT Category	25,456	28,577	33,725	39,096	45,121
HT Category at 11 kV	7,904	8,471	9,490	10,585	11,711
HT-I(A): Industry (General)	4,636	4,871	5,223	5,559	5,892
HT-I(A): HMWSSB	51	54	63	70	78
HT-I(B): Ferro Alloy Units	0	0	0	0	0
HT-II(A): Others	2,551	2,779	3,297	3,885	4,487
HT-II(B): Wholly Religious places	0	0	0	0	0
HT-III: Airports, Bus Stns& Rly Stns.	5	5	6	6	7
HT-IV(A): Lift Irrigation & Agriculture	18	18	19	19	19
HT-IV(B): CPWS	149	163	175	186	198
HT-VI: Townships & Res. Colonies	257	300	357	426	504
HT-VII: Temporary Supply	223	266	334	415	506
HT-IX: EV Charging Stations	13	15	16	18	19
HT Category at 33 kV	9,224	10,288	12,202	14,291	16,512
HT-I(A): Industry (General)	6,799	7,496	8,724	9,942	11,215
HT-I(A): HMWSSB	75	83	101	114	131
HT-I(B): Ferro Alloy Units	-	-	-	-	-
HT-II(A): Others	1,830	2,125	2,713	3,487	4,318
HT-II(B): Wholly Religious places	4	4	4	4	4
HT-III: Airports, Bus Stns& Railway Stns.	-	-	-	-	-
HT-IV(A): Lift Irrigation & Agriculture	43	52	67	90	126
HT-IV(B): CPWS	260	286	310	330	349
HT-V(A): Railway Traction	10	10	11	11	12
HT-VI: Townships & Res. Colonies	161	187	219	257	297
HT-VII Temporary Supply	43	45	54	56	60
HT-IX: EV Charging Stations	-	-	-	-	-
HT Category at 132 kV	8,328	9,818	12,033	14,220	16,898
HT-I(A): Industry (General)	4,308	5,376	6,974	8,511	10,361
HT-I(A): HMWSSB	1,343	1,403	1,580	1,703	1,849
HT-I(B): Ferro Alloy Units	156	159	163	166	169
HT-II(A): Others	129	155	206	285	411
HT-II(B): Wholly Religious places	-	-	-	-	-
HT-III: Airports, Bus Stns & Railway Stns.	88	89	99	115	130
HT-IV(A): Lift Irrigation & Agriculture	1,206	1,230	1,255	1,280	1,305
HT-IV(B): CPWS	288	308	333	356	379
HT-V(A): Railway Traction	676	824	1,103	1,432	1,862
HT-V(B): HMR Traction	134	273	320	373	433
HT-VI: Townships& Res. Colonies	-	-	-	-	-
HT-VII Temporary Supply	-	-	-	-	-
HT-IX: EV Charging Stations	-	-	-	-	-
Total (LT+HT)	55,359	60,003	67,018	74,564	82,872

Table 4-2: Category wise sales projected by TGNPDCL for FY 2024-25 to FY 2028-29 (MUs)

Category	FY 2024-25	FY 2025-26	FY 2026-27	FY 2027-28	FY 2028-29
LT Category	14,311	14,812	15,247	15,841	16,415
LT-I: Domestic	4,284	4,449	4,599	4,762	4,958
LT-II: Non-Domestic/Commercial	1,023	1,087	1,205	1,327	1,442
LT-III- Industry	244	248	253	258	264
LT-IV: Cottage Industries	9	9	9	9	9
LT-V: Agricultural	8,281	8,531	8,662	8,934	9,164
LT-VI: Street Lighting & PWS Schemes	380	397	414	429	446
LT-VII: General Purpose	65	66	79	94	103
LT-VIII: Temporary Supply	15	16	16	17	18
LT-IX: EV Charging Stations	9	10	10	11	11
HT Category	6,225	6,594	7,065	7,526	8,003
HT Category at 11 kV	2,778	3,001	3,269	3,553	3,834
HT-I(A): Industry (General)	1,181	1,298	1,440	1,574	1,721
HT-II(A): Others	218	239	286	334	376
HT-II(B): Wholly Religious places	0.3	0.3	0.3	0.3	0.3
HT-III: Airports, Bus Stns& Rly Stns.	9	9	9	10	10
HT-IV(A): Lift Irrigation & Agriculture	26	26	27	27	28
HT-IV(B): CPWS	156	170	177	185	192
HT-VI: Townships & Res. Colonies	9	9	9	9	10
HT-VII: Temporary Supply	17	17	18	18	18
HT-VIII: RESCO	1,163	1,233	1,302	1,395	1,480
HT Category at 33 kV	733	783	818	853	909
HT-I(A): Industry (General)	199	209	213	218	235
HT-I(B): Ferro Alloy Units	0	0	0	0	0
HT-II(A): Others	18	19	22	25	34
HT-IV(A): Lift Irrigation & Agriculture	33	33	33	37	43
HT-IV(B): CPWS	360	398	424	447	469
HT-VI: Townships & Res. Colonies	32	33	33	34	36
HT-VII: Temporary Supply	7	7	7	8	9
HT-IX: EV Charging Stations	85	85	85	85	85
HT Category at 132 kV	2,714	2,810	2,978	3,121	3,260
HT-I(A): Industry (General)	659	672	686	699	711
HT-II(A): Others	6	6	6	7	7
HT-IV(A): Lift Irrigation & Agriculture	1,292	1,318	1,344	1,371	1,398
HT-IV(B): CPWS	29	30	32	33	34
HT-V(A): Railway Traction	661	715	840	939	1,037
HT-VI: Townships & Res. Colonies	67	68	69	71	72
HT-VII Temporary Supply	1	1	1	1	1
Total (LT+HT)	20,536	21,406	22,312	23,368	24,419

Commission's View

4.1.4 The Commission has considered the actual category-wise sales (excluding LT-V: Agriculture) for first half (H1: April'24 to Sep'24) of FY 2024-25. The Commission has analyzed the sales growth of H2 of previous years and compared with the second half actual sales of precedent financial years and computed the 5-Year, 4-

Year, 3-Year, 2-year and 1-year CAGR. The Commission after due diligence has considered the 4-Year CAGR and applied the same on the actual sales of H2 of FY 2023-24 to compute the sales of H2 of FY 2024-25. For the consumers categories wherein CAGR is on negative side, the Commission has considered the sales as per Petitioners' submission. The total sales of FY 2024-25 is estimated by summarizing the actual sales of H1 of FY 2024-25 and computed sales of H2 for FY 2024-25.

4.1.5 For LT-V category (Agriculture), the approach adopted by the Commission is as under:

- a) The Commission has analysed the details of number of service connections, connected load and consumption for the period from FY 2019-20 to FY 2023-24;
- b) Based on the same, the Commission found that the specific consumption of agricultural services i.e., kWh/HP/annum is significantly varying between TGSPDCL and TGNPDCL;
- c) The Commission has considered the actual Contracted Demand for FY 2023-24 and escalated the same by 5% to derive Contracted Demand for FY 2024-25. The operational period of 180 days for both discoms, 12 hours per day for TGSPDCL and 9 hours per day for TGNPDCL respectively have been considered to project the sales of LT-V: Agriculture category for FY 2024-25.

4.1.6 For HT-VIII RESCO (TGNPDCL) sales for FY 2024-25, the Commission has considered the sales of CESS approved by the Commission for FY 2024-25 in the CESS Order and grossed with the approved distribution loss for FY 2024-25 at 11kV level.

4.1.7 The category-wise growth rate adopted in approving the category wise sales for FY 2025-26 to FY 2028-29 is tabulated below:

Table 4-3: Category-wise growth rate for sales approved by the Commission for TGSPDCL for FY 2024-25 to FY 2028-29 (%)

Category/Sales Growth	Adopted Growth rate for FY2024-25	Basis of Growth for FY2024-25	Adopted Growth rate for FY2025-26 to FY2028-29	Basis of Growth FY2025-26 to FY2028-29
LT Category				
LT-I: Domestic	6.40%	4 Year CAGR	5.97%	5 Year CAGR
LT-II: Non-Domestic/ Commercial	10.69%	4 Year CAGR	6.62%	5 Year CAGR
LT-III- Industry	5.08%	4 Year CAGR	3.81%	4 Year CAGR
LT-IV: Cottage	2.66%	4 Year CAGR	0.15%	5 Year CAGR

Category/Sales Growth	Adopted Growth rate for FY2024-25	Basis of Growth for FY2024-25	Adopted Growth rate for FY2025-26 to FY2028-29	Basis of Growth FY2025-26 to FY2028-29
Industries				
LT-V: Agricultural	Refer: Para: 4.1.5		2.00%	Nominal growth
LT-VI: Street Lighting & PWS Schemes	1.42%	4 Year CAGR	0.31%	5 Year CAGR
LT-VII: General Purpose	7.62%	4 Year CAGR	4.55%	5 Year CAGR
LT-VIII: Temporary Supply	27.62%	4 Year CAGR	10.00%	Nominal growth
LT-IX: EV	10.00%	-	10.00%	Nominal growth
HT Category				
HT Category at 11 kV				
HT-I: Industry	4.41%	4 Year CAGR	7.88%	5 Year CAGR
HT-I(B): Ferro Alloy Units	-	-	2%	Nominal growth
HT-II(A): Others (Commercial)	7.36%	4 Year CAGR	6.47%	5 Year CAGR
HT-II(B): Wholly Religious places	-	-	2%	Nominal growth
HT-III: Airports, Bus Stations and Railway Stations	5.66%	4 Year CAGR	2.68%	4 Year CAGR
HT-IV(A): Lift Irrigation & Agl.	-	-	2%	Nominal growth
HT-IV(B): CPWS	7.76%	4 Year CAGR	15.11%	5 Year CAGR
HT-VI: Townships & Res. Col.	18.61%	4 Year CAGR	16.66%	5 Year CAGR
HT-VII Temporary Supply	19.29%	4 Year CAGR	20.45%	5 Year CAGR
HT-IX: EV	34.77%	4 Year CAGR	10%	Nominal growth
HT Category at 33 kV				
HT-I(A): Industry (General)	11.13%	4 Year CAGR	8.46%	4 Year CAGR
HT-I(B): Ferro Alloys	-	-	-	-
HT-II(A): Others (Commercial)	12.54%	4 Year CAGR	13.24%	5 Year CAGR
HT-II(B): Wholly Religious places	-	-	2%	Nominal growth
HT-IV(A): Lift Irrigation & Agl.	-	-	8.77%	5 Year CAGR
HT-IV(B): CPWS	22.94%	4 Year CAGR	5%	Nominal growth
HT-V(A): Railway Traction	12.81%	4 Year CAGR		
HT-VI: Townships & Res. Col.	18.31%	4 Year CAGR	16.94	5 Year CAGR
HT-VII Temporary Supply	-	-	6.14	5 Year CAGR
HT Category at 132 kV				
HT-I(A): Industry (General)	17.65%	4 Year CAGR	11.41%	5 Year CAGR
HT-I(B): Ferro Alloy Units	1.56%	4 Year CAGR	2%	Nominal
HT-II(A): Others (Commercial)	29.35%	4 Year CAGR	14.38%	5 Year CAGR
HT-II(B): Wholly Religious places	-	-	-	-

Category/Sales Growth	Adopted Growth rate for FY2024-25	Basis of Growth for FY2024-25	Adopted Growth rate for FY2025-26 to FY2028-29	Basis of Growth FY2025-26 to FY2028-29
HT-III: Airports, Bus Stns and Railway Stns	10.00%	-	3.77%	5 Year CAGR
HT-IV(A): Lift Irrigation &Agl.	-	-	2%	Nominal growth
HT-IV(B): CPWS	6.98%	4 Year CAGR	5.00%	Nominal growth
HT-V(A): Railway Traction	18.28%	4 Year CAGR	18.24%	5 Year CAGR
HT-V(B): HMR Traction	8.06%	4 Year CAGR	12.89%	5 Year CAGR

Table 4-4: Category-wise growth rate for sales approved by the Commission for TGNPDCL for FY 2024-25 to FY 2028-29 (%)

Category/Sales Growth	Adopted Growth rate for FY2024-25	Basis of Growth for FY2024-25	Adopted Growth rate for FY2025-26 to FY2028-29	Basis of Growth FY2025-26 to FY2028-29
LT Category				
LT-I: Domestic	3.65%	4 Year CAGR	5.00%	5 Year CAGR
LT-II: Non-Domestic/ Commercial	6.67%	4 Year CAGR	7.05%	5 Year CAGR
LT-III- Industry	-	-	1.37%	1Year CAGR
LT-IV: Cottage Industries	1.36%	4 Year CAGR	3.55%	5 Year CAGR
LT-V: Agricultural	Refer: Para 4.1.5	-	2.00%	Nominal growth
LT-VI: Street Lighting & PWS Schemes	4.48%	4 Year CAGR	3.42%	5 Year CAGR
LT-VII: General Purpose	2.47%	4 Year CAGR	3.22%	5 Year CAGR
LT-VIII: Temporary Supply	-	-	10%	Nominal growth
LT-IX: EV	10%	-	10%	Nominal growth
HT Category				
HT Category at 11 kV				
HT-I(A): Industry (General)	8.63%	4 Year CAGR	9.41%	5 Year CAGR
HT-I(B): Ferro Alloy Units	-	-	-	-
HT-II(A): Others (Commercial)	13.73%	4 Year CAGR	6.57%	5 Year CAGR
HT-II(B): Wholly Religious places	-	-	2%	Nominal growth
HT-III: Airports, Bus Stations and Railway Stations	3.71%	4 Year CAGR	2.22%	5 Year CAGR
HT-IV(A): Lift Irrigation &Agl.	0.77%	4 Year CAGR	2%	Nominal growth
HT-IV(B): CPWS	9.08%	4 Year CAGR	2%	Nominal growth
HT-VI: Townships & Res. Col.	1.49%	4 Year CAGR	2%	Nominal growth
HT-VII Temporary Supply	-	-	2%	Nominal growth
HT-VIII RESCO	8.40%	4 Year CAGR	2.37%	4 Year CAGR
HT Category at 33 kV				
HT-I(A): Industry	0.08%	4 Year CAGR	1.38%	3Year CAGR

Category/Sales Growth	Adopted Growth rate for FY2024-25	Basis of Growth for FY2024-25	Adopted Growth rate for FY2025-26 to FY2028-29	Basis of Growth FY2025-26 to FY2028-29
HT-I(B): Ferro Alloy Units	-	-	2%	Nominal growth
HT-II(A): Others (Commercial)	12.01%	4 Year CAGR	7.84%	4Year CAGR
HT-II(B): Wholly Religious places	-	-		
HT-IV(A): Lift Irrigation &Agl.	-	-	5%	Nominal growth
HT-IV(B): CPWS	13.07%	4 Year CAGR	0.88%	1 Year CAGR
HT-V(A): Railway Traction	-	-	-	-
HT-VI: Townships & Res. Col.	-	-	2%	2 Year CAGR
HT-VII Temporary Supply	-	-	2%	Nominal growth
HT-IX EV	-	-	10%	Nominal Growth
HT Category at 132 kV				
HT-I(A): Industry (General)	-	-	2%	Nominal growth
HT-I(B): Ferro Alloy Units	-	-		
HT-II(A): Others	5.36%	4 Year CAGR	2.92%	5 Year CAGR
HT-III: Airports, Bus Stns and Railway Stns	-	-	-	-
HT-IV(A): Lift Irrigation & Agl.	-	-	2%	Nominal growth
HT-IV(B): CPWS	6.02%	4 Year CAGR	2.82%	1 Year CAGR
HT-V(A): Railway Traction	8.67%	4 Year CAGR	7.69%	5 Year CAGR
HT-V(B): HMR Traction	-	-	-	-
HT-VI: Townships & Res. Col.	-	-	2%	Nominal growth
HT-VII Temporary Supply	-	-	2%	Nominal growth

4.1.8 Accordingly, the consumer category-wise projections approved by the Commission for FY 2024-25 to FY 2028-29 is as shown in the Table below:

Table 4-5: Category wise sales approved by the Commission for TGSPDCL for FY 2024-25 to FY 2028-29 (MUs)

Category	FY2024-25	FY2025-26	FY2026-27	FY2027-28	FY2028-29
LT Category	28890.85	30139.25	31454.39	32840.20	34300.88
LT-I: Domestic	11668.37	12365.22	13103.69	13886.26	14715.56
LT-II: Non-Domestic/Commercial	3942.50	4203.52	4481.82	4778.55	5094.92
LT-III- Industry	1056.85	1097.07	1138.82	1182.16	1227.15
LT-IV: Cottage Industries	9.49	9.51	9.52	9.54	9.55
LT-V: Agricultural	11444.33	11673.21	11906.68	12144.81	12387.71
LT-VI: Street Lighting & PWS Schemes	515.79	517.39	519.00	520.61	522.23
LT-VII: General Purpose	101.81	106.44	111.29	116.35	121.65

Category	FY2024-25	FY2025-26	FY2026-27	FY2027-28	FY2028-29
LT-VIII: Temporary Supply	147.60	162.36	178.59	196.45	216.10
LT-IX: EV Charging Stations	4.11	4.52	4.97	5.47	6.02
HT Category	24355.23	26582.33	29042.24	31762.07	34772.42
HT Category at 11 kV	7600.50	8228.45	8915.19	9667.32	10492.36
HT-I(A): Industry (General)	4567.77	4927.67	5315.93	5734.79	6186.64
HT-I(B): Ferro Alloy Units	0.23	0.23	0.24	0.24	0.24
HT-II(A): Others	2346.20	2498.10	2659.84	2832.05	3015.41
HT-II(B): Wholly Religious places	0.33	0.34	0.35	0.35	0.36
HT-III: Airports, Bus Stns & Rly Stns.	5.43	5.58	5.73	5.88	6.04
HT-IV(A): Lift Irrigation & Agriculture	18.17	18.54	18.91	19.29	19.67
HT-IV(B): CPWS	147.05	169.27	194.85	224.29	258.18
HT-VI: Townships & Res. Colonies	265.41	309.63	361.21	421.39	491.59
HT-VII: Temporary Supply	231.62	278.98	336.01	404.71	487.46
HT-IX: EV Charging Stations	18.28	20.11	22.12	24.33	26.76
HT Category at 33 kV	8744.42	9562.31	10461.17	11449.53	12536.89
HT-I(A): Industry (General)	6624.30	7184.44	7791.95	8450.82	9165.42
HT-I(B): Ferro Alloy Units	0.00	0.00	0.00	0.00	0.00
HT-II(A): Others	1581.46	1790.79	2027.83	2296.24	2600.19
HT-II(B): Wholly Religious places	3.63	3.71	3.78	3.86	3.93
HT-III: Airports, Bus Stns & Railway Stns.	0.00	0.00	0.00	0.00	0.00
HT-IV(A): Lift Irrigation & Agriculture	44.64	48.55	52.81	57.44	62.48
HT-IV(B): CPWS	287.95	302.35	317.47	333.34	350.01
HT-V(A): Railway Traction	0.00	0.00	0.00	0.00	0.00
HT-VI: Townships & Res. Colonies	163.05	190.67	222.96	260.72	304.88
HT-VII Temporary Supply	39.39	41.81	44.37	47.10	49.99
HT-IX: EV Charging Stations	0.00	0.00	0.00	0.00	0.00
HT Category at 132 kV	8010.30	8791.57	9665.88	10645.22	11743.17
HT-I(A): Industry (General)	5094.66	5675.74	6323.09	7044.28	7847.73
HT-I(B): Ferro Alloy Units	145.93	148.85	151.83	154.87	157.96
HT-II(A): Others	179.92	205.79	235.38	269.23	307.94
HT-II(B): Wholly Religious places	0.00	0.00	0.00	0.00	0.00
HT-III: Airports, Bus Stns & Railway Stns.	116.63	121.03	125.59	130.32	135.24
HT-IV(A): Lift Irrigation & Agriculture	1449.64	1478.64	1508.21	1538.37	1569.14
HT-IV(B): CPWS	321.52	337.59	354.47	372.20	390.81
HT-V(A): Railway Traction	587.93	695.16	821.95	971.86	1149.12
HT-V(B): HMR Traction	114.06	128.76	145.35	164.08	185.23
HT-VI: Townships& Res. Colonies	0.00	0.00	0.00	0.00	0.00
HT-VII Temporary Supply	0.00	0.00	0.00	0.00	0.00
HT-IX: EV Charging Stations	0.00	0.00	0.00	0.00	0.00
Total (LT+HT)	53246.08	56721.58	60496.63	64602.27	69073.30

**Table 4-6: Category wise sales approved by the Commission for TGNPDCL for
FY 2024-25 to FY 2028-29 (MUs)**

Category	FY2024-25	FY2025-26	FY2026-27	FY2027-28	FY2028-29
LT Category	14642.65	15125.93	15629.48	16154.31	16701.50
LT-I: Domestic	4410.69	4631.30	4862.95	5106.19	5361.59
LT-II: Non-Domestic/Commercial	1028.04	1100.51	1178.10	1261.16	1350.07
LT-III- Industry	238.54	241.82	245.13	248.50	251.91
LT-IV: Cottage Industries	8.19	8.48	8.78	9.09	9.41
LT-V: Agricultural	8493.09	8662.95	8836.21	9012.94	9193.20
LT-VI: Street Lighting & PWS Schemes	380.90	393.93	407.42	421.37	435.79
LT-VII: General Purpose	67.81	70.00	72.25	74.58	76.98
LT-VIII: Temporary Supply	15.22	16.75	18.42	20.26	22.29
LT-IX: EV Charging Stations	0.17	0.19	0.21	0.23	0.25
HT Category	6158.57	6414.39	6686.99	6977.75	7288.13
HT Category at 11 kV	2566.62	2717.21	2879.59	3054.80	3243.97
HT-I(A): Industry (General)	1146.61	1254.46	1372.45	1501.54	1642.78
HT-I(B): Ferro Alloys	0.00	0.00	0.00	0.00	0.00
HT-II(A): Others	235.41	250.88	267.36	284.92	303.64
HT-II(B): Wholly Religious places	0.28	0.29	0.29	0.30	0.31
HT-III: Airports, Bus Stns & Rly Stns.	8.47	8.66	8.86	9.05	9.25
HT-IV(A): Lift Irrigation & Agriculture	24.70	25.19	25.70	26.21	26.74
HT-IV(B): CPWS	163.17	166.44	169.77	173.16	176.63
HT-VI: Townships & Res. Colonies	9.13	9.31	9.49	9.68	9.88
HT-VII: Temporary Supply	14.77	15.07	15.37	15.67	15.99
HT-VIII: RESCO	964.07	986.91	1010.30	1034.25	1058.76
HT-IX: EV	0.00	0.00	0.00	0.00	0.00
HT Category at 33 kV	685.45	695.64	706.10	716.85	727.89
HT-I(A): Industry (General)	218.15	221.17	224.22	227.32	230.46
HT-I(B): Ferro Alloy Units	7.40	7.55	7.70	7.85	8.01
HT-II(A): Others	17.14	18.49	19.94	21.50	23.18
HT-II (B): Wholly Religious Places	0.00	0.00	0.00	0.00	0.00
HT-III Airport Bus Station and Railway Station	0.00	0.00	0.00	0.00	0.00
HT-IV(A): Lift Irrigation & Agriculture	30.28	31.79	33.38	35.05	36.81

Category	FY2024-25	FY2025-26	FY2026-27	FY2027-28	FY2028-29
HT-IV(B): CPWS	369.17	372.41	375.68	378.98	382.30
HT-V(A) Railway Traction	0.00	0.00	0.00	0.00	0.00
HT-VI: Townships & Res. Colonies	35.07	35.82	36.59	37.38	38.18
HT-VII: Temporary Supply	8.15	8.31	8.48	8.65	8.82
HT-IX: EV Charging Stations	0.09	0.10	0.11	0.12	0.13
HT Category at 132 kV	2906.50	3001.54	3101.30	3206.10	3316.27
HT-I(A): Industry (General)	662.75	676.00	689.52	703.31	717.38
HT-I(B): Ferro Alloy Units	0.00	0.00	0.00	0.00	0.00
HT-II(A): Others	5.03	5.18	5.33	5.49	5.65
HT-II (B): Wholly Religious Places	0.00	0.00	0.00	0.00	0.00
HT-III Airport Bus Station and Railway Station	0.00	0.00	0.00	0.00	0.00
HT-IV(A): Lift Irrigation & Agriculture	1495.45	1525.36	1555.87	1586.99	1618.73
HT-IV(B): CPWS	29.43	30.26	31.11	31.99	32.89
HT-V(A) Railway Traction	643.63	693.12	746.42	803.82	865.63
HT-V(B) HMR	0.00	0.00	0.00	0.00	0.00
HT-VI: Townships & Res. Colonies	69.74	71.13	72.55	74.01	75.49
HT-VII: Temporary Supply	0.47	0.48	0.49	0.50	0.51
HT-IX: EV Charging Stations	0.00	0.00	0.00	0.00	0.00
Total (LT+HT)	20801.22	21540.32	22316.48	23132.06	23989.63

4.1.9 The monthly consumer category wise sales approved by the Commission for FY2024-25 are enclosed at Annexure III to V.

4.2 ENERGY REQUIREMENT FOR FY2024-25 to FY2028-29 TGDISCOMs' Submissions

4.2.1 For estimating the energy requirement, the Petitioner has considered the voltage-wise distribution losses for FY2024-25 to FY2028-29 as approved by the Commission in Resource Plan and Business Plan Order dated 29.12.2023 for FY2024-25 to FY2028-29.

Table 4-7: Voltage wise distribution losses as claimed by TGSPDCL (%)

Losses (%)	FY2024-25	FY2025-26	FY2026-27	FY2027-28	FY2028-29
LT	4.70%	4.65%	4.60%	4.55%	4.50%
11 kV	4.07%	4.04%	4.01%	3.98%	3.95%
33 kV	3.18%	3.16%	3.14%	3.12%	3.10%

Table 4-8: Voltage wise distribution losses as claimed by TGNPDCL (%)

Losses (%)	FY2024-25	FY2025-26	FY2026-27	FY2027-28	FY2028-29
LT	4.70%	4.65%	4.60%	4.55%	4.50%
11 kV	3.74%	3.71%	3.68%	3.65%	3.62%

Losses (%)	FY2024-25	FY2025-26	FY2026-27	FY2027-28	FY2028-29
33 kV	2.99%	2.97%	2.95%	2.93%	2.91%

4.2.2 The transmission losses of Transmission Corporation of Telangana Limited (TGTransco) approved by the Commission as per Resource Plan Order dated 29.12.2023 for FY 2024-25 to FY 2028-29 is considered for projecting energy input for FY 2024-25 to FY 2028-29.

4.2.3 TGDiscoms have considered the Inter-State Transmission losses based on weighted average of actual inter-state losses for FY 2023-24 for projecting the Inter-State Transmission loss for FY 2024-25 to FY 2028-29.

4.2.4 The energy requirement for FY 2024-25 to FY 2028-29 estimated by Petitioners duly considering the above losses and projected sales is tabulated below:

Table 4-9: Energy Requirement as projected by TGSPDCL for FY 2024-25 to FY 2028-29 (MUs)

Particulars	FY2024-25	FY2025-26	FY2026-27	FY2027-28	FY2028-29
LT Sales	29,903	31,425	33,293	35,468	37,751
Annual LT Loss %	4.70%	4.65%	4.60%	4.55%	4.50%
LT Loss (MU)	1,475	1,533	1,605	1,691	1,779
Energy Requirement at LT (MU)	31,378	32,958	34,898	37,159	39,530
11 kV Sales (MU)	7,904	8,471	9,490	10,585	11,711
Annual 11 kV Loss %	4.07%	4.04%	4.01%	3.98%	3.95%
11 kV loss (MU)	1,667	1,744	1,854	1,979	2,107
Energy Requirement at 11 kV level (MU)	40,949	43,173	46,242	49,723	53,348
33 kV Sales (MU)	9,224	10,288	12,202	14,291	16,512
Annual 33 kV Loss %	3.18%	3.16%	3.14%	3.12%	3.10%
33 kV losses (MU)	1,648	1,745	1,895	2,062	2,235
Energy Requirement at 33 kV level (MU)	51,821	55,206	60,339	66,076	72,095
132 kV Sales (MU)	8,328	9,818	12,033	14,220	16,898
Energy Requirement at 132 kV level (MU)	60,149	65,024	72,372	80,296	88,993
Cumulative Distribution Losses (MU)	4,790	5,022	5,354	5,732	6,121
Cumulative Distribution Losses (%) (incl. EHT sales)	7.96%	7.72%	7.40%	7.14%	6.88%
Cumulative Transmission loss -TG TRANSCO & PGCIL (%)	3.04%	2.98%	2.91%	2.84%	2.78%
Cumulative Transmission Losses (MUs)- TGTRANSCO & PGCIL	1,887	1,998	2,170	2,351	2,548
Total Energy Requirement	62,036	67,022	74,542	82,647	91,541
Total T & D loss (MU)	6,677	7,020	7,524	8,083	8,669
T & D Loss %	10.76%	10.47%	10.09%	9.78%	9.47%
Total Sales	55,359	60,003	67,018	74,564	82,872
Total Energy Requirement	62,036	67,022	74,542	82,647	91,541

Table 4-10: Energy Requirement as projected by TGNPDCL for FY 2024-25 to FY 2028-29 (MUs)

Particulars	FY2024-25	FY2025-26	FY2026-27	FY2027-28	FY2028-29
LT Sales	14,311	14,812	15,247	15,841	16,415
Annual LT Loss %	4.70%	4.65%	4.60%	4.55%	4.50%
LT Loss (MU)	706	722	735	755	773
Energy Requirement at LT (MU)	15,017	15,534	15,982	16,596	17,188
11 kV Sales (MU)	2,778	3,001	3,269	3,553	3,834
Annual 11 kV Loss %	3.74%	3.71%	3.68%	3.65%	3.62%
11 kV loss (MU)	691	714	736	763	790
Energy Requirement at 11 kV level (MU)	18,486	19,249	19,987	20,912	21,812
33 kV Sales (MU)	733	783	818	853	909
Annual 33 kV Loss %	2.99%	2.97%	2.95%	2.93%	2.91%
33 kV losses (MU)	592	613	632	657	681
Energy Requirement at 33 kV level (MU)	19,811	20,645	21,437	22,422	23,402
132 kV Sales (MU)	2,714	2,810	2,978	3,121	3,260
Energy Requirement at 132 kV level (MU)	22,525	23,455	24,415	25,543	26,662
Cumulative Distribution Losses (MU)	1,989	2,049	2,103	2,175	2,244
Cumulative Distribution Losses (%) (incl. EHT sales)	8.83%	8.74%	8.61%	8.52%	8.42%
Cumulative Transmission loss -TG TRANSCO & PGCIL (%)	3.11%	3.06%	3.02%	2.98%	2.93%
Cumulative Transmission Losses (MUs)- TGTRANSCO & PGCIL	722	741	761	784	806
Total Energy Requirement	23,248	24,196	25,176	26,327	27,468
Total T & D loss (MU)	2,712	2,790	2,864	2,959	3,050
T & D Loss %	11.67%	11.53%	11.38%	11.24%	11.10%
Total Sales	20,536	21,406	22,312	23,368	24,419
Total Energy Requirement	23,248	24,196	25,176	26,327	27,468

Commission's View

Energy Requirement

- 4.2.5 The energy requirement for each TGDIscom has been computed by grossing up the approved sales at a particular voltage level with the approved percentage loss for that voltage level for arriving at the energy input for the next higher voltage level of Distribution Network. Thereafter, the losses external to the distribution system have been considered for arriving at the total energy requirement for FY 2024-25 to FY 2028-29.

Distribution Losses

4.2.6 The Commission has considered the voltage-wise distribution losses as approved by the Commission in Resource Plan and Business Plan Order dated 29.12.2023 for FY 2024-25 to FY 2028-29 to arrive at total energy requirement for FY 2024-25 to FY 2028-29. The distribution losses considered for projecting the energy input for FY 2024-25 to FY 2028-29 is tabulated below:

Table 4-11: Voltage wise distribution losses as approved by the Commission for TGSPDCL for FY 2024-25 to FY 2028-29 (%)

Losses (%)	FY2024-25	FY2025-26	FY2026-27	FY2027-28	FY2028-29
LT	4.70%	4.65%	4.60%	4.55%	4.50%
11 kV	4.07%	4.04%	4.01%	3.98%	3.95%
33 kV	3.18%	3.16%	3.14%	3.12%	3.10%

Table 4-12: Voltage wise distribution losses as approved by the Commission for TGSPDCL for FY 2024-25 to FY 2028-29 (%)

Losses (%)	FY2024-25	FY2025-26	FY2026-27	FY2027-28	FY2028-29
LT	4.70%	4.65%	4.60%	4.55%	4.50%
11 kV	3.74%	3.71%	3.68%	3.65%	3.62%
33 kV	2.99%	2.97%	2.95%	2.93%	2.91%

Intra-State Transmission Losses

4.2.7 The Commission has considered the transmission losses of Transmission Corporation of Telangana Limited (TGTransco) as approved by the Commission in Resource Plan Order dated 29.12.2023 for FY 2024-25 to FY 2028-29 for projecting energy requirement for FY 2024-25 to FY 2028-29.

Table 4-13: Intra-State Transmission Losses as approved by the Commission for TGDISCOMs for FY 2024-25 to FY 2028-29 (%)

Losses	FY2024-25	FY2025-26	FY2026-27	FY2027-28	FY2028-29
Intra-State Transmission Loss (TGTransco)	2.48%	2.46%	2.44%	2.42%	2.40%

Inter-State Transmission Losses

4.2.8 The Commission has computed the average inter-state transmission losses for FY 2023-24 as 3.54%, based on the actual weekly inter-state transmission losses for FY 2023-24. The computed average inter-state transmission losses for FY 2023-24 is considered as Inter-State Transmission losses for FY 2024-25 to FY 2028-29, subject to truing up based on actuals at the time of APR/True up.

Table 4-14: Inter-State Transmission Losses as approved by the Commission for TGDISCOMs for FY 2024-25 to FY 2028-29 (%)

Losses	FY2024-25	FY2025-26	FY2026-27	FY2027-28	FY2028-29
Inter-State Transmission Loss (GCIL)	3.54%	3.54%	3.54%	3.54%	3.54%

4.2.9 Based on the above approved losses, the Commission has approved the energy requirement for FY 2024-25 to FY 2028-29 as shown in the Tables below:

Table 4-15: Energy Requirement as approved by the Commission for TGSPDCL for FY 2024-25 to FY 2028-29 (MUs)

Particulars	Unit	FY2024-25	FY2025-26	FY2026-27	FY2027-28	FY2028-29
LT Sales	MU	28,890.85	30,139.25	31,454.39	32,840.20	34,300.88
Annual LT Loss	%	4.70%	4.65%	4.60%	4.55%	4.50%
LT Loss	MU	1424.84	1469.82	1516.67	1565.46	1616.27
Energy Requirement at LT Level	MU	30315.69	31609.07	32971.06	34405.66	35917.16
11 kV Sales	MU	7600.50	8228.45	8915.19	9667.32	10492.36
Annual 11 kV Loss	%	4.07%	4.04%	4.01%	3.98%	3.95%
11 kV loss	MU	1608.66	1677.19	1749.81	1826.81	1908.56
Energy Requirement at 11 kV level	MU	39524.86	41514.72	43636.05	45899.80	48318.08
33 kV Sales	MU	8744.42	9562.31	10461.17	11449.53	12536.89
Annual 33 kV Loss	%	3.18%	3.16%	3.14%	3.12%	3.10%
33 kV losses	MU	1585.38	1666.70	1753.72	1846.92	1946.86
Energy Requirement at 33 kV level	MU	49854.65	52743.73	55850.94	59196.25	62801.83
132 kV Sales	MU	8010.30	8791.57	9665.88	10645.22	11743.17
Energy Requirement at 132 kV Level	MU	57864.96	61535.30	65516.82	69841.47	74545.00
Intra State Loss	%	2.48%	2.46%	2.44%	2.42%	2.40%
Intra State Loss	MU	1471.55	1551.95	1638.59	1732.08	1833.07
Net Energy Requirement	MU	59336.50	63087.24	67155.41	71573.55	76378.07

Table 4-16: Energy Requirement as approved by the Commission for TGSPDCL for FY 2024-25 to FY 2028-29 (MUs)

Particulars	Unit	FY2024-25	FY2025-26	FY2026-27	FY2027-28	FY2028-29
LT Sales	MU	14642.65	15125.93	15629.48	16154.31	16701.50
Annual LT Loss	%	4.70%	4.65%	4.60%	4.55%	4.50%
LT Loss	MU	722.15	737.66	753.62	770.06	786.98
Energy Requirement at LT Level	MU	15364.80	15863.59	16383.11	16924.37	17488.48
11 kV Sales	MU	2566.62	2717.21	2879.59	3054.80	3243.97
Annual 11 kV Loss	%	3.74%	3.71%	3.68%	3.65%	3.62%
11 kV loss	MU	696.69	715.91	735.95	756.87	778.70
Energy Requirement at 11 kV level	MU	18628.10	19296.71	19998.65	20736.04	21511.15

33 kV Sales	MU	685.45	695.64	706.10	716.85	727.89
Annual 33 kV Loss	%	2.99%	2.97%	2.95%	2.93%	2.91%
33 kV losses	MU	595.27	611.95	629.36	647.54	666.55
Energy Requirement at 33 kV level	MU	19908.83	20604.29	21334.10	22100.43	22905.60
132 kV Sales	MU	2906.50	3001.54	3101.30	3206.10	3316.27
Energy Requirement at 132 kV Level	MU	22815.33	23605.83	24435.40	25306.53	26221.87
Intra State Loss	%	2.48%	2.46%	2.44%	2.42%	2.40%
Intra State Loss	MU	580.21	595.35	611.14	627.61	644.80
Net Energy Requirement	MU	23395.54	24201.18	25046.54	25934.14	26866.67

4.3 ENERGY AVAILABILITY FOR FY 2024-25 to FY 2028-29

TGDISCOM' Submissions

4.3.1 The power requirement of TGDISCOMs is met from Power Purchase Agreements (PPAs) with various sources which include the following:

- Telangana Power Generation Corporation Limited (TGGenco);
- Central Sector Generating Stations (NTPC Ltd., NLC India Limited & Nuclear Power Corporation of India (NPCIL));
- Singareni Collieries Company Limited (SCCL);
- Non-Conventional Energy (NCE);
- Independent Power Producers (IPPs);
- Bi-lateral/Inter-State Purchases;

4.3.2 The TGDiscoms has projected the energy availability for FY 2024-25 to FY 2028-29 considering the following:

- Contracted capacities from TGGenco, SCCL, NCE and IPPs have been considered as per PPAs;
- Contracted capacity from NTPC and NPCIL has been considered as per latest share allocations from respective stations;
- Energy availability from sources other than NCE sources has been considered based on availability projections furnished by respective source for its generating stations;
- Energy availability from NCE sources in line with actual energy dispatched from Non-Conventional Energy Sources in past years.

4.3.3 TGDISCOMs have projected the energy availability for FY 2024-25 to FY 2028-29 as tabulated below:

Table 4-17: Energy availability as projected by TGSPDCL for FY2024-25 to FY2028-29 (MUs)

Generating Station	Net Energy Availability				
	FY2024-25	FY2025-26	FY2026-27	FY2027-28	FY2028-29
TG Genco – Thermal	34,072	52,346	52,346	52,346	52,346
Hydel energy – TG Genco	4,050	4,050	4,050	4,050	4,050
Central Generating Stations	20,796	20,796	20,796	20,796	20,796
NCES	9,468	12,300	15,650	15,925	16,220
Sembcorp Energy	1,415	1,415	1,415	1,415	1,415
Singareni	6,304	6,304	6,304	10,506	10,506
Short-Term Power	4,163	445	1,087	2,804	5,523
Total	80,268	97,656	1,01,648	1,07,842	1,10,856

Table 4-18: Energy availability as projected by TGNPDCL for FY2024-25 to FY2028-29 (MUs)

Generating Station	Net Energy Availability				
	FY2024-25	FY2025-26	FY2026-27	FY2027-28	FY2028-29
TG Genco – Thermal	10,035	17,663	17,663	17,663	17,663
Hydel energy – TG Genco	1,691	1,691	1,691	1,691	1,691
Central Generating Stations	8,681	8,681	8,681	8,681	8,681
NCES	3,931	5,146	6,580	6,696	6,820
Sembcorp Energy	591	591	591	591	591
Singareni	2,632	2,632	2,632	4,386	4,386
Short-Term Power	822	99	6	-	-
Total	28,383	36,503	37,844	39,708	39,832

Commission's View

- 4.3.4 The Commission has examined the submissions of TGDISCOMs regarding the projections of energy availability for FY 2024-25 to FY 2028-29. The basis of projection of the quantum of energy available from various sources for FY 2024-25 to FY 2028-29 are detailed in the paragraphs below.

TGGenco – Thermal Generating Stations

- 4.3.5 The share allocation to Telangana from thermal generating stations of TGGenco is as shown below:

Table 4-19: Share allocation to Telangana from thermal generating stations of

TGGENCO

Sl. No.	Name of the Station	InstalledCapacity	Telangana Share	
		MW	%	MW
1	KTPS-V	500.00	100%	500.00
2	KTPS-VI	500.00	100%	500.00
3	KTPS-VII	800.00	100%	800.00
4	RTS-B	62.50	100%	62.50
5	KTPP-I	500.00	100%	500.00
6	KTPP-II	600.00	100%	600.00
7	BTPS (I to IV)	1080.00	100%	1080.00
8	YTPS (I to V)	4000.00	100%	4000.00
	Total Thermal	8042.50		8042.50

Note: * 1st & 2nd Unit of YTPS is estimated to be energized in Oct'24. Next 2 units (Unit-3&4) in Feb'25 & 5th Unit in Mar'25.

- 4.3.6 The Commission observed that energy availability projections from TGGenco-Thermal generating stations have been made considering the norms (normative plant availability factor) specified in Regulation No. 2 of 2023. However, the auxiliary consumption is not considered by TGDIs while computing the energy availability. Accordingly, the Commission has considered the normative plant availability factor and auxiliary consumption as specified in Regulation No. 2 of 2023 for projecting the energy availability for FY 2024-25 to FY 2028-29 from TGGenco-Thermal generating stations.
- 4.3.7 The Commission has considered two units (Unit-I&II) of YTPS to be energized in October 2024, next units (Unit-III&IV) of YTPS by February 2025 and last unit (Unit-V) by March, 2025. Hence in FY 2024-25, only infirm power has been considered. From FY 2025-26 onwards, the energy availability is projected from YTPS generating stations based on normative plant availability factor and auxiliary consumption applicable to YTPS generating stations as specified in Regulation No. 2 of 2023.
- 4.3.8 The energy availability projections approved by the Commission from TGGENCO thermal stations is as shown below:

Table 4-20: Energy availability projections from thermal generating stations of TGGENCO as approved by the Commission (MUs)

Sl. no	Name of Station	FY2024-25	FY2025-26	FY2026-27	FY2027-28	FY2028-29
1	KTPS-V	3376.76	3376.76	3376.76	3386.01	3376.76
2	KTPS-VI	3527.54	3527.54	3527.54	3537.21	3527.54
3	KTPS-VII	5644.07	5644.07	5644.07	5659.53	5644.07
4	RTS-B	73.44	0.00	0.00	0.00	0.00
5	KTPP-I	3527.54	3527.54	3527.54	3537.21	3527.54

Sl. no	Name of Station	FY2024-25	FY2025-26	FY2026-27	FY2027-28	FY2028-29
6	KTPP-II	4233.05	4233.05	4233.05	4244.65	4233.05
7	BTPS	7358.14	7358.14	7358.14	7378.30	7358.14
8	YTPS	2891.62	28220.34	28220.34	28220.34	28220.34
TGGENCO-Thermal		30232.16	55887.44	55887.44	55963.24	55887.44

Hydel Generating Stations (TGGENCO and inter-State Stations)

4.3.9 The share allocation to Telangana from Hydel generating stations is as shown below:

Table 4-21: Share allocation to Telangana from Hydel generating stations

Sl. No.	Name of the Station	Installed Capacity	Telangana Share	
		MW	%	MW
Hydel Inter State				
1	Priyadarshini Jurala HEP	234.00	50%	117.00
Sub Total		234.00		117.00
Hydel TGGENCO				
1	Nagarjunasagar Complex	7*100.80	100.00%	875.60
		1*110.00		
		2*30.00		
2	SLBHES	900.00	100.00%	900.00
3	LJHES	240.00	100.00%	240.00
4	PCHES	120.00	100.00%	120.00
5	Pochampad II	9.00	100.00%	9.00
6	Small Hydel	54.00	100.00%	54.00
7	Mini Hydel	9.16	100.00%	9.16
Sub Total		2207.76		2207.76
Total Hydel		2441.76		2324.76

4.3.10 For Inter-State Hydel Stations (Machkund & Tungabhadra), TGDIsComs has not considered any availability for FY 2024-25 to FY 2028-29.

4.3.11 The Commission in Retail Supply Tariff Order dated 23.03.2022 in O.P.No.58 of 2021 & O.P.No.59 of 2021 has directed TGDIsCOMs to actively pursue the matter with APGenCo/APTransco for availing the State share in Machkund PH and Tungabhadra PH. In compliance to the directive, TGDIsCOMs have filed that issue is being continuously addressed to APGENCO for extension of PPA and scheduling of power from Machkund PH and Tungabhadra PH. The Commission reiterates its previous directive in Retail Supply Tariff Order for FY 2023-24 on the issue of actively pursuing the matter with APGenCo/APTransco for availing the State share in Machkund PH and Tungabhadra PH.

- 4.3.12 TGDIscoms in its compliance submitted that the issue is continuously pursued with APGENCO for extension of PPA and scheduling of power from Machkund PH and Tungabhadra PH. The Commission has not considered any availability from Inter-State Hydrel Stations (Machkund & Tungabhadra) however, the Commission directs TGDIscoms to rigorously follow up with APGenco on the matter and submit the report.
- 4.3.13 The Commission observed that TGDIscoms for other hydro stations except Machkund PH and Tungabhadra PH has considered 100% share allocation to Telangana State and projected the energy availability in accordance with the availability as approved by the Commission in Resource Plan Order dated 29.12.2023 for FY 2024-25 to FY 2028-29 for respective TGGenco Hydro stations. In accordance with the above-mentioned Order, the energy availability approved by the Commission is to the extent of 2999 MU's. However, considering the high historical dispatch from TGGenco-Hydro generating stations (FY 2022-23 & FY 2021-22 as 5741 Mus & 5371 MU respectively), 5742 MUs have been considered.
- 4.3.14 The Commission observed that TGDIscoms has considered higher energy availability from the hydro generating stations as compared to Resource Plan Order dated 29.12.2023. Further, based on the above considerations, the Commission has considered the energy availability as submitted by TGDIscoms for FY 2024-25 to FY 2028-29, are mentioned in the table below:

Table 4-22: Energy availability projections from hydrel generating stations of TGGENCO as approved by the Commission (MUs)

Sl. no	Name of the Station	FY2024-25	FY2025-26	FY2026-27	FY2027-28	FY2028-29
	Hydrel Inter State					
1	Priyadarshini Jurala HEP	219.69	219.69	219.69	219.69	219.69
	Sub Total	219.69	219.69	219.69	219.69	219.69
	Hydrel TGGenco					
1	Nagarjunasagar Complex	2457.59	2457.59	2457.59	2457.59	2457.59
2	SLBHES	2145.63	2145.63	2145.63	2145.63	2145.63
3	LJHES	419.99	419.99	419.99	419.99	419.99
4	PCHES	318.81	318.81	318.81	318.81	318.81
5	Pochampad II	28.11	28.11	28.11	28.11	28.11
6	Small Hydrel	147.49	147.49	147.49	147.49	147.49
7	Mini Hydrel	4.41	4.41	4.41	4.41	4.41
8	Sub Total	5522.03	5522.03	5522.03	5522.03	5522.03
9	Total Hydrel	5741.72	5741.72	5741.72	5741.72	5741.72

Central Generating Stations (NTPC, NLC & NPCIL)

4.3.15 The share allocation to Telangana from Central Generating Stations (CGS) is as shown in the Table below:

Table 4-23: Share allocation to Telangana in Central Generating Stations (CGS)

Sl. No.	Name of the Station	Installed Capacity	Telangana Share	
		MW	%	MW
A	Thermal			
1	NTPC Ramagundam Stage I & II	2100	16.81	353.01
2	NTPC Ramagundam Stage III	500	17.6	88.01
3	NTPC Talcher TPS II	2000	10.83	216.65
4	NTPC Simhadri Stage I	1000	53.89	538.9
5	NTPC Simhadri Stage II	1000	25.64	256.36
6	NTPC Kudgi	2400	11.62	278.79
7	NLC TPS II Stage I	630	0.86	5.43
8	NLC TPS II Stage II	840	0.85	7.14
9	NNTPP	1000	6.19	61.9
10	Neyveli Expn I&II	920	1.3	11.96
11	TSTPP Unit 1	1600	85%	1360
	Sub Total	13990		3178.15
B	Nuclear			
1	NPC Madras APS	440	5.02	22.04
2	NPC Kaiga APS Units 1 & 2	440	15.43	67.94
3	NPC Kaiga APS Units 3 & 4	440	16.41	72.21
4	NPC Kudankulam NPP Unit 2	1000	5.00	50.00
5	NPC Kudankulam	1000	0.45	4.50
	Sub Total	3320		216.69
C	Bundled Power (Coal)			
1	JNNSM Phase 1	85	53.89%	45.81
2	NTPC	200	100%	200
	Sub Total	285		245.81
	Total CGS	17595		3640.65

4.3.16 The Commission observed that TGDIsComs has projected the energy availability considering PLF at 85% of the capacity allocated to Telangana (net off auxiliary consumption) of respective generating stations. The Commission has considered the available energy from each of the generating station/source considering the share allocated to Telangana in the respective generating stations. The Commission has not considered the capacity allocation from NTECL Vallur TPS and NLC Tamil Nadu Power Ltd. in line with the earlier directions of the Commission in RST Orders for FY 2017-18, FY 2018-19, FY 2022-23 and FY 2023-24. The Commission has considered the energy availability projections from

bundled power, the same as projected by TGDISCOM. The energy availability projections approved by the Commission is as shown below:

Table 4-24: Energy availability projections from CGS as approved by the Commission for FY2024-25 to FY2028-29 (MUs)

Sl. no	Name of the Station	FY2024-25	FY2025-26	FY2026-27	FY2027-28	FY2028-29
A	Thermal					
1	NTPC Ramagundam Stage I & II	2429.62	2429.62	2429.62	2436.28	2429.62
2	NTPC Ramagundam Stage III	614.36	614.36	614.36	616.05	614.36
3	NTPC Talcher TPS II	1512.35	1512.35	1512.35	1516.50	1512.35
4	NTPC Simhadri Stage I	3781.92	3781.92	3781.92	3792.28	3781.92
5	NTPC Simhadri Stage II	1799.10	1799.10	1799.10	1804.03	1799.10
6	NTPC Kudgi	1946.13	1946.13	1946.13	1951.46	1946.13
7	NLC TPS II Stage I	36.39	36.39	36.39	36.49	36.39
8	NLC TPS II Stage II	47.85	47.85	47.85	47.98	47.85
9	NNTPP	432.38	432.38	432.38	433.56	432.38
10	TSTPP Unit 1	9392.38	9392.38	9392.38	9418.12	9392.38
	Sub Total	21992.49	21992.49	21992.49	22052.74	21992.49
B	Nuclear					
1	NPC Madras APS	164.56	164.56	164.56	165.01	164.56
2	NPC Kaiga APS Units 1 & 2	505.58	505.58	505.58	506.97	505.58
3	NPC Kaiga APS Units 3 & 4	537.68	537.68	537.68	539.15	537.68
4	NPC Kudankulam NPP Unit 2	372.30	372.3	372.3	373.32	372.3
5	NPC Kudankulam	33.43	33.43	33.43	33.52	33.43
	Sub Total	1613.55	1613.55	1613.55	1617.97	1613.55
C	Bundled Power (Coal)					
1	JNNSM Phase 1	341.1	341.1	341.1	342.04	341.1
2	NTPC	1489.2	1489.2	1489.2	1493.28	1489.2
	Sub Total	1830.3	1830.3	1830.3	1835.32	1830.3
	Total CGS	25436.34	25436.34	25436.34	25506.03	25436.34

APGPCL

- 4.3.17 The TGDISCOMs have not considered any energy availability from these stations. Accordingly, the Commission has also not considered any energy availability from APGCL generating stations.

Other Conventional Long-Term/Medium-Term Source of Power

- 4.3.18 The other conventional long-term power includes Sembcorp Energy India Limited (erstwhile Thermal Power Tech) (SEIL) (LT-1) and Singareni Thermal Power Plant

(STPP). The share allocation to Telangana from these other conventional long-term/medium-term sources of power is as shown in the Table below:

Table 4-25: Share allocation to Telangana from other long- term/medium-term sources of power

Sl. No.	Name of the Station	No. ofUnits	Unit Size	Installed capacity/ Contractedcapacity		TG Share
		No.	MW	MW	%	MW
1	SEIL (LT-1)	-	-	500	53.89%	269.45
2	STPP	2	600	1200	100.00%	1200.00
	Total			1700		1469.45

4.3.19 The Commission observed that TGDIsComs has projected the energy availability from SEIL-Unit#1, considering PLF at 85% of the capacity allocated to Telangana (net off auxiliary consumption) of respective generating stations. In regard to STPP, the Petitioner has projected the energy availability considering PLF of 85% inline with Resource Plan Order dated 29.12.2023 approved by the Commission for FY 2024-25 to FY 2028-29.

4.3.20 TGDIsCOMs have submitted the supporting documents to substantiate the availability projections furnished by the respective generating stations.

4.3.21 The Commission has considered the energy availability projections from the approved sources considering the share allocation to Telangana in the respective generating stations and considering normative plant availability factor & auxiliary consumption.

4.3.22 The summary of energy availability projections from other long-term sources approved by the Commission is as shown below:

Table 4-26: Energy availability projections from other long-term sources as approved by the Commission for FY 2024-25 to FY 2028-29 (MUs)

Sl. no	Name of Station	FY2024-25	FY2025-26	FY2026-27	FY2027-28	FY2028-29
1	SEIL (LT-1)	1772.79	1772.79	1772.79	1777.65	1772.79
2	STPP	7916.14	7916.14	7916.14	7937.83	7916.14
	Total	9688.93	9688.93	9688.93	9715.47	9688.93

Non-Conventional Energy Sources

4.3.23 The Commission has considered the capacity of non-conventional energy (NCE) sources based on the approved PPAs as shown in the Table below:

Table 4-27: Capacity available from NCE sources as approved by the

Commission (MW)

Sl. No.	Source	TGSPDCL	TGNPDCL	Total
1	Biomass	6.00	6.00	12.00
2	Bagasse	0.00	46.70	46.70
3	Municipal waste	19.80	0.00	19.80
4	Industrial waste	7.50	7.50	15.00
5	Wind	128.10	0.00	128.10
6	Mini Hydel	1.55	2.00	3.55
7	Solar	1961.74	872.00	2833.74
8	Solar (JNNSM Phase I)	32.32	23.49	55.81
9	Solar (NTPC)	282.20	117.80	400.00
10	Solar (SECI)	282.20	117.80	400.00
11	Solar (NTPC CPSU) Ph-II Tr – I&II	1193.706	498.294	1692.00
12	Solar (NTPC CPSU) Ph-II Tr – III	518.5425	216.4575	735.00
13	SECI (ISTS Tr IX 1000 MW)	705.50	294.50	1000.00
	Total	5139.16	2202.54	7341.70

4.3.24 TGDIsComs submitted that they have analyzed the energy availability from previous years and used this data to project energy availability for FY 2024-25 through FY 2028-29.

4.3.25 The Commission has scrutinized the detail and additional submission made by TGDIsComs and approved the energy availability projections from non-conventional energy sources as shown below:

Table 4-28: Energy availability projections from non-conventional energy sources as approved by the Commission (MUs)

Sl. no	Name of the Station	FY2024-25	FY2025-26	FY2026-27	FY2027-28	FY2028-29
1	Biomass	0.78	0.78	0.78	0.78	0.78
2	Bagasse	0.39	0.39	0.00	0.00	0.00
3	Municipal waste	90.74	90.31	91.69	91.69	91.69
4	Industrial waste	77.25	76.88	78.06	78.06	78.06
5	Wind	263.05	261.80	261.80	261.80	261.80
6	Mini Hydel	0.22	0.22	0.22	0.22	0.22
7	Solar	4635.60	6083.02	6083.02	6083.02	6083.02
8	Solar (JNNSM Phase I)	91.30	119.80	119.80	119.80	119.80
9	Solar (NTPC)	654.34	858.66	858.66	858.66	858.66
10	Solar (SECI)	654.34	858.66	858.66	858.66	858.66
11	Solar (NTPC, NHPC CPSU) Tr-III 1545 MW	2527.40	3316.56	3316.56	3316.56	3316.56
12	Solar (NTPC CPSU) Tr-I &II 1692 MW	2767.87	3632.12	3632.12	3632.12	3632.12
13	SECI (ISTS Tr IX 1000 MW)	1635.86	2146.64	2146.64	2146.64	2146.64
14	RE Procurement	-	-	4784.00	5175.00	5594.00
	Total	13399.15	17445.84	22232.01	22623.01	23042.01

4.3.26 Based on the above, the total energy availability projected by TGDIsoms and that approved by the Commission for long-term and medium-term sources of power for FY 2024-25 to FY 2028-29 is as shown in the Table below:

Table 4-29: Energy availability approved by the Commission for FY 2024-25 to FY 2028-29 (MUs)

Sl. No.	Name of Station	FY2024-25	FY2025-26	FY2026-27	FY2027-28	FY2028-29
1	TGGenco	36719.28	61629.16	61629.16	61704.96	61629.16
2	CGS	25436.34	25436.34	25436.34	25506.03	25436.34
3	Others	9688.93	9688.93	9688.93	9715.47	9688.93
4	NCE	13399.15	17445.84	22232.01	22623.01	23042.01
	Total	85243.70	114200.27	118986.44	119549.47	119796.44

4.3.27 TGDIsoms also proposes to purchase power from Open Market on need-to-need basis. The Commission is of the view that based on the energy availability and energy requirement, TGDIsoms may require to procure power from open market/exchange. The Commission directs TGDIsoms to ensure that least cost should be ensured, while procuring the power from open market/exchange.

4.3.28 The monthly energy availability projections approved by the Commission is enclosed at Annexure-VI.

4.4 MONTHLY MERIT ORDER DISPATCH

Commission's View

4.4.1 The monthly availability of energy from various thermal power stations along with variable costs as considered by the Commission has been used for monthly merit order dispatch. In the merit order dispatch, the monthly energy availability above technical minimum, from each generating station was stacked up in ascending order of variable cost and dispatch of the stations were made, after dispatch of must run stations like NCE sources of energy, hydel stations and Nuclear Power Stations (NPC) to meet requirements of TGDIsoms. Based on monthly energy requirement and energy availability it is observed that there will be energy deficit in some of the months while there will be surplus in some of the months. For such deficit/sale the Commission has considered short-term purchases/sale at the weighted average rate of exchange for FY 2023-24 of Rs. 5.12/kWh, subject to prudence check at the time of truing up.

4.5 COST OF POWER PURCHASE

TGDISCOM' Submissions

4.5.1 The power purchase cost for FY 2024-25 to FY 2028-29 has been projected considering the following:

- Fixed costs for TGGenco (Thermal and Hydro) were based on actual payments for FY 2022-23 and FY 2023-24, with future costs (FY 2024-25 to FY 2028-29) determined by TGGENCO's ARR filing. The Interest on Pension Bond is considered as projected by TGGenco in their ARR filing.
- Actual variable costs for TGGenco Thermal stations for FY 2023-24 is considered as variable charge for FY 2024-25 and variable cost for FY 2025-26 to FY 2028-29 is estimated with 3% annual escalation on FY 2024-25 values. YTPS variable costs were adjusted in accordance to PPA with 3% annual escalation;
- Central Generating Stations fixed costs for FY 2024-25 to FY 2028-29 is considered at FY 2023-24 levels. For variable costs, actual for FY 2023-24 is considered for FY 2024-25 with annual escalation of 3% for future years;
- NCE sources variable costs were calculated based on actual station-wise averages from PPAs for FY 2024-25 to FY 2028-29;
- For Sembcorp generating stations, actual fixed for FY 2023-24 were applied for FY 2024-25 to FY 2028-29. For variable costs actual value of FY 2023-24 were applied for FY 2024-25, with annual escalation of 3% for future years starting from FY 2024-25 onwards;
- Singareni TPP, fixed and variable costs for FY 2022-23 and FY 2023-24 were used, with projections for FY 2024-25 to FY 2028-29 based on the MYT Order dated 28.06.2024;
- Short-term purchase costs for FY 2023-24 were based on actual values, with FY 2024-25 projections aligned to FY 2023-24 costs;
- Surplus power sales for FY 2023-24 were determined based on actual data;
- D-D purchases/sales for FY 2023-24 were finalized based on the settlement between TGDiscoms. Projections for FY 2024-25 to FY 2028-29 were based on Discom-wise energy needs and the marginal station's variable cost.

4.5.2 Based on the projected energy requirement and the energy allocation of each TGDISCOM, the net energy surplus or deficit is met via Inter DISCOM purchase/sale.

Commission's View

4.5.3 The Commission has examined the submissions of TGDISCOMs regarding the power procurement cost for FY 2024-25 to FY 2028-29. The basis of projection of the quantum of energy available from various sources for FY 2024-25 to FY 2028-29 are detailed in the paragraphs below:

TGGENCO

4.5.4 The Commission has considered the Annual Fixed Cost (AFC) and energy charges for generating stations of TGGenco as approved by the Commission in MYT Order for FY 2024-25 to FY 2028-29. The cost of power procurement from TGGenco approved by the Commission is as shown below:

Table 4-30: Power procurement cost as approved by the Commission for generating stations of TGGENCO for FY2024-25 (Rs. crore)

Sl. No.	Name of Station	Quantum	Fixed Cost	Variable Cost	Other Cost	Total
		MU	Rs. crore	Rs. crore	Rs. crore	Rs. crore
A	Thermal					
1	KTPS-V	3376.76	331.98	1416.08	0.00	1748.06
2	KTPS-VI	3527.54	390.67	1320.78	0.00	1711.45
3	KTPS-VII	5644.07	1205.80	2041.97	0.00	3247.77
4	RTS-B	73.44	19.43	34.03	0.00	53.46
5	KTPP-I	3527.54	388.92	1188.29	0.00	1577.21
6	KTPP-II	4233.05	611.68	1339.08	0.00	1950.76
7	BTPS	7358.14	1288.17	2455.85	0.00	3744.02
8	YTPS	2891.62	-	971.63	0.00	971.63
	Total (A)	30632.16	4236.65	10767.71	0.00	15004.36
B	Inter State					
1	PJHES	219.69	22.60	0.00	0.00	22.60
	Total (B)	219.69	22.60	0.00	0.00	22.60
C	Hydel					
1	Nagarjuna Sagar complex	2457.59	280.05	0.00	0.00	280.05
2	SLBHES	2145.63	344.47	0.00	0.00	344.47
3	LJHES	419.99	198.10	0.00	0.00	198.10
4	PCHES	318.81	86.32	0.00	0.00	86.32
5	Pochampad-II	28.11	9.66	0.00	0.00	9.66
6	Small Hydel	147.49	51.68	0.00	0.00	51.68

Sl. No.	Name of Station	Quantum	Fixed Cost	Variable Cost	Other Cost	Total
		MU	Rs. crore	Rs. crore	Rs. crore	Rs. crore
7	Mini Hydel	4.41	9.87	0.00	0.00	9.87
	Total (C)	5522.03	980.15	0.00	0.00	980.15
D	Other cost					
1	Other cost*	0.00	0.00	0.00	1401.20	1401.20
	Total (D)	0.00	0.00	0.00	1401.20	1401.20
	Total TGGenco	36373.88	5239.40	10767.71	1401.20	17408.32

Note: * Additional Pension Liability and Water Charges for TGGenco generating stations

Table 4-31: Power procurement cost approved by the Commission from generating stations of TGGENCO for FY2025-26 (Rs. crore)

Sl. No.	Name of Station	Quantum	Fixed Cost	Variable Cost	Other Cost	Total
		MU	Rs. crore	Rs. crore	Rs. crore	Rs. crore
A	Thermal					
1	KTPS-V	3376.76	380.62	1444.40	0.00	1825.02
2	KTPS-VI	3527.54	442.36	1347.20	0.00	1789.56
3	KTPS-VII	5644.07	1300.22	2082.81	0.00	3383.03
4	RTS-B	0.00	0.00	0.00	0.00	0.00
5	KTPP-I	3527.54	439.53	1212.05	0.00	1651.58
6	KTPP-II	4233.05	670.48	1365.87	0.00	2036.35
7	BTPS	7358.14	1432.50	2504.97	0.00	3937.47
8	YTPS	28220.34	7218.47	9672.14	0.00	16890.61
	Total (A)	55887.44	11884.18	19629.43	0.00	31513.61
B	Inter State					
1	PJHES	219.69	46.10	0.00	0.00	46.10
	Total (B)	219.69	46.10	0.00	0.00	46.10
C	Hydel					
1	Nagarjuna Sagar complex	2457.59	316.33	0.00	0.00	316.33
2	SLBHES	2145.63	380.50	0.00	0.00	380.50
3	LJHES	419.99	215.59	0.00	0.00	215.59
4	PCHES	318.81	93.67	0.00	0.00	93.67
5	Pochampad-II	28.11	10.20	0.00	0.00	10.20
6	Small Hydel	147.49	52.74	0.00	0.00	52.74
7	Mini Hydel	4.41	10.79	0.00	0.00	10.79
	Total (C)	5522.03	1079.82	0.00	0.00	1079.82
D	Other cost					
1	Other cost*				1523.11	1523.11
	Total (D)				1523.11	1523.11
	Total TGGenco	61629.16	13010.10	19629.43	1523.11	34162.64

Note: * Additional Pension Liability and Water Charges for TGGenco generating stations

Table 4-32: Power procurement cost approved by the Commission from generating stations of TGGENCO for FY2026-27 (Rs. crore)

Sl. No.	Name of the Station	Quantum	Fixed Cost	Variable Cost	Other Cost	Total
		MU	Rs. crore	Rs. crore	Rs. crore	Rs. crore
A	Thermal					
1	KTPS-V	3376.76	392.37	1473.29	0.00	1865.66

2	KTPS-VI	3527.54	454.53	1374.14	0.00	1828.67
3	KTPS-VII	5644.07	1310.13	2124.46	0.00	3434.59
4	RTS-B	0.00	0.00	0.00	0.00	0.00
5	KTPP-I	3527.54	449.30	1236.29	0.00	1685.59
6	KTPP-II	4233.05	668.34	1393.18	0.00	2061.52
7	BTPS	7358.14	1414.26	2555.07	0.00	3969.33
8	YTPS	28220.34	7007.82	9865.58	0.00	16873.40
	Total (A)	55887.44	11696.75	20022.02	0.00	31718.76
B	Inter State					
1	PJHES	219.69	44.43	0.00	0.00	44.43
	Total (B)	219.69	44.43	0.00	0.00	44.43
C	Hydel					
1	Nagarjuna Sagar complex	2457.59	323.47	0.00	0.00	323.47
2	SLBHES	2145.63	375.70	0.00	0.00	375.70
3	LJHES	419.99	212.33	0.00	0.00	212.33
4	PCHES	318.81	94.39	0.00	0.00	94.39
5	PochampadII	28.11	10.56	0.00	0.00	10.56
6	Small Hydel	147.49	55.29	0.00	0.00	55.29
7	Mini Hydel	4.41	11.24	0.00	0.00	11.24
	Total (C)	5522.03	1082.98	0.00	0.00	1082.98
D	Other cost					
1	Other cost*				1650.90	1650.90
	Total (D)				1650.90	1650.90
	Total TGGenco	61629.16	12824.15	20022.02	1650.90	34497.07

Note: * Additional Pension Liability and Water Charges for TGGenco generating stations

Table 4-33: Power procurement cost approved by the Commission from generating stations of TGGENCO for FY2027-28 (Rs. crore)

Sl. No.	Name of the Station	Quantum	Fixed Cost	Variable Cost	Other Cost	Total
		MU	Rs. crore	Rs. crore	Rs. crore	Rs. crore
A	Thermal					
1	KTPS-V	3376.76	404.79	1502.75	0.00	1907.54
2	KTPS-VI	3527.54	467.40	1401.62	0.00	1869.02
3	KTPS-VII	5644.07	1325.35	2166.95	0.00	3492.30
4	RTS-B	0.00	0.00	0.00	0.00	0.00
5	KTPP-I	3527.54	459.64	1261.02	0.00	1720.66
6	KTPP-II	4233.05	666.83	1421.05	0.00	2087.88
7	BTPS	7358.14	1396.37	2606.17	0.00	4002.54
8	YTPS	28220.34	6867.38	10062.89	0.00	16930.28
	Total (A)	55887.44	11587.76	20422.46	0.00	32010.22
B	Inter State					
1	PJHES	219.69	44.41	0.00	0.00	44.41
	Total (B)	219.69	44.41	0.00	0.00	44.41
C	Hydel					
1	Nagarjuna Sagar complex	2457.59	331.03	0.00	0.00	331.03
2	SLBHES	2145.63	382.02	0.00	0.00	382.02
3	LJHES	419.99	209.18	0.00	0.00	209.18
4	PCHES	318.81	95.26	0.00	0.00	95.26

Sl. No.	Name of the Station	Quantum	Fixed Cost	Variable Cost	Other Cost	Total
		MU	Rs. crore	Rs. crore	Rs. crore	Rs. crore
5	PochampadII	28.11	11.50	0.00	0.00	11.50
6	Small Hydel	147.49	59.56	0.00	0.00	59.56
7	Mini Hydel	4.41	11.71	0.00	0.00	11.71
	Total (C)	5522.03	1100.26	0.00	0.00	1100.26
D	Other cost					
1	Other cost*				1819.05	1819.05
	Total (D)				1819.05	1819.05
	Total TGGenco	61629.16	12732.43	20422.46	1819.05	34973.94

Note: * Additional Pension Liability and Water Charges for TGGenco generating stations

Table 4-34: Power procurement cost approved by the Commission from generating stations of TGGenco for FY2028-29 (Rs. crore)

Sl. No.	Name of the Station	Quantum	Fixed Cost	Variable Cost	Other Cost	Total
		MU	Rs. crore	Rs. crore	Rs. crore	Rs. crore
A	Thermal					
1	KTPS-V	3376.76	417.98	1532.81	0.00	1950.79
2	KTPS-VI	3527.54	480.99	1429.66	0.00	1910.65
3	KTPS-VII	5644.07	1335.11	2210.29	0.00	3545.40
4	RTS-B	0.00	0.00	0.00	0.00	0.00
5	KTPP-I	3527.54	470.59	1286.24	0.00	1756.83
6	KTPP-II	4233.05	666.03	1449.47	0.00	2115.50
7	BTPS	7358.14	1380.02	2658.29	0.00	4038.31
8	YTPS	28220.34	6709.28	10264.15	0.00	16973.43
	Total (A)	55887.44	11460.00	20830.91	0.00	32290.91
B	Inter State					
1	PJHES	219.69	44.34	0.00	0.00	44.34
	Total (B)	219.69	44.34	0.00	0.00	44.34
C	Hydel					
1	Nagarjuna Sagar complex	2457.59	339.00	0.00	0.00	339.00
2	SLBHES	2145.63	388.70	0.00	0.00	388.70
3	LJHES	419.99	206.17	0.00	0.00	206.17
4	PCHES	318.81	96.26	0.00	0.00	96.26
5	PochampadII	28.11	12.50	0.00	0.00	12.50
6	Small Hydel	147.49	62.68	0.00	0.00	62.68
7	Mini Hydel	4.41	12.21	0.00	0.00	12.21
	Total (C)	5522.03	1117.52	0.00	0.00	1117.52
D	Other cost					
1	Other cost*				1980.45	1980.45
	Total (D)				1980.45	1980.45
	Total TGGenco	61629.16	12621.86	20830.91	1980.45	35433.22

Note: * Additional Pension Liability and Water Charges for TGGenco generating stations

Central Generating Stations (NTPC, NLC & NPCIL)

- 4.5.5 The AFC for NTPC stations except NTPC Telangana STPP has been considered based on the latest Tariff Orders for the respective generating stations. The AFC for NTPC Telangana STPP has been considered as 90% of the AFC filed by TGDISCOMs as there is no approved tariff for the same at this stage. The Commission has considered the energy charges for Central Generating Stations based on the latest energy charges submitted by TGDIscoms.
- 4.5.6 The cost of power procurement from the Central Generating Stations approved by the Commission for FY 2024-25 to FY 2028-29 is as shown below:

Table 4-35: Power procurement cost approved by the Commission from Central Generating Stations for FY2024-25 to FY2028-29 (Rs. crore)

Source	Quantum	Fixed Cost	VariableCost	Total
	MU	Rs. crore	Rs. crore	Rs. crore
Thermal				
NTPC Ramagundam Stage I & II	2343.52	190.99	928.08	1119.07
NTPC Ramagundam Stage III	592.59	52.78	234.68	287.45
NTPC Talcher TPS II	1458.76	123.98	260.11	384.10
NTPC Simhadri Stage I	3647.90	383.39	1539.18	1922.57
NTPC Simhadri Stage II	1735.34	257.91	717.81	975.72
NTPC Kudgi	1877.16	328.95	1062.55	1391.50
NLC TPS II Stage I	35.10	3.07	11.68	14.75
NLC TPS II Stage II	46.15	4.16	15.36	19.52
NNTPP	417.06	83.16	111.98	195.14
TSTPP Unit 1	9059.55	2026.80	3221.47	5248.27
Sub Total	21213.15	3455.19	8102.90	11558.09
Nuclear				
NPC Madras APS	158.73	0.00	43.11	43.11
NPC Kaiga APS Units 1 & 2	487.67	0.00	178.97	178.97
NPC Kaiga APS Units 3 & 4	518.62	0.00	136.56	136.56
NPC Kudankulam NPP Unit 2	359.11	0.00	158.97	158.97
NPC Kudankulam	32.25	0.00	14.28	14.28
Sub Total	1556.37	0.00	517.61	517.61
Bundled Power (Coal)				
JNNSM Phase 1	329.01	0.00	145.30	145.30
NTPC	1436.43	0.00	838.39	838.39
Sub Total	1765.44	0.00	983.69	983.69
Total CGS	24534.96	3455.19	9604.21	13059.39

Other Conventional Sources of Power

- 4.5.7 The AFC and variable charges per unit of SEIL (LT-1) have been considered based on the filings made by TGDISCOMs for FY2023-24, subject to prudence check at the time of true-up based on actuals. The tariff for SCCL TPP has been considered

as per MYT Order dated 28.06.2024 approved by the Commission for FY2024-25 to FY2028-29.

4.5.8 The cost of power procurement from other long-term sources approved by the Commission is as shown below:

Table 4-36: Power procurement cost from other long-term/short-term sources for FY2024-25 (Rs. crore)

Sl. No.	Name of the Station	Quantum	Fixed Cost	Variable Cost	Other Cost	Total
		MU	Rs. crore	Rs. crore	Rs. crore	Rs. crore
1	SEIL (LT- 1)	1709.97	314.15	483.95	0.00	798.10
2	STPP	7916.14	1358.60	3102.12	0.00	4460.72
	Total	9626.11	1672.75	3586.07	0.00	5258.82

Table 4-37: Power procurement cost from other long-term/short-term sources for FY 2025-26 (Rs. crore)

Sl. No.	Name of the Station	Quantum	Fixed Cost	Variable Cost	Other Cost	Total
		MU	Rs. crore	Rs. crore	Rs. crore	Rs. crore
1	SEIL (LT- 1)	1772.79	314.15	501.73	0.00	815.88
2	STPP	7916.14	1338.64	3102.12	0.00	4440.76
	Total	9688.93	1652.79	3603.85	0.00	5256.64

Table 4-38: Power procurement cost from other long-term/short-term sources for FY 2026-27 (Rs. crore)

Sl. No.	Name of the Station	Quantum	Fixed Cost	Variable Cost	Other Cost	Total
		MU	Rs. crore	Rs. crore	Rs. crore	Rs. crore
1	SEIL (LT- 1)	1772.79	314.15	501.73	0.00	815.88
2	STPP	7916.14	1319.40	3102.12	0.00	4421.52
	Total	9688.93	1633.55	3603.85	0.00	5237.40

Table 4-39: Power procurement cost from other long-term/short-term sources for FY 2027-28 (Rs. crore)

Sl. No.	Name of the Station	Quantum	Fixed Cost	Variable Cost	Other Cost	Total
		MU	Rs. crore	Rs. crore	Rs. crore	Rs. crore
1	SEIL (LT- 1)	1772.79	314.15	501.73	0.00	815.88
2	STPP	7916.14	1300.88	3102.12	0.00	4403.00
	Total	9688.93	1615.03	3603.85	0.00	5218.88

Table 4-40: Power procurement cost from other long-term/short-term sources for FY 2028-29 (Rs. crore)

Sl. No.	Name of the Station	Quantum	Fixed Cost	Variable Cost	Other Cost	Total
		MU	Rs. crore	Rs. crore	Rs. crore	Rs. crore
1	SEIL (LT- 1)	1772.79	314.15	501.73	0.00	815.88
2	STPP	7916.14	1283.26	3102.12	0.00	4385.38
	Total	9688.93	1597.41	3603.85	0.00	5201.26

Non-Conventional Energy Sources

- 4.5.9 The tariffs applicable for the respective non-conventional energy source has been considered for projecting the power procurement cost from NCE sources. The cost of power procurement from non-conventional energy sources approved by the Commission is as shown below:

Table 4-41: TGDiscoms-Power procurement cost from NCE sources for FY 2024-25 to FY 2028-29 (Rs. crore)

Source	TGSPDCL		TGNDPDCL	
	Quantum	Cost	Quantum	Cost
	MU	Rs. crore	MU	Rs. crore
Biomass	0.39	0.38	0.39	0.38
Bagasse	0.00	0.00	0.00	0.00
Municipal waste	90.74	75.48	0.00	0.00
Industrial waste	38.63	21.52	38.63	21.52
Wind	263.05	112.98	0.00	0.00
Mini Hydel	0.09	0.05	0.12	0.06
Solar	3209.13	1886.89	1426.47	838.73
Solar (JNNSM Phase I)	52.87	54.96	38.43	39.95
Solar (NTPC)	461.64	218.68	192.70	91.28
Solar (SECI)	461.64	189.50	192.70	79.10
Solar (NTPC, NHPC CPSU)Tr-III 1545 MW	1783.08	450.97	744.32	188.25
Solar (NTPC CPSU)Tr-I &II 1692 MW	1952.74	551.23	815.14	230.10
SECI (ISTS Tr IX 1000 MW)	1154.10	282.10	481.76	117.76
Total (A)	9468.49	3844.73	3930.66	1607.13

4.6 PURCHASE/SALE OF DEFICIT/SURPLUS ENERGY

- 4.6.1 Based on monthly energy requirement and energy availability it is observed that there will be energy deficit in some of the months while there will be surplus in some of the months. For such deficit/sale the Commission has considered short-term purchases/sale at the weighted average rate of exchange for FY 2023-24 of Rs. 5.12/kWh, subject to prudence check at the time of truing up.

- 4.6.2 The monthly merit order dispatch approved by the Commission is enclosed at Annexure-VII.

4.7 DISCOM WISE ALLOCATION OF ENERGY

- 4.7.1 The Commission has considered the share of TGSPDCL as 70.55% and TGNDPDCL as 29.45% of the total energy dispatched from conventional energy sources and common non-conventional sources as per G.O.Ms.No.20 dated 08.05.2014, based on the energy dispatched as per the merit order. The energy from non-conventional sources in TGDISCOMs area has been considered fully to the respective licensee in accordance with the approved PPAs between TGDISCOMs and the generators.

4.8 DISCOM TO DISCOM (D-D) ENERGY TRANSFER & D-D COST ADJUSTMENT

4.8.1 Since the power from the generating stations is dispatched on the basis of central dispatch for the entire State i.e., State Load Despatch Centre (SLDC), often the energy share of one TGDISCOMs happens to be utilised by another TGDISCOMs (TGDISCOM-to-TGDISCOM energy transfers). In the merit order process, the station-wise energy of one TGDISCOM is transferred to the other TGDISCOM.

4.9 POWER PURCHASE COST FOR FY 2024-25 TO FY 2028-29

4.9.1 Based on the above, the power purchase cost approved by the Commission for FY2024-25 to FY2028-29 is as shown below:

Table 4-42: Power purchase cost for TGSPDCL as approved by the Commission for FY 2024-25 (Rs. crore)

Source	Quantum	Fixed Cost	Variable Cost	Other Charges	Total
	MU	Rs. crore	Rs. crore	Rs. crore	Rs. crore
TGGenco	25661.77	3696.40	7596.62	988.55	12281.57
CSGS	17309.42	2437.63	6775.77	0.00	9213.40
Others	6791.22	1180.12	2529.97	0.00	3710.10
NCE	9244.82	0.00	3846.39	0.00	3846.39
D-D Purchase	92.46	0.00	47.34	0.00	47.34
Purchase of Shortfall Power	2025.97	0.00	989.96	0.00	989.96
D-D Sales	(1506.13)	0.00	(771.14)	0.00	(771.14)
Sale of Surplus power	(1696.70)	0.00	(97.57)	0.00	(97.57)
Total	59336.50	7314.16	20917.34	988.55	29220.04

Table 4-43: Power purchase cost for TGSPDCL as approved by the Commission for FY 2025-26 (Rs. crore)

Source	Quantum	Fixed Cost	Variable Cost	Other Charges	Total
	MU	Rs. crore	Rs. crore	Rs. crore	Rs. crore
TGGenco	43479.37	9178.63	13848.56	1074.55	24101.74
CSGS	17309.42	2437.63	6775.77	0.00	9213.40
Others	6835.54	1166.04	2542.52	0.00	3708.56
NCE	9244.82	0.00	3846.39	0.00	3846.39
D-D Purchase	2609.65	0.00	1336.14	0.00	1336.14
Purchase of Shortfall Power	0.00	0.00	0.00	0.00	0.00
D-D Sales	(2570.31)	0.00	(1316.00)	0.00	(1316.00)
Sale of Surplus power	(13781.91)	0.00	(7056.34)	0.00	(7056.34)
Total	63087.24	12782.30	19956.90	1074.55	33813.75

Table 4-44: Power purchase cost for TGSPDCL as approved by the Commission for FY 2026-27 (Rs. crore)

Source	Quantum	Fixed Cost	Variable Cost	Other Charges	Total
	MU	Rs. crore	Rs. crore	Rs. crore	Rs. crore
TGGenco	43479.37	9047.44	14125.53	1164.71	24337.68
CSGS	17309.42	2437.63	6775.77	0.00	9213.40
Others	6835.54	1152.47	2542.52	0.00	3694.98

Source	Quantum	Fixed Cost	Variable Cost	Other Charges	Total
	MU	Rs. crore	Rs. crore	Rs. crore	Rs. crore
NCE	9244.82	0.00	3846.39	0.00	3846.39
D-D Purchase	2609.65	0.00	1336.14	0.00	1336.14
Purchase of Shortfall Power	0.00	0.00	0.00	0.00	0.00
D-D Sales	(2570.31)	0.00	(1316.00)	0.00	(1316.00)
Sale of Surplus power	(9713.74)	0.00	(4973.43)	0.00	(4973.43)
Total	67155.41	12637.54	22316.77	1164.71	36119.02

Table 4-45: Power purchase cost for TGSPDCL as approved by the Commission for FY 2027-28 (Rs. crore)

Source	Quantum	Fixed Cost	Variable Cost	Other Charges	Total
	MU	Rs. crore	Rs. crore	Rs. crore	Rs. crore
TGGenco	43479.37	8982.73	14408.05	1283.34	24674.12
CSGS	17309.42	2437.63	6775.77	0.00	9213.40
Others	6835.54	1139.40	2542.52	0.00	3681.92
NCE	9244.82	0.00	3846.39	0.00	3846.39
D-D Purchase	2609.65	0.00	1336.14	0.00	1336.14
Purchase of Shortfall Power	0.00	0.00	0.00	0.00	0.00
D-D Sales	(2570.31)	0.00	(1316.00)	0.00	(1316.00)
Sale of Surplus power	(2725.29)	0.00	(1395.35)	0.00	(1395.35)
Total	71573.55	12559.77	24861.36	1283.34	38704.47

Table 4-46: Power purchase cost for TGSPDCL as approved by the Commission for FY 2028-29 (Rs. crore)

Source	Quantum	Fixed Cost	Variable Cost	Other Charges	Total
	MU	Rs. crore	Rs. crore	Rs. crore	Rs. crore
TGGenco	43479.37	8904.72	14696.21	1397.21	24998.14
CSGS	17309.42	2437.63	6775.77	0.00	9213.40
Others	6835.54	1126.97	2542.52	0.00	3669.49
NCE	9244.82	0.00	3846.39	0.00	3846.39
D-D Purchase	2609.65	0.00	1336.14	0.00	1336.14
Purchase of Shortfall Power	0.00	0.00	0.00	0.00	0.00
D-D Sales	(2570.31)	0.00	(1316.00)	0.00	(1316.00)
Sale of Surplus power	(491.08)	0.00	(251.43)	0.00	(251.43)
Total	76378.07	12469.33	27609.44	1397.21	41475.98

Table 4-47: Power purchase cost for TGSPDCL as approved by the Commission for FY 2024-25 (Rs. crore)

Source	Quantum	Fixed Cost	Variable Cost	Other Charges	Total
	MU	Rs.crore	Rs.crore	Rs.crore	Rs.crore
TGGenco	10712.11	1543.00	3171.09	412.65	5126.75
CSGS	7225.55	1017.55	2828.44	0.00	3845.99
Others	2834.89	492.62	1056.10	0.00	1548.72
NCE	3859.11	0.00	1605.61	0.00	1605.61
D-D Purchase	1506.13	0.00	771.14	0.00	771.14
Purchase of	0.00	0.00	0.00	0.00	0.00

Shortfall Power					
D-D Sales	(92.46)	0.00	(47.34)	0.00	(47.34)
Sale of Surplus power	(2734.45)	0.00	(1352.70)	0.00	(1352.70)
Total	23395.54	3053.18	8028.36	412.65	11494.19

Table 4-48: Power purchase cost for TGNPDCL as approved by the Commission for FY 2025-26 (Rs. crore)

Source	Quantum	Fixed Cost	Variable Cost	Other Charges	Total
	MU	Rs.crore	Rs.crore	Rs.crore	Rs.crore
TGGenco	18149.79	3831.47	5780.87	448.56	10060.90
CSGS	7225.55	1017.55	2828.44	0.00	3845.99
Others	2853.39	486.75	1061.33	0.00	1548.08
NCE	3859.11	0.00	1605.61	0.00	1605.61
D-D Purchase	2570.31	0.00	1316.00	0.00	1316.00
Purchase of Shortfall Power	0.00	0.00	0.00	0.00	0.00
D-D Sales	(2609.65)	0.00	(1336.14)	0.00	(1336.14)
Sale of Surplus power	(7886.65)	0.00	(4037.96)	0.00	(4037.96)
Total	24201.18	5335.77	7238.29	448.56	13022.62

Table 4-49: Power purchase cost for TGNPDCL as approved by the Commission for FY 2026-27 (Rs. crore)

Source	Quantum	Fixed Cost	Variable Cost	Other Charges	Total
	MU	Rs.crore	Rs.crore	Rs.crore	Rs.crore
TGGenco	18149.79	3776.71	5896.48	486.19	10159.39
CSGS	7225.55	1017.55	2828.44	0.00	3845.99
Others	2853.39	481.08	1061.33	0.00	1542.41
NCE	3859.11	0.00	1605.61	0.00	1605.61
D-D Purchase	2570.31	0.00	1316.00	0.00	1316.00
Purchase of Shortfall Power	0.00	0.00	0.00	0.00	0.00
D-D Sales	(2609.65)	0.00	(1336.14)	0.00	(1336.14)
Sale of Surplus power	(7041.29)	0.00	(3605.14)	0.00	(3605.14)
Total	25046.54	5275.34	7786.73	486.19	13548.26

Table 4-50: Power purchase cost for TGNPDCL as approved by the Commission for FY 2027-28 (Rs. crore)

Source	Quantum	Fixed Cost	Variable Cost	Other Charges	Total
	MU	Rs.crore	Rs.crore	Rs.crore	Rs.crore
TGGenco	18149.79	3749.70	6014.41	535.71	10299.83
CSGS	7225.55	1017.55	2828.44	0.00	3845.99
Others	2853.39	475.63	1061.33	0.00	1536.96
NCE	3859.11	0.00	1605.61	0.00	1605.61
D-D Purchase	2570.31	0.00	1316.00	0.00	1316.00
Purchase of Shortfall Power	0.00	0.00	0.00	0.00	0.00
D-D Sales	(2609.65)	0.00	(1336.14)	0.00	(1336.14)

Source	Quantum	Fixed Cost	Variable Cost	Other Charges	Total
	MU	Rs.crore	Rs.crore	Rs.crore	Rs.crore
Sale of Surplus power	(3544.05)	0.00	(1814.55)	0.00	(1814.55)
Total	25934.14	5242.88	8359.11	535.71	14137.70

Table 4-51: Power purchase cost for TGNPDCL for FY 2028-29

Source	Quantum	Fixed Cost	Variable Cost	Other Charges	Total
	MU	Rs.crore	Rs.crore	Rs.crore	Rs.crore
TGGenco	18149.79	3717.14	6134.70	583.24	10435.08
CSGS	7225.55	1017.55	2828.44	0.00	3845.99
Others	2853.39	470.44	1061.33	0.00	1531.77
NCE	3859.11	0.00	1605.61	0.00	1605.61
D-D Purchase	2570.31	0.00	1316.00	0.00	1316.00
Purchase of Shortfall Power	0.00	0.00	0.00	0.00	0.00
D-D Sales	(2609.65)	0.00	(1336.14)	0.00	(1336.14)
Sale of Surplus power	(5221.16)	0.00	(2673.23)	0.00	(2673.23)
Total	26866.67	5205.13	8956.85	583.24	14745.22

Table 4-52: Power purchase cost for TGDISCOMS as approved by the Commission for FY 2024-25 (Rs. crore)

Source	Quantum	Fixed Cost	Variable Cost	Other Charges	Total
	MU	Rs.crore	Rs.crore	Rs.crore	Rs.crore
TGGenco	36373.88	5239.40	10767.71	1401.20	17408.32
CSGS	24534.96	3455.19	9604.21	0.00	13059.39
Others	9626.11	1672.75	3586.07	0.00	5258.82
NCE	13103.93	0.00	5452.00	0.00	5452.00
Purchase of Shortfall Power	3524.31	0.00	1804.45	0.00	1804.45
Sale of Surplus power	(4431.14)	0.00	(2268.75)	0.00	(2268.75)
Total	82732.04	10367.34	28945.69	1401.20	40714.23

Table 4-53: Power purchase cost for TGDISCOMS as approved by the Commission for FY 2025-26 (Rs. crore)

Source	Quantum	Fixed Cost	Variable Cost	Other Charges	Total
	MU	Rs.crore	Rs.crore	Rs.crore	Rs.crore
TGGenco	61629.16	13010.10	19629.43	1523.11	34162.64
CSGS	24534.96	3455.19	9604.21	0.00	13059.39
Others	9688.93	1652.79	3603.85	0.00	5256.64
NCE	13103.93	0.00	5452.00	0.00	5452.00
Purchase of Shortfall Power	204.02	0.00	104.46	0.00	104.46
Sale of Surplus power	(21872.58)	0.00	(11198.76)	0.00	(11198.76)
Total	87288.42	18118.08	27195.18	1523.11	46836.37

Table 4-54: Power purchase cost for TGDISCOMS as approved by the Commission for FY 2026-27 (Rs. crore)

Source	Quantum	Fixed Cost	Variable Cost	Other Charges	Total
	MU	Rs.crore	Rs.crore	Rs.crore	Rs.crore
TGGenco	61629.16	12824.15	20022.02	1650.90	34497.07
CSGS	24534.96	3455.19	9604.21	0.00	13059.39
Others	9688.93	1633.55	3603.85	0.00	5237.40
NCE	13103.93	0.00	5452.00	0.00	5452.00
Purchase of Shortfall Power	643.16	0.00	329.30	0.00	329.30
Sale of Surplus power	(17398.19)	0.00	(8907.88)	0.00	(8907.88)
Total	92201.95	17912.89	30103.50	1650.90	49667.29

Table 4-55: Power purchase cost for TGDISCOMS as approved by the Commission for FY 2027-28 (Rs. crore)

Source	Quantum	Fixed Cost	Variable Cost	Other Charges	Total
	MU	Rs.crore	Rs.crore	Rs.crore	Rs.crore
TGGenco	61629.16	12732.43	20422.46	1819.05	34973.94
CSGS	24534.96	3455.19	9604.21	0.00	13059.39
Others	9688.93	1615.03	3603.85	0.00	5218.88
NCE	13103.93	0.00	5452.00	0.00	5452.00
Purchase of Shortfall Power	1406.30	0.00	720.03	0.00	720.03
Sale of Surplus power	(12855.60)	0.00	(6582.07)	0.00	(6582.07)
Total	97507.68	17802.65	33220.47	1819.05	52842.17

Table 4-56: Power purchase cost for TGDISCOMS as approved by the Commission for FY 2028-29 (Rs. crore)

Source	Quantum	Fixed Cost	Variable Cost	Other Charges	Total
	MU	Rs.crore	Rs.crore	Rs.crore	Rs.crore
TGGenco	61629.16	12621.86	20830.91	1980.45	35433.22
CSGS	24534.96	3455.19	9604.21	0.00	13059.39
Others	9688.93	1597.41	3603.85	0.00	5201.26
NCE	13103.93	0.00	5452.00	0.00	5452.00
Purchase of Shortfall Power	2761.14	0.00	1413.70	0.00	1413.70
Sale of Surplus power	(8473.38)	0.00	(4338.37)	0.00	(4338.37)
Total	103244.74	17674.46	36566.30	1980.45	56221.20

4.9.2 The average power Procurement price per unit of electricity for FY 2024-25 works out to Rs. 4.92/kWh comprising of fixed component of Rs. 1.25/kWh, variable component of Rs. 3.50/kWh and other charges of Rs. 0.17/kWh.

4.10 DISTRIBUTION COST

TGDISCOM' Submissions

- 4.10.1 TGDIscoms submitted that they have claimed the distribution cost for FY 2024-25 to FY 2028-29 as per Regulation No. 2 of 2023. TGDIscoms further stated that wherever required, actual data of financial years from FY 2019-20 to FY 2023-24 were considered for inputs for arriving at relevant projections for FY 2024-25 to FY 2028-29.

Table 4-57: Distribution Cost as claimed by TGDISCOMS for FY 2024-25 to FY 2028-29 (Rs. crore)

Distribution Cost- Wheeling Business	FY 2024-25	FY 2025-26	FY 2026-27	FY 2027-28	FY 2028-29
TGSPDCL	5100.36	5874.88	7577.74	8780.12	10056.38
TGNPDCL	3329.32	3736.95	4732.71	5317.99	5935.36

Commission's View

- 4.10.2 As per Clause 77 of Regulation No. 2 Of 2023, every distribution licensee shall maintain separate accounting records for Wheeling Business and Retail Supply Business and shall prepare an Allocation Statement to enable the Commission to determine the Tariff separately for Distribution Wheeling Business and Retail Supply of electricity, whereas, in case complete accounting segregation has not been done between the Wheeling Business and Retail Supply Business of the distribution licensee, the Aggregate Revenue Requirement of the distribution licensee shall be apportioned between the Wheeling Business and Retail Supply Business in accordance with the following Allocation Matrix specified in the Regulation No. 2 of 2023. The allocation matrix is as follows:

Particulars	Wheeling Business (%)	Retail Supply Business (%)
<i>Power Purchase Expenses</i>	0%	100%
<i>Inter-State Transmission Charges</i>	0%	100%
<i>Intra-State Transmission Charges</i>	0%	100%
<i>Operation & Maintenance Expenses</i>	90%	10%
<i>Depreciation</i>	90%	10%
<i>Interest and finance charges on Loan</i>	90%	10%
<i>Interest on working capital</i>	90%	10%
<i>Return on Equity</i>	90%	10%

4.10.3 The Commission observed that TGDIsComs has no sperate accounts for Wheeling Business and Retail Supply Business and TGDIsComs prepare combined accounts for Wheeling Business and Retail Supply Business. Thus, the Commission has approved the ARR for Wheeling Business and Retail Supply Business as per allocation matrix. The ARR for Wheeling Business is approved by the Commission for FY 2024-25 to FY 2028-29 in accordance to Clause 77.1 of Regulation No. 2 of 2023 and the same is considered as Distribution cost for FY 2024-25 to FY 2028-29.

Table 4-58: Distribution Cost-Wheeling Business as approved by the Commission for TGDISCOMS for FY 2024-25 to FY 2028-29 (Rs. crore)

Distribution Cost-Wheeling Business	FY 2024-25	FY 2025-26	FY 2026-27	FY 2027-28	FY 2028-29
TGSPDCL	4213.80	4684.44	5133.68	5616.47	6134.02
TGNPDCL	2822.25	3186.90	3525.84	3886.78	4275.51

4.11 INTER-STATE TRANSMISSION CHARGES

TGDISCOM' Submissions

4.11.1 TGDIsComs submitted that they have been making the payments in every month towards utilization of Inter-State Transmission network based on the determination of POC rates applicable to Telangana. However, due to change in regime from LTA (Long Term Access) to GNA (General Network Access), the monthly Inter-State Transmission charges of PGCIL have increased in December' 2023. The average of monthly PGCIL charges for Telangana from December' 2023 to March' 2024 released by Grid controller of India has been considered for projection of PGCIL charges for FY 2024-25. Further, a 5% escalation every year has been considered for projection of PGCIL charges from FY 2025-26 to FY 2028-29.

Table 4-59: Inter State Transmission System (ISTS) charges as Claimed for TGSPDCL for FY 2024-25 to FY 2028-29 (Rs. crore)

Particulars	FY 2024-25	FY 2025-26	FY 2026-27	FY 2027-28	FY 2028-29
Inter-State Transmission Charges	1624.06	1702.37	1789.85	1880.16	1973.99

Table 4-60: Inter State Transmission System (ISTS) charges as Claimed for TGNPDCL for FY 2024-25 to FY 2028-29 (Rs. crore)

Particulars	FY 2024-25	FY 2025-26	FY 2026-27	FY 2027-28	FY 2028-29
Inter-State Transmission Charges	677.79	710.63	747.15	784.84	824.01

Commission's View

- 4.11.2 The Commission has scrutinized the submission made by TGDIscoms and approved the Intra-State Transmission Charges for FY 2024-25 to FY 2028-29 as claimed by TGDISCOMs, subject to prudence check at the time of truing up.

Table 4-61: Inter State Transmission System (ISTS) charges as approved for TGSPDCL for FY 2024-25 to FY 2028-29 (Rs. crore)

Particulars	FY 2024-25	FY 2025-26	FY 2026-27	FY 2027-28	FY 2028-29
Inter-State Transmission Charges	1624.06	1702.37	1789.85	1880.16	1973.99

Table 4-62: Inter State Transmission System (ISTS) charges as approved for TGNPDCL for FY 2024-25 to FY 2028-29 (Rs. crore)

Particulars	FY 2024-25	FY 2025-26	FY 2026-27	FY 2027-28	FY 2028-29
Inter-State Transmission Charges	677.94	710.63	747.15	784.84	824.01

4.12 INTRA-STATE TRANSMISSION CHARGES

TGDISCOM' Submissions

- 4.12.1 TGDIscoms has claimed the Intra-State Transmission System (InSTS) charges for FY 2024-25 to FY 2028-29 in accordance with TGTRANSCO MYT filings for Transmission Business.

Table 4-63: Intra-State Transmission Charges as claimed by TGSPDCL for FY 2024-25 to FY 2028-29 (Rs. crore)

Particulars	FY 2024-25	FY 2025-26	FY 2026-27	FY 2027-28	FY 2028-29
Intra-State Transmission Charges	2095.34	2829.06	3145.82	3533.85	3875.31

Table 4-64: Intra-State Transmission Charges as claimed by TGNPDCL for FY 2024-25 to FY 2028-29 (Rs. crore)

Particulars	FY 2024-25	FY 2025-26	FY 2026-27	FY 2027-28	FY 2028-29
Intra-State Transmission Charges	874.57	1180.95	1313.18	1475.15	1617.69

Commission's View

- 4.12.2 The Commission has approved the ARR for TGTransco of Transmission Business for FY 2024-25 to FY 2028-29 in accordance to Clause 69.1 of Regulation No. 2 of 2023 and the same is considered as Intra-State Transmission Charges,

apportioned to TGDIscoms share (net of Open Access Customers) for FY 2024-25 to FY 2028-29.

Table 4-65: Intra-State Transmission Charges as approved by the Commission for TGSPDCL for FY 2024-25 to FY 2028-29 (Rs. crore)

Particulars	FY 2024-25	FY 2025-26	FY 2026-27	FY 2027-28	FY 2028-29
Intra-State Transmission Charges	2201.88	2400.26	2453.92	2484.12	2559.85

Table 4-66: Intra-State Transmission Charges as approved by the Commission for TGNPDCL for FY 2024-25 to FY 2028-29 (Rs. crore)

Particulars	FY 2024-25	FY 2025-26	FY 2026-27	FY 2027-28	FY 2028-29
Intra-State Transmission Charges	919.14	1001.95	1024.35	1036.96	1068.57

4.13 SLDC CHARGES

TGDISCOM' Submissions

- 4.13.1 TGDIscoms has claimed the SLDC charges for FY 2024-25 to FY 2028-29 as per TGTRANSCO MYT filings for SLDC Business.

Table 4-67: SLDC charges as claimed by TGSPDCL for FY 2024-25 to FY 2028-29 (Rs. crore)

Particulars	FY 2024-25	FY 2025-26	FY 2026-27	FY 2027-28	FY 2028-29
SLDC Charges	58.97	62.90	77.79	80.48	83.33

Table 4-68: SLDC charges as claimed by TGNPDCL for FY 2024-25 to FY 2028-29 (Rs. crore)

Particulars	FY 2024-25	FY 2025-26	FY 2026-27	FY 2027-28	FY 2028-29
SLDC Charges	24.62	26.26	32.47	33.60	34.78

Commission's View

- 4.13.2 The Commission has approved the ARR of TGTransco for SLDC Business for FY 2024-25 to FY 2028-29 in accordance to Clause 97.1 of Regulation No. 2 of 2023 and the same is considered as SLDC Charges, apportioned to TGDIscoms share (net of Open Access Customers) for FY 2024-25 to FY 2028-29.

Table 4-69: SLDC Charges approved by the Commission for TGSPDCL for FY 2024-25 to FY 2028-29 (Rs. crore)

Particulars	FY 2024-25	FY 2025-26	FY 2026-27	FY 2027-28	FY 2028-29
SLDC Charges (TGSPDCL Share)	38.80	47.69	58.28	60.71	62.50

Table 4-70: SLDC Charges approved by the Commission for TGNPDCL for FY 2024-25 to FY 2028-29 (Rs. crore)

Particulars	FY 2024-25	FY 2025-26	FY 2026-27	FY 2027-28	FY 2028-29
SLDC Charges (TGNPDCL Share)	16.19	19.91	24.33	25.34	26.09

4.14 O&M EXPENSES

Commission's View

- 4.14.1 The Commission in the Wheeling Order has allocated 10% of the O&M Expenses of Distribution to Retail Supply Business as given in table below:

Table 4-71: O&M Expenses allocated to Retail Supply Business for TGDIsoms for FY 2024-25 to FY 2028-29 (Rs. crore)

Particulars	FY 2024-25	FY 2025-26	FY 2026-27	FY 2027-28	FY 2028-29
TGSPDCL	358.56	381.44	405.93	432.17	460.26
TGNPDCL	262.34	279.50	297.72	317.23	338.19

4.15 DEPRECIATION

Commission's View

- 4.15.1 The Commission in the Wheeling Order has allocated 10% of the Depreciation of Distribution to Retail Supply Business as given in table below:

Table 4-72: Depreciation allocated to Retail Supply Business for TGDIsoms for FY 2024-25 to FY 2028-29 (Rs. crore)

Particulars	FY 2024-25	FY 2025-26	FY 2026-27	FY 2027-28	FY 2028-29
TGSPDCL	53.54	64.83	74.51	85.02	96.12
TGNPDCL	31.74	39.31	45.94	53.12	60.84

4.16 INTEREST AND FINANCE CHARGES ON LOAN

Commission's View

- 4.16.1 The Commission in the Wheeling Order has allocated 10% of the Interest and Finance Charges on loan of Distribution to Retail Supply Business as given in table below:

Table 4-73: Interest and Finance Charges on Loan allocated to Retail Supply Business for TGDIsoms for FY 2024-25 to FY 2028-29 (Rs. crore)

Particulars	FY 2024-25	FY 2025-26	FY 2026-27	FY 2027-28	FY 2028-29
TGSPDCL	46.96	53.47	61.54	70.00	79.12
TGNPDCL	24.42	32.46	39.84	47.37	55.27

4.17 INTEREST ON WORKING CAPITAL

Commission's View

- 4.17.1 As TGDIsoms has not claimed any interest on working capital, thus the Commission has not considered any interest on working capital for Retail Supply Business.

4.18 INTEREST ON CONSUMER SECURITY DEPOSIT

TGDISCOM' Submissions

- 4.18.1 TGDIsoms has claimed the Interest on Consumer Security Deposit for FY 2024-25 at the rate of interest as notified by the Reserve Bank of India from time to time for payment of interest on security deposits. The Interest on Consumer Security Deposit claimed by TGDIsoms for FY 2024-25 to FY 2028-29 is as follows:

Table 4-74: Interest on consumer Security Deposit claimed for TGSPDCL for FY 2024-25

Particulars	FY 2024-25	FY 2025-26	FY 2026-27	FY 2027-28	FY 2028-29
Interest on Consumer Security Deposits	323.69	333.40	343.40	353.70	364.31

Table 4-75: Interest on consumer Security Deposit claimed for TGNPDCL for FY 2024-25

Particulars	FY 2024-25	FY 2025-26	FY 2026-27	FY 2027-28	FY 2028-29
Interest on Consumer Security Deposits	99.45	112.96	128.31	145.74	165.53

Commission's View

- 4.18.2 The Commission observed that TGDIsoms has claimed the Interest on Consumer Security Deposit for FY 2024-25 in line to the rate of interest as notified by the Reserve Bank of India from time to time for payment of interest on security deposits. Accordingly, the Commission has approved the interest on consumer security deposit for FY 2024-25 to FY 2028-29, subject to truing up on actuals at the time of APR/True up.

Table 4-76: Interest on consumer Security Deposit approved by the Commission for TGSPDCL for FY 2024-25

Particulars	FY 2024-25	FY 2025-26	FY 2026-27	FY 2027-28	FY 2028-29
Interest on Consumer Security Deposits	323.69	333.40	343.40	353.70	364.31

Table 4-77: Interest on consumer Security Deposit approved by the Commission for TGNPDCL for FY 2024-25

Particulars	FY 2024-25	FY 2025-26	FY 2026-27	FY 2027-28	FY 2028-29
Interest on Consumer Security Deposits	99.45	112.96	128.31	145.74	165.53

4.19 RETURN ON EQUITY

Commission's View

- 4.19.1 The Commission in the Wheeling Order has allocated 10% of the Return on Equity of Distribution to Retail Supply Business as given in table below:

Table 4-78: Return on Equity allocated to Retail Supply Business for TGDIscoms for FY 2024-25 to FY 2028-29 (Rs. crore)

Particulars	FY 2024-25	FY 2025-26	FY 2026-27	FY 2027-28	FY 2028-29
TGSPDCL	16.88	27.86	34.93	42.69	51.14
TGNPDCL	8.42	15.90	21.21	26.93	33.23

4.20 NON-TARIFF INCOME

TGDISCOM' Submissions

- 4.20.1 TGDIscoms has claimed the Non-Tariff Income as follows:

Table 4-79: Non-Tariff Income claimed by TGDIscoms for FY 2024-25 (Rs. crore)

Particulars	FY 2024-25
TGSPDCL	79.80
TGNPDCL	51.00

Commission's View

- 4.20.2 The Commission has scrutinized the submission made by TGDIscoms and observed that the claim value of TGDIscoms is on lower side. The Commission has reassessed the Non-Tariff Income (NTI) for FY 2024-25. Further, for future years of control period, the Commission has considered 5% escalation to derive the Non-Tariff Income as follows:

Table 4-80: Non-Tariff Income approved for FY 2024-25

(Rs. crore)

Particulars	FY 2024-25	FY 2025-26	FY 2026-27	FY 2027-28	FY 2028-29
TGSPDCL	151.19	158.75	166.69	175.02	183.77
TGNPDCL	119.88	125.87	132.15	138.78	145.71

4.21 AGGREGATE REVENUE REQUIREMENT

4.21.1 Based on the above approved tariff components i.e. Power Purchase Cost, Inter-State Transmission Charges, Intra-State Transmission Charges, SLDC Charges, Distribution Cost-Wheeling Business and apportioned Operation & Maintenance Expenses, Depreciation, Interest & Finance Charges on Loan, Return on Equity, Interest on Working Capital with respect to Retail Supply Business, the ARR claimed by TGDISCOMs for Retail Supply Business and approved by the Commission for FY 2024-25 to FY 2028-29 is as shown below:




Table 4-81: Aggregate Revenue Requirement (ARR) claimed by TGSPDCL and approved by the Commission from FY 2024-25 to FY 2028-29 (Rs. crore)

ARR- Retail Business Supply (TGSPDCL)											
		Petitioner Submission					Approved				
S. No.	Particulars	FY 2024-25	FY 2025-26	FY 2026-27	FY 2027-28	FY 2028-29	FY 2024-25	FY 2025-26	FY 2026-27	FY 2027-28	FY 2028-29
1	Power Purchase Expenses	31023.50	37521.36	41029.46	46192.30	50784.43	29220.04	33813.75	36119.02	38704.47	41475.98
2	Inter-State Transmission Charges	1624.06	1702.37	1789.85	1880.16	1973.99	1624.06	1702.37	1789.85	1880.16	1973.99
3	Intra-State Transmission Charges	2095.34	2829.06	3145.82	3533.85	3875.31	2201.88	2400.26	2453.92	2484.12	2559.85
4	SLDC Charges	58.97	62.79	77.61	80.43	83.25	38.80	47.69	58.28	60.71	62.50
5	Distribution Cost- Wheeling Business	5100.36	5874.88	7577.74	8780.12	10056.38	4213.80	4684.44	5133.68	5616.47	6134.02
6	Operation & Maintenance Expenses-Retail Supply Business	390.79	419.27	526.05	565.44	607.72	358.56	381.44	405.93	432.17	460.26
7	Depreciation- Retail Supply Business	97.56	120.54	152.57	190.27	230.98	53.54	64.83	74.51	85.02	96.12
8	Interest and Finance Charges on Loan- Retail Supply Business	53.49	70.96	97.18	127.26	157.70	46.96	53.47	61.54	70.00	79.12
9	Interest on Working Capital- Retail Supply Business	0.00	0.00	0.00	0.00	0.00	0.00	0.00	0.00	0.00	0.00
10	Return on Equity- Retail Supply Business	26.45	40.19	58.69	80.69	104.45	16.88	27.86	34.93	42.69	51.14
11	Non-Tariff Income	79.80					151.16	158.71	166.65	174.98	183.73
12	Interest on Consumer Security Deposits- Retail Supply Business	323.69	333.40	343.40	353.70	364.31	323.69	333.40	343.40	353.70	364.31
13	Aggregate Revenue Requirement (ARR)	40714.41	48974.81	54798.37	61784.21	68238.52	37947.03	43350.80	46308.42	49554.53	53073.56

**Table 4-82: Aggregate Revenue Requirement (ARR) claimed and approved for TGNPDCL from FY 2024-25 to FY 2028-29
(Rs. Crore)**

ARR- Retail Business Supply (TGNPDCL)											
		Petitioner Submission					Approved				
S. No.	Particulars	FY 2024-25	FY 2025-26	FY 2026-27	FY 2027-28	FY 2028-29	FY 2024-25	FY 2025-26	FY 2026-27	FY 2027-28	FY 2028-29
1	Power Purchase Expenses	11678.71	14092.13	14691.39	15621.35	16164.30	11494.19	13022.62	13548.26	14137.70	14745.22
2	Inter-State Transmission Charges	677.79	710.63	747.15	784.84	824.01	677.94	710.63	747.15	784.84	824.01
3	Intra-State Transmission Charges	874.57	1180.95	1313.18	1475.15	1617.69	919.14	1001.95	1024.35	1036.96	1068.57
4	SLDC Charges	24.62	26.26	32.47	33.60	34.78	16.19	19.91	24.33	25.34	26.09
5	Distribution Cost- Wheeling Business	3329.32	3736.95	4732.71	5317.99	5935.36	2822.25	3186.90	3525.84	3886.78	4275.51
6	Operation & Maintenance Expenses- Retail Supply Business	291.94	313.67	391.83	421.27	452.76	262.34	279.50	297.72	317.23	338.19
7	Depreciation- Retail Supply Business	43.02	51.37	64.51	79.03	95.56	31.74	39.31	45.94	53.12	60.84
8	Interest and Finance Charges on Loan- Retail Supply Business	35.52	45.05	56.08	68.50	80.15	24.42	32.46	39.84	47.37	55.27
9	Interest on Working Capital- Retail Supply Business	10.56	15.73	22.24	30.03	38.02	0.00	0.00	0.00	0.00	0.00
10	Return on Equity- Retail Supply Business	0.00	0.00	12.15	25.33	37.29	8.42	15.90	21.21	26.93	33.23
11	Non-Tariff Income	51.00					119.85	125.84	132.13	138.74	145.67
12	Interest on Consumer Security Deposits- Retail Supply Business	99.45	112.96	128.31	145.74	165.53	99.45	112.96	128.31	145.74	165.53
13	Aggregate Revenue Requirement (ARR)	17014.49	20285.69	22192.03	24002.83	25445.46	16236.25	18296.30	19270.82	20323.28	21446.79

Table 4-83: Aggregate Revenue Requirement (ARR) claimed by TGDISCOM and approved by the Commission from FY 2024-25 to FY 2028-29 (Rs. crore)

ARR- Retail Business Supply (TGDISCOMS)											
		Petitioner Submission					Approved				
S. No.	Particulars	FY 2024-25	FY 2025-26	FY 2026-27	FY 2027-28	FY 2028-29	FY 2024-25	FY 2025-26	FY 2026-27	FY 2027-28	FY 2028-29
1	Power Purchase Expenses	42702.21	51613.49	55720.85	61813.65	66948.73	40714.23	46836.37	49667.29	52842.17	56221.20
2	Inter-State Transmission Charges	2301.85	2413.00	2537.00	2665.00	2798.00	2302.00	2413.00	2537.00	2665.00	2798.00
3	Intra-State Transmission Charges	2969.91	4010.00	4459.00	5009.00	5493.00	3121.02	3402.21	3478.28	3521.07	3628.42
4	SLDC Charges	83.59	89.05	110.08	114.02	118.03	54.99	67.60	82.61	86.05	88.59
5	Distribution Cost- Wheeling Business	8429.68	9611.83	12310.45	14098.11	15991.74	7036.05	7871.34	8659.52	9503.25	10409.53
6	Operation & Maintenance Expenses- Retail Supply Business	682.73	732.94	917.88	986.71	1060.49	620.90	660.94	703.65	749.40	798.45
7	Depreciation- Retail Supply Business	140.58	171.91	217.08	269.30	326.53	85.28	104.14	120.45	138.14	156.96
8	Interest and Finance Charges on Loan- Retail Supply Business	89.01	116.01	153.26	195.76	237.85	71.39	85.93	101.38	117.37	134.38
9	Interest on Working Capital- Retail Supply Business	10.56	15.73	22.24	30.03	38.02	0.00	0.00	0.00	0.00	0.00
10	Return on Equity- Retail Supply Business	26.45	40.19	70.84	106.02	141.74	25.30	43.76	56.14	69.63	84.37
11	Non-Tariff Income	130.80	0.00	0.00	0.00	0.00	271.00	284.55	298.78	313.72	329.40
12	Interest on Consumer Security Deposits- Retail Supply Business	423.14	446.36	471.71	499.44	529.85	423.14	446.36	471.71	499.44	529.85
13	Aggregate Revenue Requirement (ARR)	57728.90	69260.50	76990.39	85787.04	93683.98	54183.28	61647.10	65579.24	69877.81	74520.35

CHAPTER-5 COST OF SERVICE FOR FY 2024-25

5.1 COST OF SERVICE

TGDISCOM' Submissions

- 5.1.1 The TGDISCOMs have computed the Cost of Service (CoS) for each category based on embedded cost methodology. The CoS has been determined based on the average of morning and evening peaks. They have also utilised the Class Load Factor and Maximum Coincident factor peak demand for each category to arrive at the CoS.
- 5.1.2 The Discom peak demands, both coincident and non-coincident are estimated using basic load shape synthesis model. Load shapes of different categories of consumers are constructed based on the Load Shapes data collected from the field. TGSPDCL has estimated the average unit cost of supplying the customers at Rs 7.37/kWh. Below Table shows the allocated expenditure for each category of service and Cost of Service for each category.

Table 5-1: Cost of Service for each category as submitted by TGSPDCL for FY2024-25

Category Name	Total Costs (Rs. crore)	Total Sales (MU)	Cost of Supply (INR/kWh)
LT Category			
Domestic	9,500	11,474	8.28
Commercial	3,575	4,148	8.62
Industry	915	1,036	8.83
Cottage Industry	8	10	8.87
Agriculture	11,120	12,467	8.92
Street Lighting & PWS	446	507	8.80
Others (General & Temporary)	219	259	8.43
EVs	2	3	7.29
Total LT	25,786	29,903	8.62
HT 11 kV			
Industry General	3,154	4,687	6.73
Ferro Alloy Units	0.2	0.3	6.72
Others	1,640	2,551	6.43
Airports, Bus Stations and Railways Stations	3	5	6.87
Lift Irrigation & Agriculture	111	167	6.66
HT VI: Townships & Residential Colonies	167	257	6.51
Temporary & EVs	153	236	6.47
Wholly Religious Places	0.2	0.3	5.50
Total HT 11 kV	5,229	7,904	6.61
HT (33kV)			
Industry General	3,874	6,874	5.64
Ferro Alloy Units	2	-	-
Others	1,061	1,830	5.80

Category Name	Total Costs (Rs. crore)	Total Sales (MU)	Cost of Supply (INR/kWh)
Airports, Bus Stations and Railways Stations	-	-	-
Lift Irrigation & Agriculture	186	303	6.14
Railway Traction - Cat V (33KV)	5	10	5.40
HT VI: Townships & Residential Colonies	101	161	6.27
HT VII: Temporary	20	43	4.65
Wholly Religious Places	2	4	5.08
Total HT 33 kV	5,251	9,224	5.69
EHT(132 kV)			
Industry General	2,900	5,652	5.13
Ferro Alloy Units	85	156	5.44
Others	71	129	5.55
Airports, Bus Stations and Railways Stations	45	88	5.15
Lift Irrigation & Agriculture	982	1,494	6.58
Railway Traction	367	676	5.43
HMR Traction	71	134	5.34
Total 132 kV	4,523	8,328	5.43
Total HT	15,002	25,456	5.89
Total LT	25,786	29,903	8.62
Total	40,788	55,359	7.37

- 5.1.3 TGNPDCL has estimated the average unit cost of supplying the customers at Rs 8.31/kWh. Below Table shows the allocated expenditure for each category of service and Cost of Service for each category.

Table 5-2: Cost of Service for each category as submitted by TGNPDCL for FY 2024-25

Category Name	Total Costs (Rs. Crs)	Total Sales (MU)	Cost of Supply (INR/kWh)
LT			
Domestic	3,712	4,284	8.67
Non-Domestic/Commercial	910	1,023	8.89
Industry	206	244	8.47
Cottage Industries	8	9	9.66
Agricultural	8,125	8,281	9.81
Local Bodies, Street Lighting & PWS	379	380	9.96
General Purpose & Temporary	79	80	9.96
EV Charging stations	9	9.19	9.90
Total LT	13,430	14,311	9.38
HT 11 kV			
Industry General	727	1,181	6.15
Others	134	218	6.15
Airports, Bus Stations and Railways Stations	5	9	6.01
Lift Irrigation & Agriculture, CPWS	108	181	5.98
Townships & Residential Colonies	6	9	6.69
Temporary	11	17	6.39
RESCO	626	1,163	5.38
Wholly Religious Places	0.1	0.3	4.10
Total HT 11 kV	1,617	2,778	5.82
HT (33kV)			
Industry General	114	199	5.72
Ferro Alloy Units	0.02	0.03	8.67
Others	10	18	5.82

Category Name	Total Costs (Rs. Crs)	Total Sales (MU)	Cost of Supply (INR/kWh)
Airports, Bus Stations and Railways Stations	-	-	-
Lift Irrigation & Agriculture	219	393	5.59
Townships & Residential Colonies	19	32	6.06
Temporary	5	7	6.48
EV Charging stations	29	85	3.42
Total HT 33 kV	396	733	5.41
EHT(132 kV)			
Industry General	341	659	5.18
Ferro Alloy Units	-	-	-
Others	4	6	7.71
Airports, Bus Stations and Railways Stations	-	-	-
Lift Irrigation & Agriculture	898	1,321	6.80
Railway Traction	346	661	5.24
HMR Traction	-	-	-
Townships & Residential Colonies	36	67	5.33
Temporary	1	1	5.31
Total 132 kV	1,626	2,714	5.99
Total HT	3,639	6,225	5.85
Total LT	13,430	14,311	9.38
Total	17,069	20,536	8.31

Commission's View

- 5.1.4 The Commission has adopted the embedded cost methodology to determine the Category-wise CoS. The Commission has analysed the class load factors and maximum coincident demand factors furnished by the Licensees. According to this methodology, all the cost components of the Aggregate Revenue Requirement as determined by the Commission for TGSPDCL and TGNPDCL have been allocated to the existing consumer categories to determine their respective CoS.
- 5.1.5 The costs are functionalised under the heads of generation, transmission, distribution and retail supply. Post functionalisation, the costs based on their nature are classified as demand and energy cost components. The demand related costs include the fixed cost of power procurement, distribution cost, transmission cost (interstate and intrastate), and load dispatch charges. The energy related costs include the variable cost of power procurement, interest on consumer security deposit, supply margin and other costs of retail supply business.
- 5.1.6 These categories of costs are allocated to individual consumer categories based on the specific allocation factor computed considering the category-wise

approved sales, connected load/contracted demand, class load factor, non-coincident demand of co-incident factor to peak demand and voltage-wise assets & losses (technical).

- 5.1.7 After allocation of all cost components to the individual consumer categories, per unit CoS is arrived at by dividing cost by the approved sales for the respective category. The CoS thus computed differs from one consumer category to other on account of factors mentioned in the above paragraphs.
- 5.1.8 The cost of service thus worked out for each consumer category has been used to determine the tariff and cross subsidy required to recover the approved ARR for FY 2024-25 in respect of each TGDISCOM.
- 5.1.9 The average CoS for FY 2024-25 works out to Rs.7.16/kWh, Rs.7.86/kWh and Rs.7.35/kWh for TGSPDCL, TGNPDCL and at State level respectively.
- 5.1.10 The CoS computed for each consumer category is as shown below:

Table 5-3: Cost of Service for FY2024-25 as computed by the Commission (Rs./kWh)

Consumer Category		CoS (Rs./kWh)		
		TGSPDCL	TGNPDCL	State
LT Categories				
LT I (A&B)	Domestic	7.48	7.93	7.61
LT II (A, B, C & D)	Non-Domestic/Commercial	8.21	8.57	8.28
LT III	Industry	8.35	8.09	8.31
LT IV (A&B)	Cottage Industries & Dhobighats	8.43	9.51	8.93
LT V (A&B)	Irrigation & Agriculture	8.42	8.89	8.62
LT VI (A&B)	Local Bodies, Street Lighting & PWS	8.41	9.60	8.91
LT VII (A&B)	Others (General Purpose & Temporary)	8.07	9.60	8.45
LT IX	EVs	6.95	10.39	7.09
HT Categories				
HT I-A	Industry General			
	11 kV	6.69	6.45	6.64
	33 kV	5.97	6.01	5.97
	132 kV and above	5.70	5.97	5.73
HT I-(B)	Ferro Alloy Units			
	11 kV	7.37	NA	7.37
	33 kV	NA	5.74	5.74
	132 kV and above	5.75	NA	5.75
HT - II	Others			
	11 kV	6.45	6.65	6.47
	33 kV	6.09	5.90	6.08
	132 kV and above			
HT -II B	Wholly Religious Places			
	11 kV	5.39	NA	5.39
	33 kV	NA	5.67	5.67
	132 kV and above			
HT - III	Airports, Bus Stations and Railways Stations			
	11 kV	7.20	6.96	7.05

Consumer Category		CoS (Rs./kWh)		
		TGSPDCL	TGNPDCL	State
	33 kV	NA	NA	NA
	132 kV and above	5.84	NA	5.84
HT - IV-A&B	Lift Irrigation & Agriculture			
	11 kV	6.46	6.45	6.45
	33 kV	6.57	5.80	6.15
	132 kV and above	5.97	5.80	5.89
HT-V(A)	Railway Traction	6.38	5.77	6.06
HT-V(B)	HMR Traction	6.14	NA	6.14
HT- VI	Townships & Residential Colonies			
	11 kV	6.92	6.65	6.91
	33 kV	6.57	6.33	6.52
	132 kV and above	NA	5.67	5.67
HT- VII	Temporary Supply			
	11 kV	6.42	6.67	6.43
	33 kV	5.39	6.29	5.54
	132 kV and above	NA	NA	NA
HT-VIII	RESCO			
	11 kV	NA	6.68	6.68
HT-IX	Electric Vehicle Charging Stations			
	11 kV	6.42	6.67	6.43
Grand Total		7.16	7.86	7.35

5.1.11 The computations of Cost of Service for FY 2024-25 are enclosed at Annexures-VIII to X.

CHAPTER-6 TARIFF DESIGN

6.1 INTRODUCTION

- 6.1.1 The Commission while determining the ARR and Retail Supply Tariffs for FY 2024-25 has been guided by the provisions of the Electricity Act, 2003, Revised Tariff Policy 2016 and Regulations of this Commission. This chapter deals with the changes proposed by the Licensees and consumers in the existing tariff structure and the Commission's View
- 6.1.2 The TGDISCOMs have requested the Commission for retaining the tariffs as per the Tariff Order for FY 2023-24 for the ensuing year FY 2024-25, with few proposals/modifications. The TGDISCOMs have proposed few proposals/modifications to the existing tariff structure as listed below.

6.2 LT-I DOMESTIC

- 6.2.1 The existing charges/tariff applicable for LT-I(B)(ii) for Above 200 units/month consumer category are shown below:

Table 6-1: Existing charges under LT-I(B)(ii) for Above 200 units/month

Consumer Category	Fixed/Demand Charge		Energy Charge
	Unit	Rs./Unit/Month	Rs./kWh
LT-I (B)(ii): Above 200 units/month			
300-400	kW	10	9.00
400-800	kW	10	9.50
Above 800	kW	10	10.00

TGDISCOMs proposals

- 6.2.2 The TGDISCOMs have proposed to revise tariff for LT-I(B)(ii) for Above 200 units/month consumer category as shown below:

Table 6-2: TGDISCOMs proposed tariff under LT-I(B)(ii) for Above 200 units/month

Consumer Category	Fixed/Demand Charge		Energy Charge
	Unit	Rs./Unit/Month	Rs./kWh
LT-I (B)(ii): Above 200 units/month			
300-400	kW	50	9.00
400-800	kW	50	9.50
Above 800	kW	50	10.00

Commission's View

- 6.2.3 The Commission after consideration of the representations received and the proposals of TGDISCOMs has revised the tariff for LT-I(B)(ii) for Above 200 units/month consumer category as shown below:

Table 6-3: Commission approved tariff under LT-I(B)(ii) for Above 200 units/month

Consumer Category	Fixed/Demand Charge		Energy Charge
	Unit	Rs./Unit/Month	Rs./kWh
LT-I (B)(ii): Above 200 units/month			
300-400	kW	10	9.00
400-800	kW	10	9.50
Above 800	kW	50	10.00

6.3 LT-II NON-DOMESTIC/COMMERCIAL

- 6.3.1 The existing charges/tariff applicable for LT-II Non-Domestic/Commercial category are shown below:

Table 6-4: Existing charges under LT-II Non-Domestic/Commercial

Consumer Category	Fixed/Demand Charge		Energy Charge
	Unit	Rs./Unit/Month	Rs./kWh or Rs./kVAh
LT-II (A)(ii): Upto 50 Units/Months			
0-50	kW	60	7.00
LT II (B): Above 50 Units/Month			
0-100	kW	70	8.50
101-300	kW	70	9.90
301-500	kW	70	10.40
Above 500	kW	70	11.00
LT II (C): Advertisement Hoardings	kW	70	13.00

TGDISCOMs proposals

- 6.3.2 The TGDISCOMs have proposed to revise tariff for LT-II Non-Domestic/Commercial consumer category as shown below:

Table 6-5: TGDISCOMs proposed tariff under LT-II Non-Domestic/Commercial

Consumer Category	Fixed/Demand Charge		Energy Charge
	Unit	Rs./Unit/Month	Rs./kWh or Rs./kVAh
LT-II (A)(ii): Upto 50 Units/Months			
0-50	kW	125	7.00
LT II (B): Above 50 Units/Month			
0-100	kW	150	8.50
101-300	kW	150	9.90
301-500	kW	150	10.40
Above 500	kW	150	11.00
LT II (C): Advertisement Hoardings	kW	150	13.00

Commission's View

- 6.3.3 The Commission after consideration of the representations received and the proposals of TGDISCOMs has revised the tariff for LT-II Non-Domestic/Commercial as shown below:

Table 6-6: Commission approved tariff under LT-II Non-Domestic/Commercial

Consumer Category	Fixed/Demand Charge		Energy Charge
	Unit	Rs./Unit/Month	Rs./kWh or Rs./kVAh
LT-II (A)(ii): Upto 50 Units/Months			
0-50	kW	30	7.00
LT II (B): Above 50 Units/Month			
0-100	kW	70	8.50
101-300	kW	70	9.90
301-500	kW	100	10.40
Above 500	kW	100	11.00
LT II (C): Advertisement Hoardings			
	kW	150	13.00

6.4 LT-III: INDUSTRY

- 6.4.1 The existing charges/tariff applicable for LT-III Industry category are shown below:

Table 6-7: Existing charges under LT-III Industry Category

Consumer Category	Fixed/Demand Charge		Energy Charge
	Unit	Rs./Unit/Month	Rs./kWh or Rs./kVAh
LT-III: Industry			
Industries	kW	75	7.70
Seasonal Industries (off season)	kW	75	8.40
Pisci-culture/Prawn culture	kW	36	6.20
Sugarcane crushing	kW	36	6.20
Poultry farms	kW	65	7.00
Mushroom, Rabbit, Sheep & Goat farms	kW	75	7.30

TGDISCOMs proposals

- 6.4.2 The TGDISCOMs have proposed to revise tariff for LT-III Industry consumer category as shown below:

Table 6-8: TGDISCOMs proposed tariff under LT-III Industry Category

Consumer Category	Fixed/Demand Charge		Energy Charge
	Unit	Rs./Unit/Month	Rs./kWh or Rs./kVAh
LT-III: Industry			
Industries	kW	150	7.70
Seasonal Industries (off season)	kW	150	8.40
Pisci-culture/Prawn culture	kW	100	6.20
Sugarcane crushing	kW	100	6.20
Poultry farms	kW	100	7.00
Mushroom, Rabbit, Sheep & Goat farms	kW	150	7.30

Commission's View

- 6.4.3 The Commission after consideration of the representations received and the proposals of TGDISCOMs has revised the tariff for LT-III Industry as shown below:

Table 6-9: Commission approved tariff under LT-III Industry

Consumer Category	Fixed/Demand Charge		Energy Charge
	Unit	Rs./Unit/Month	Rs./kWh or Rs./kVAh
LT-III: Industry			
Industries	kW	100	7.70
Seasonal Industries (off season)	kW	100	8.40
Pisci-culture/Prawn culture	kW	50	6.20
Sugarcane crushing	kW	50	6.20
Poultry farms	kW	65	7.00
Mushroom, Rabbit, Sheep & Goat farms	kW	100	7.30

6.5 LT-VII: GENERAL PURPOSE

- 6.5.1 The existing charges/tariff applicable for LT-VII General Purpose category are shown below:

Table 6-10: Existing charges under LT-VII General Category

Consumer Category	Fixed/Demand Charge		Energy Charge
	Unit	Rs./Unit/Month	Rs./kWh or Rs./kVAh
LT-VII: General			
LT-VII(A): General Purpose	kW	21	8.30
LT-VII(B): Religious Places	kW	30	5.00

TGDISCOMs proposals

- 6.5.2 The TGDISCOMs have proposed to revise tariff for LT-VII General Purpose category consumer category as shown below:

Table 6-11: TGDISCOMs proposed tariff under LT-VII General category

Consumer Category	Fixed/Demand Charge		Energy Charge
	Unit	Rs./Unit/Month	Rs./kWh or Rs./kVAh
LT-VII: General			
LT-VII(A): General Purpose	kW	100	8.30
LT-VII(B): Religious Places	kW	100	5.00

Commission's View

- 6.5.3 The Commission after consideration of the representations received and the proposals of TGDISCOMs has retained the tariff for LT-VII General as shown below:

Table 6-12: Commission approved tariff under LT-VII General

Consumer Category	Fixed/Demand Charge		Energy Charge
	Unit	Rs./Unit/Month	Rs./kWh or Rs./kVAh
LT-VII: General			
LT-VII(A): General Purpose	kW	21	8.30
LT-VII(B): Religious Places	kW	30	5.00

6.6 LT-VIII: TEMPORARY SUPPLY

6.6.1 The existing charges/tariff applicable for LT-VIII Temporary category are shown below:

Table 6-13: Existing charges under LT-VIII Temporary Category

Consumer Category	Fixed/Demand Charge		Energy Charge
	Unit	Rs./Unit/Month	Rs./kWh or Rs./kVAh
LT-VIII: Temporary Supply	kW	21	12.00

TGDISCOMs proposals

6.6.2 The TGDISCOMs have proposed to revise tariff for LT-VIII Temporary category consumer category as shown below:

Table 6-14: TGDISCOMs proposed tariff under LT-VIII Temporary category

Consumer Category	Fixed/Demand Charge		Energy Charge
	Unit	Rs./Unit/Month	Rs./kWh or Rs./kVAh
LT-VIII: Temporary Supply	kW	100	12.00

Commission's View

6.6.3 The Commission after consideration of the representations received and the proposals of TGDISCOMs has retained the tariff for LT-VIII Temporary as shown below:

Table 6-15: Commission approved tariff under LT-VIII Temporary

Consumer Category	Fixed/Demand Charge		Energy Charge
	Unit	Rs./Unit/Month	Rs./kWh or Rs./kVAh
LT-VIII: Temporary Supply	kW	21	12.00

6.7 LT-IX ELECTRIC VEHICLES

6.7.1 The existing charges/tariff applicable for LT-IX Electric Vehicles are shown below:

Table 6-16: Existing charges under LT-IX Electric Vehicles

Consumer Category	Fixed/Demand Charge		Energy Charge
	Unit	Rs./Unit/Month	Rs./kWh or Rs./kVAh
LT-IX Electric Vehicles	kW	50	6.00

TGDISCOMs proposals

6.7.2 The TGDISCOMs have proposed to revise tariff for LT-IX Electric Vehicles category as shown below:

Table 6-17: TGDISCOMs proposed tariff under LT-IX Electric Vehicles

Consumer Category	Fixed/Demand Charge		Energy Charge
	Unit	Rs./Unit/Month	Rs./kWh or Rs./kVAh
LT-IX Electric Vehicles	kW	0	6.00

Commission's View

6.7.3 The Commission after consideration of the representations received and the proposals of TGDISCOMs has revised the tariff for LT-IX Electric Vehicles as shown below:

Table 6-18: Commission approved tariff under LT-IX Electric Vehicles

Consumer Category	Fixed/Demand Charge		Energy Charge
	Unit	Rs./Unit/Month	Rs./kWh or Rs./kVAh
LT-VIII: Temporary Supply	kW	0	6.00

6.8 HT-I: INDUSTRY

6.8.1 The existing charges/tariff applicable for HT-I industry consumer category are shown below:

Table 6-19: Existing charges under HT-I Industry category

Consumer Category		Fixed/Demand Charge		Energy Charge
		Unit	Rs./Unit/Month	Rs./kVAh
HT-I(A): Industry (General)				
11 kV	General	kVA	475	7.65
	Lights and Fans	kVA	-	7.65
	Poultry farms	kVA	475	7.65
	Industrial Colonies	kVA	-	7.30
	Seasonal Industries	kVA	475	8.60
33 kV	General	kVA	475	7.15
	Lights and Fans	kVA	-	7.15
	Poultry farms	kVA	475	7.15
	Industrial Colonies	kVA	-	7.30
	Seasonal Industries	kVA	475	7.90
132 kV & above	General	kVA	475	6.65
	Lights and Fans	kVA	-	6.65
	Industrial Colonies	kVA	-	7.30
	Seasonal Industries	kVA	475	7.70

TGDISCOMs proposals

6.8.2 The TGDISCOMs have proposed to revise tariff for HT-I Industry consumer category as shown below:

Table 6-20: TGDISCOMs proposed tariff under HT-I Industry Category

Consumer Category		Fixed/Demand Charge		Energy Charge
		Unit	Rs./Unit/Month	Rs./kVAh
HT-I(A): Industry (General)				
11 KV	General	kVA	500	7.65
	Lights and Fans	kVA	-	7.65
	Poultry farms	kVA	500	7.65
	Industrial Colonies	kVA	-	7.30
	Seasonal Industries	kVA	500	8.60
33 kV	General	kVA	500	7.65
	Lights and Fans	kVA	-	7.65
	Poultry farms	kVA	500	7.65
	Industrial Colonies	kVA	-	7.30
	Seasonal Industries	kVA	500	8.60
132 kV & above	General	kVA	500	7.65
	Lights and Fans	kVA	-	7.65
	Industrial Colonies	kVA	-	7.30
	Seasonal Industries	kVA	500	8.60

Commission's View

6.8.3 The Commission after consideration of the representations received and the proposals of TGDISCOMs has revised the tariff for HT-I Industry Category as shown below:

Table 6-21: Commission approved tariff under HT-I Industry Category

Consumer Category		Fixed/Demand Charge		Energy Charge
		Unit	Rs./Unit/Month	Rs./kVAh
HT-I(A): Industry (General)				
11 KV	General	kVA	500	7.65
	Lights and Fans	kVA	-	7.65
	Poultry farms	kVA	500	7.65
	Industrial Colonies	kVA	-	7.30
	Seasonal Industries	kVA	500	8.60
33 kV	General	kVA	500	7.15
	Lights and Fans	kVA	-	7.15
	Poultry farms	kVA	500	7.15
	Industrial Colonies	kVA	-	7.30
	Seasonal Industries	kVA	500	7.90
132 kV & above	General	kVA	500	6.65
	Lights and Fans	kVA	-	6.65
	Industrial Colonies	kVA	-	7.30
	Seasonal Industries	kVA	500	7.70

6.9 HT-I (B) FERRO ALLOY UNITS

6.9.1 The existing charges/tariff applicable for HT-I (B) Ferro Alloy Units consumer category is shown below:

Table 6-22: Existing charges under HT-I (B) Ferro alloy units

Consumer Category	Fixed/Demand Charge		Energy Charge
	Unit	Rs./Unit/Month	Rs./kVAh
HT-I(B): Ferro Alloy units			
11 kV	kVA	475	7.65
33 kV	kVA	475	7.15
132 kV& above	kVA	475	6.65

TGDISCOMs proposals

- 6.9.2 The TGDISCOMs have proposed to revise tariff for HT-I (B) Ferro alloy units consumer category as shown below:

Table 6-23: TGDISCOMs proposed tariff under HT-I (B) Ferro alloy units

Consumer Category	Fixed/Demand Charge		Energy Charge
	Unit	Rs./Unit/Month	Rs./kVAh
HT-I(B): Ferro Alloy units			
11 kV	kVA	500	7.65
33 kV	kVA	500	7.65
132 kV& above	kVA	500	7.65

Commission's View

- 6.9.3 The Commission after consideration of the representations received and the proposals of TGDISCOMs has revised the tariff for HT-I (B) Ferro alloy units as shown below:

Table 6-24: Commission approved tariff under HT-I (B) Ferro alloy units Category

Consumer Category	Fixed/Demand Charge		Energy Charge
	Unit	Rs./Unit/Month	Rs./kWh or Rs./kVAh
HT-I(B): Ferro Alloy units			
11 kV	kVAh	500	7.65
33 kV	kVAh	500	7.15
132 kV& above	kVAh	500	6.65

6.10 HT-II: OTHERS

- 6.10.1 The existing charges/tariff applicable for HT-II Others consumer category are shown below:

Table 6-25: Existing charges under HT-II Others

Consumer Category	Fixed/Demand Charge		Energy Charge
	Unit	Rs./Unit/Month	Rs./kVAh
HT-I(A): Others			
11 kV	kVA	475	8.80
33 kV	kVA	475	8.00
132 kV& above	kVA	475	7.80
HT-II(B): Wholly religious places			
11 kV	kVA	260	5.00
33 kV	kVA	260	5.00
132 kV& above	kVA	260	5.00

TGDISCOMs proposals

6.10.2 The TGDISCOMs have proposed to revise tariff for HT-II Others consumer category as shown below:

Table 6-26: TGDISCOMs proposed tariff under HT-I (B) Ferro alloy units

Consumer Category	Fixed/Demand Charge		Energy Charge
	Unit	Rs./Unit/Month	Rs./kVAh
HT-I(A): Others			
11 kV	kVA	500	8.80
33 kV	kVA	500	8.80
132 kV& above	kVA	500	8.80
HT-II(B): Wholly religious places			
11 kV	kVA	300	5.00
33 kV	kVA	300	5.00
132 kV& above	kVA	300	5.00

Commission's View

6.10.3 The Commission after consideration of the representations received and the proposals of TGDISCOMs has revised the tariff for HT-II Others as shown below:

Table 6-27: Commission approved tariff under HT-II Others Category

Consumer Category	Fixed/Demand Charge		Energy Charge
	Unit	Rs./Unit/Month	Rs./kVAh
HT-I(A): Others			
11 kV	kVA	500	8.80
33 kV	kVA	500	8.00
132 kV& above	kVA	500	7.80
HT-II(B): Wholly religious places			
11 kV	kVA	285	5.00
33 kV	kVA	285	5.00
132 kV& above	kVA	285	5.00

6.11 HT-III: AIRPORTS, BUS STATIONS AND RAILWAY STATIONS

6.11.1 The existing charges/tariff applicable for HT-III: Airports, Bus Stations and Railway Stations category are shown below:

Table 6-28: Existing charges under HT-III: Airports, Bus Stations and Railway Stations

Consumer Category	Fixed/Demand Charge		Energy Charge
	Unit	Rs./Unit/Month	Rs./kVAh
HT-III: Airports, Bus Stations and Railway Stations			
11 kV	kVA	475	8.50
33 kV	kVA	475	7.85
132 kV& above	kVA	475	7.45

TGDISCOMs proposals

6.11.2 The TGDISCOMs have proposed to revise tariff for HT-III: Airports, Bus Stations and Railway Stations category as shown below:

Table 6-29: TGDISCOMs proposed tariff under HT-III: Airports, Bus Stations and Railway Stations

Consumer Category	Fixed/Demand Charge		Energy Charge
	Unit	Rs./Unit/Month	Rs./kVAh
HT-III: Airports, Bus Stations and Railway Stations			
11 kV	kVA	500	8.80
33 kV	kVA	500	8.80
132 kV& above	kVA	500	8.80

Commission's View

6.11.3 The Commission after consideration of the representations received and the proposals of TGDISCOMs has revised the tariff for HT-III: Airports, Bus Stations and Railway Stations as shown below:

Table 6-30: Commission approved tariff under HT-III: Airports, Bus Stations and Railway Stations

Consumer Category	Fixed/Demand Charge		Energy Charge
	Unit	Rs./Unit/Month	Rs./kVAh
HT-III: Airports, Bus Stations and Railway Stations			
11 kV	kVA	500	8.50
33 kV	kVA	500	7.85
132 kV& above	kVA	500	7.45

6.12 HT-IV: IRRIGATION & CPWS

6.12.1 The existing charges/tariff applicable for HT-IV(A): Irrigation & Agriculture category are shown below:

Table 6-31: Existing charges under HT-IV(A): Irrigation & Agriculture

Consumer Category	Fixed/Demand Charge		Energy Charge
	Unit	Rs./Unit/Month	Rs./kVAh
HT-IV(A): Irrigation & Agriculture			
11 kV	kVA	275	6.30
33 kV	kVA	275	6.30
132 kV& above	kVA	275	6.30

TGDISCOMs proposals

6.12.2 The TGDISCOMs have proposed to revise tariff for HT-IV(A): Irrigation & Agriculture category as shown below:

Table 6-32: TGDISCOMs proposed tariff under HT-IV(A):Irrigation & Agriculture

Consumer Category	Fixed/Demand Charge		Energy Charge
	Unit	Rs./Unit/Month	Rs./kVAh
HT-IV(A): Irrigation & Agriculture			
11 kV	kVA	300	6.30
33 kV	kVA	300	6.30
132 kV& above	kVA	300	6.30

Commission's View

6.12.3 The Commission after consideration of the representations received and the proposals of TGDISCOMs has revised the tariff HT-IV(A): Irrigation & Agriculture as shown below:

Table 6-33: Commission approved tariff under HT-IV(A): Irrigation & Agriculture

Consumer Category	Fixed/Demand Charge		Energy Charge
	Unit	Rs./Unit/Month	Rs./kVAh
HT-IV(A): Irrigation & Agriculture			
11 kV	kVA	300	6.30
33 kV	kVA	300	6.30
132 kV & above	kVA	300	6.30

6.13 HT-V: RAILWAY TRACTION & HMR

6.13.1 The existing charges/tariff applicable HT-V: Railway Traction & HMR are shown below:

Table 6-34: Existing charges under HT-V: Railway Traction & HMR

Consumer Category	Fixed/Demand Charge		Energy Charge
	Unit	Rs./Unit/Month	Rs./kVAh
HT-V(A): Railway Traction	kVA	475	5.05
HT-V(B): HMR	kVA	475	4.95

TGDISCOMs proposals

6.13.2 The TGDISCOMs have proposed to revise tariff for HT-V: Railway Traction & HMR category as shown below:

Table 6-35: TGDISCOMs proposed tariff under HT-V: Railway Traction & HMR

Consumer Category	Fixed/Demand Charge		Energy Charge
	Unit	Rs./Unit/Month	Rs./kVAh
HT-V(A): Railway Traction	kVA	500	6.25
HT-V(B): HMR	kVA	500	4.95

Commission's View

6.13.3 The Commission after consideration of the representations received and the proposals of TGDISCOMs has revised the tariff for HT-V: Railway Traction & HMR as shown below:

Table 6-36: Commission approved tariff under HT-V: Railway Traction & HMR

Consumer Category	Fixed/Demand Charge		Energy Charge
	Unit	Rs./Unit/Month	Rs./kVAh
HT-V(A): Railway Traction	kVA	500	5.05
HT-V(B): HMR	kVA	500	4.95

6.14 HT-VI: TOWNSHIPS & RESIDENTIAL COLONIES

6.14.1 The existing charges/tariff applicable for HT-VI: Townships & Residential Colonies category are shown below:

Table 6-37: Existing charges under HT-VI: Townships & Residential Colonies

Consumer Category	Fixed/Demand Charge	Energy Charge
-------------------	---------------------	---------------

	Unit	Rs./Unit/Month	Rs./kVAh
HT-VI: Townships & Residential Colonies			
11 kV	kVA	260	7.30
33 kV	kVA	260	7.30
132 kV& above	kVA	260	7.30

TGDISCOMs proposals

6.14.2 The TGDISCOMs have proposed to revise tariff for HT-VI: Townships & Residential Colonies category as shown below:

Table 6-38: TGDISCOMs proposed tariff under HT-VI: Townships & Residential Colonies

Consumer Category	Fixed/Demand Charge		Energy Charge
	Unit	Rs./Unit/Month	Rs./kVAh
HT-VI: Townships & Residential Colonies			
11 kV	kVA	300	7.30
33 kV	kVA	300	7.30
132 kV& above	kVA	300	7.30

Commission's View

6.14.3 The Commission after consideration of the representations received and the proposals of TGDISCOMs has revised the tariff HT-VI: Townships & Residential Colonies as shown below:

Table 6-39: Commission approved tariff under HT-VI: Townships & Residential Colonies

Consumer Category	Fixed/Demand Charge		Energy Charge
	Unit	Rs./Unit/Month	Rs./kVAh
HT-VI: Townships & Residential Colonies			
11 kV	kVA	285	7.30
33 kV	kVA	285	7.30
132 kV& above	kVA	285	7.30

6.15 DETERMINATION OF STAND BY CHARGES

TGDISCOM' Proposals

6.15.1 TGDISCOM's submitted that stand by charges are charges applicable to green energy open access consumers towards the standby arrangement provided by the distribution licensee, in case such green energy open access consumer is unable to procure/ schedule power from the generating sources with whom they have the agreements to procure power due to outages of the generator, transmission systems and the like.

6.15.2 The power requirement by the open access consumer to the extent of open access power from the DISCOM in case if he is unable to procure/ schedule

power from the generating sources with whom they have the agreements is intermittent & infirm and hence such power requirement has to be arranged by the TGDISCOM considering such requirement under temporary nature and costs incurred by distribution licensees for providing these support services shall be recovered as stand by charges.

6.15.3 The commission notified the Regulation No 1 of 2024 specifying the Terms and Conditions of Open Access. The Clause 20.1.g of said Regulation is reproduced below:

“Clause 20.1.g: “The standby charges, wherever applicable, shall be specified by the State Commission and such charges shall not be applicable if the GEOA consumers have given notice, in advance at least twenty-four (24) hours before the time of delivery of power, for standby arrangement to the distribution licensee:

Explanation: For the purposes of this Regulation,

i) The expression — ‘standby charges’ means the charges applicable to open access consumers against the standby arrangement provided by the distribution licensee, in case the open access consumer is unable to procure power from the generating sources with whom they have the agreements to procure power due to outages of generator, transmission assets and the like.

ii) It is hereby clarified that in such situations the open access consumer has to take power from an alternate sources like the distribution licensee and the charges for maintaining standby arrangements for such consumers should be reflective of the costs incurred by distribution licensee for providing these support services.”

6.15.4 The Licensee vide letter dated 19.06.2024 submitted the stand-by charges proposal to the Commission. The following are the charges as well as terms and conditions of the stand-by charges proposed by the licensee:

“The Standby Charges shall be Temporary tariff (for both demand and energy) to the extent of open access energy & demand when there is no notice from the parties concerned. If there is any notice to the DISCOMS at least a day in advance at 11:00 hrs before closure time of the Day Ahead Market on ‘D - [minus] 1’ day, ‘D’ being the day of delivery of power for standby arrangement by the distribution licensee from the parties concerned on this aspect, if such period of standby arrangement exceeds 72 hours or more from the time of notice, the Standby Charges shall be Temporary tariff on energy & demand or the maximum tariff of energy purchased from the exchanges/ market (during the standby period), whichever is higher is applicable

- *If the RMD including open access power exceeds the CMD with the DISCOM, Penal demand & energy charges are applicable as per the prevailing tariff order in addition to the standby charges*
- *The Standby Charge shall not be applicable, if the Green Energy Open Access Consumer(s) have given notice at least a day in advance at 11:00 hrs before the closure time of the Day Ahead Market. If the Standby arrangement exceeds 72 hours, the Standby Charges shall be Temporary tariff (for both demand and energy)”*

6.15.5 The TGDIs requested the Commission to approve the stand by charges as proposed by the Licensees.

Commission’s View

6.15.6 The Standby charges are incorporated to address the issue of exigencies of Open Access Users and the consumers from the DISCOMS for drawing power. The relevant Regulation regarding the same as per the Terms and Conditions of Open Access Regulations, 2024 is reproduced below:

Regulation 20.1.g: “The standby charges, wherever applicable, shall be specified by the State Commission and such charges shall not be applicable if the GEOA consumers have given notice, in advance at least twenty-four (24) hours before the time of delivery of power, for standby arrangement to the distribution licensee:...”

6.15.7 Further, MOP had issued the Electricity (Promoting Renewable Energy Through Green Energy Open Access) Rules, 2022 in regards to Standby Charges, specify as below:

“(4) The standby charges, wherever applicable, shall be specified by the State Commission and such charges shall not be applicable if the Green Energy Open Access Consumers have given notice, in advance at least twenty four hours before the time of delivery of power, for standby arrangement to the distribution licensee:

Provided that the applicable standby charges shall not be more than Ten per cent of the energy charges applicable to consumer tariff category.”

6.15.8 In light of the above, the Commission approves the standby charges to be levied as follows:

1. The Standby Charges shall be 10% of applicable energy charge for respective consumer category over and above the normal tariff to the extent of open access energy, when there is no notice from the parties concerned;

2. The Standby Charge shall not be applicable, if the Green Energy Open Access Consumer(s) have given notice at least a day in advance at 11:00 hrs before the closure time of the Day Ahead Market.

6.16 DETERMINATION OF GRID SUPPORT CHARGES

TGDISCOM' Proposals

- 6.16.1 TGDISCOM's in the tariff filings for FY 2023-24 have proposed to levy Grid Support Charges on the Captive consumers in their area, for the benefits they are availing during their parallel operation with the licensees' grid network. The Commission vide order O. P. Nos. 80 & 81 of 2022 dated 27.03.2024 directed the licensee to calculate Grid Support Charges as per clause 4.1.13. The excerpt of clause is shown below:

"At this stage, when the Retail Supply Tariffs are already fixed for FY 2023-24 and the Financial Year is at the fag end, the commission is not willing to determine GSC for FY 2023-24 and directs TGDISCOMs to file a separate petition for determination of GSC for FY 2024-25 onwards duly following the methodology approved in this order".

- 6.16.2 TGDISCOM's have adopted the methodology approved in the above Order for computation of Grid Support Charges for FY 2024-25 and computed the rate of GSC (Rs/kW/month) by considering the total generation capacity connected to Telangana grid as on end of 31.03.2024 and actual R&M charges of TGTRANSCO and TGDISCOMs as shown below:

Table 6-40: Computation of Grid Support Charges as claimed by TGDiscoms

Particular/ Licensees	Actual R&M Cost for FY2022-23 (Rs. crore)
TGSPDCL	274.77
TGNPDCL	116.97
TGTRANSCO	49.83
Total (A)	441.57
Contracted Capacity in MW (B)	18,999
Rate of GSC (Rs/kW/month) [C=(A*10⁷/12)/(B*1000)]	19.37

- 6.16.3 TGDISCOM's have determined the rate of Grid Support Charges for FY 2024-25 as 19.37 Rs/kW/Month. Further, TGDISCOM's requested the Commission to levy GSC on Captive Power Plants (both Renewable and Conventional) both co-located and not co-located, IPPs (both Renewable and Conventional) & Solar Roof Top plants and Generators having partial PPAs with the Licensee over and above PP capacity as per other state ERC.

Commission's View

- 6.16.4 The Commission observed that TGDIsComs have adopted the methodology approved by the Commission vide order O.P. Nos. 80 & 81 of 2022 dated 27.03.2024. The Commission has scrutinized the submission made by TGDIsComs and found that the methodology adopted is in line with the direction given in above said Order.
- 6.16.5 The Commission has considered the approved R&M Expenses for TGSPDCL, TGNPDCL and TGTransco for FY 2024-25 in their respective MYT Orders for FY 2024-25.
- 6.16.6 In view of the above, the Commission has computed the GSC of Rs.16.32/kW/Month by considering the total generation capacity connected to Telangana grid as on end of 31.03.2024 as shown below:

Table 6-41: Computation of Grid Support Charges as approved by the Commission for FY2024-25

Particular	Petitioner Claim	Approved by the Commission
TGSPDCL-R&M Expenses	274.77	205.55
TGNPDCL-R&M Expenses	116.97	127.15
TGTRANSCO-R&M Expenses	49.83	111.14
Total (A)	441.57	443.84
Contracted Capacity in MW (B)	18999.00	22668.34
Rate of GSC (Rs/kW/month) [C=(A*10⁷/12)/(B*1000)]	19.37	16.32

- 6.16.7 The GSC will be applicable only on Captive Power Plants (CPPs) and the levy shall be limited to only the power consumed by the co-located load.
- 6.16.8 The GSC is not applicable for the following:
- A. Captive Power Plants (both Renewable and Conventional) which are not co-located.
 - B. IPPs (both Renewable and Conventional).
 - C. Solar Roof Top plants.
 - D. Generators which have PPAs with TGDISCOMs.

6.17 UNBLOCKING OF RKVAH LEAD FOR KVAH BILLING

TGDISCOM' Proposals

- 6.17.1 kVAh billing is being implemented for applicable consumers in the State of Telangana. For the purpose of maintaining power factor at consumer end, the consumers are supposed to maintain power factor between 0.95 lead and 0.95

lag. If any consumer fails to maintain power factor within this range, supply to the consumer will be disconnected. However, the leading kVARh has been blocked for the purpose of billing.

6.17.2 TGDIsoms further stated that blocking leading kVARh has several implications on the network, licensee and consumers. Industrial consumers who install capacitor banks at their end permanently, tend to overcompensate lag power factor during times of no-load or light load, leading to excessive drawl of leading kVARh. The following are the key implications of drawing lead kVARh from the grid:

- If capacitors are connected during low-load conditions, voltage at receiving end increases, which leads to more stress on the equipment of consumers and also of licensees'
- High voltage stress on the equipment causes faster degradation of equipment's dielectric/insulation, thereby accelerating its ageing and failure
- Leading Power Factor results in maloperation of protection system, leading to frequent tripping of feeders and DTRs and causes power supply interruptions
- All the above factors affect the licensees Standards of performance in providing reliable and quality power supply to consumers
- Increased burden on transmission and distribution system and reduction of available line capacity
- Higher losses in the network, resulting in more quantum of power purchases and increased Power Purchase cost for the licensee

6.17.3 States such as Andhra Pradesh which initially blocked lead kVARh have unblocked it subsequently. APERC in its Retail Supply Order Tariff Order 2019-20 dated 22.02.2019 gave direction to DISCOMs to unblock leading kVARh, quoting the fact that kVAh billing has inherent mechanism to take care of reactive power management and hence the need for blocking lead kVARh doesn't exist anymore. The relevant excerpt from APERC Tariff order is as follows

"Unblocking of leading kVARh:

398 For the purpose of billing, leading KVARh is blocked hitherto for all categories of consumers in LT except Domestic and Agriculture and for all categories of consumers in HT. As kVAh billing is taking care of the reactive power management by the consumers, the Commission has decided that the blocked leading kVARh recording in

the meters provided for applicable consumers be unblocked. Therefore, the licensees are hereby directed to take note of this change and action shall be taken accordingly”

6.17.4 The TGDISCOMs have proposed to modify clauses 10.15.4 and 10.28.10 of Retail Supply Tariff Order 2023-24 as follows:

Existing Clause	Proposed Clause
<p>Clause 10.15.4</p> <p>LT consumers, except LT-I Domestic, who are provided with metering capable of measuring active and reactive power under the orders of the Commission, shall maintain their power factor preferably in between 0.95 lag and 0.95 lead in the interest of the system security. The consumers should not maintain the power factor on leading side less than 0.95. If any consumer maintains the power factor less than 0.95 lead for a period of 2 consecutive months, it must be brought back in the range of ± 0.95 within a period of 3 months failing which without prejudice to such other rights as having accrued to the Licensee or any other right of the Licensee, the supply to the consumer may be discontinued. However, for the purpose of kVAh billing leading kVArh shall be blocked.</p>	<p>Clause 10.15.4</p> <p>LT consumers, except LT-I Domestic, who are provided with metering capable of measuring active and reactive power under the orders of the Commission, shall maintain their power factor preferably in between 0.95 lag and 0.95 lead in the interest of the system security. The consumers should not maintain the power factor on leading side less than 0.95. If any consumer maintains the power factor less than 0.95 lead for a period of 2 consecutive months, it must be brought back in the range of ± 0.95 within a period of 3 months failing which without prejudice to such other rights as having accrued to the Licensee or any other right of the Licensee, the supply to the consumer may be discontinued.</p>
<p>Clause 10.28.10 (Maintenance of power factor at consumer end):</p> <p>HT consumers, who are provided with metering capable of measuring active and reactive power under the orders of the Commission, shall maintain their power factor preferably in between 0.95 lag and 0.95 lead in the interest of the system security. The consumers should not maintain the power factor on leading side less than 0.95. If any consumer maintains the power</p>	<p>Clause 10.28.10 (Maintenance of power factor at consumer end):</p> <p>HT consumers, who are provided with metering capable of measuring active and reactive power under the orders of the Commission, shall maintain their power factor preferably in between 0.95 lag and 0.95 lead in the interest of the system security. The consumers should not maintain the power factor on leading/lagging</p>

Existing Clause	Proposed Clause
<p>factor less than 0.95 lead for a period of 2 consecutive months, it must be brought back in the range of ± 0.95 within a period of 3 months failing which without prejudice to such other rights as having accrued to the licensee or any other right of the Licensee the supply to the consumer may be discontinued. However, for the purpose of kVAh billing leading kVArh shall be blocked.</p>	<p>side less than 0.95. If any consumer maintains the power factor less than 0.95 lead/lag for a period of 2 consecutive months, it must be brought back in the range of ± 0.95 within a period of 3 months failing which without prejudice to such other rights as having accrued to the licensee or any other right of the Licensee the supply to the consumer may be discontinued.</p> <p>Prior three months' notice will be served on HT consumers for altering their reactive power compensation to maintain power factor between -0.95 lag to +0.95 lead only.</p>

Commission's View

- 6.17.5 TGDIscoms has not submitted any detailed information including proper reasons for unblocking RKVAH lead supported with appropriate computation. Hence, there is a need to assess and review the same in detail for unblocking of RKVAH lead for KVAH billing. In light of the above, **the Commission directs TGDIscoms to assess the need of unblocking of RKVAH lead for KVAH billing and submit the detail report to the Commission.**

CHAPTER-7 RETAIL SUPPLY TARIFF SCHEDULE

7.1 REVENUE GAP CLAIMED BY TGDISCOMS

- 7.1.1 The category-wise tariffs proposed by TGDISCOMS for FY 2024-25 have been discussed in Chapter 5 of this Order. Based on the proposed tariffs, TGDISCOMS have claimed the revenue gap for FY 2024-25 as shown in the Table below:

Table 7-1: Revenue gap claimed by TGDISCOMS for FY 2024-25

Particulars		TGSPDCL	TGNPDCL	TOTAL
1.0	Revenue Requirement	40794.22	17065.49	57859.70
2.0	Revenue (2.1 + 2.2 + 2.3 + 2.4)	35862.45	8975.00	44837.45
2.1	Revenue from proposed tariff	35685.00	8924.00	44609.00
2.2	Non-Tariff Income	79.80	51.00	130.80
2.3	Revenue from CSS	68.47	0.00	68.47
2.4	Revenue from AS	29.18	0.00	29.18
3.0	Revenue Deficit (1.0 -2.0)	4931.76	8090.49	13022.25

7.2 REFERENCE TARIFF SCHEDULE

- 7.2.1 The Commission after determining the revenue requirement for FY 2024-25 has estimated the revenue at current tariffs and arrived at the revenue deficit. The Commission has arrived at Reference Tariff Schedule by making certain modifications to the tariff rates as discussed in Chapter 6 of the Order.

Table 7-2: Reference Tariff Schedule for FY 2024-25

Category	Fixed/Demand Charge		Energy Charge (Rs./Unit)
	Unit	Rs./Unit/month	
Low Tension			
LT-I: Domestic			
LT-I(A): Upto 100 units/month			
0-50	kW	10	1.95
51-100	kW	10	3.10
LT-I(B)(i): Above 100 units/month & up to 200 units/month			
0-100	kW	10	3.40
101-200	kW	10	4.80
LT-I(B)(ii): Above 200 units/month			
0-200	kW	10	5.10
201-300	kW	10	7.70
301-400	kW	10	9.00
401-800	kW	10	9.50
Above 800 units	kW	50	10.00
LT-II: Non-Domestic/Commercial			
LT-II(A): Upto 50 units/month			
0-50	kW	30	7.00
LT-II(B): Above 50 units/month			
0-100	kW	70	8.50
101-300	kW	70	9.90
301-500	kW	100	10.40
Above 500	kW	100	11.00
LT-II(C): Advertisement Hoardings			
	kW	150	13.00

Category	Fixed/Demand Charge		Energy Charge
	Unit	Rs./Unit/month	(Rs./Unit)
LT-II(D): Haircutting salons consuming upto 200 units/month			
0-50	kW	60	5.30
51-100	kW	60	6.60
101-200	kW	60	7.50
LT-III: Industry			
Industries	kW	100	7.70
Seasonal Industries (off- season)	kW	100	8.40
Pisciculture/Prawn culture	kW	50	6.20
Sugarcane crushing	kW	50	6.20
Poultry farms	kW	65	7.00
Mushroom, Rabbit, Sheep and Goat farms	kW	100	7.30
<i>For Rice Mills under LT-III Industry, the upper limit of Contract Load shall be 93 kW/125 HP; For the remaining consumers under LT-III Industry, the upper limit of Contract Load shall be 75 kW/100 HP.</i>			
LT-IV: Cottage Industries			
LT-IV(A): Cottage Industries	kW	20	4.00
LT-IV(B): Agro Based Activities	kW	20	4.00
<i>For LT-IV(B) Agro Based Activity, the upper limit of Connected Load for Sheep farming, Goat farming, and Dairy farming activities shall be 25 HP; For the remaining consumers under LT-IV(B) Agro Based Activity, the upper limit of Connected Load shall be 20 HP.</i>			
LT-V: Agricultural			
LT-V(A): Agriculture (DSM Measures mandatory)			
Corporate Farmers	HP		2.50
Other than Corporate Farmers	HP		0.00
LT-V(B): Others			
Horticulture Nurseries with CL upto 20 HP	HP	20	4.00
LT-VI: Street Lighting & PWS			
LT-VI(A): Street Lighting			
Panchayats	kW	32	7.10
Municipalities	kW	32	7.60
Municipal Corporations	kW	32	8.10
LT-VI(B): PWS Schemes			
Panchayats	HP	32/HP subject to a minimum of Rs.50/month	6.00
Municipalities	HP	32/HP subject to a minimum of Rs.100/month	7.10
Municipal Corporations	HP	32/HP subject to a minimum of Rs.100/month	7.60
LT-VII: General			
LT-VII(A): General Purpose	kW	21	8.30
LT-VII(B): Wholly Religious Places	kW	30	5.00
LT-VIII: Temporary Supply			
	kW	21	12.00
<i>For LT-VIII Temporary Supply, the consumer shall be required to deposit in advance the estimated consumption charges along with other charges as stipulated in the Tariff Order.</i>			
LT-IX: Electric Vehicle Charging Stations	kW	0	6.00
High Tension			
HT-I(A): Industry General			

11 kV	kVA	500	7.65
33 kV	kVA	500	7.15
132 kV and above	kVA	500	6.65
HT-I(A): Lights and Fans			
11 kV			7.65
33 kV			7.15
132 kV and above			6.65
HT-I(A): Poultry Farms			
11 kV	kVA	500	7.65
33 kV	kVA	500	7.15
HT-I(A): Industrial Colonies			
11 kV			7.30
33 kV			7.30
132 kV and above			7.30
HT-I(A): Seasonal Industries			
11 kV	kVA	500	8.60
33 kV	kVA	500	7.90
132 kV and above	kVA	500	7.70
HT-I(A): Optional Category with CMD Up to 150 kVA			
11 kV	kVA	100	8.00
HT-I(B): Ferro Alloys			
11 kV	kVA	500	7.65
33 kV	kVA	500	7.15
132 kV and above	kVA	500	6.65
HT-II(A) OTHERS			
11 kV	kVA	500	8.80
33 kV	kVA	500	8.00
132 kV and above	kVA	500	7.80
HT-II(B) Wholly Religious Places			
11 kV	kVA	285	5.00
33 kV	kVA	285	5.00
132 kV and above	kVA	285	5.00
HT-III Airports, Railway stations and Bus stations			
11 kV	kVA	500	8.50
33 kV	kVA	500	7.85
132 kV and above	kVA	500	7.45
HT-IV(A) Irrigation and Agriculture			
11 kV	kVA	300	6.30
33 kV	kVA	300	6.30
132 kV and above	kVA	300	6.30
HT-IV(B) CPWS Schemes			
11 kV	kVA		6.10
33 kV	kVA		6.10
132 kV and above	kVA		6.10
HT-V(A) Railway Traction			
HT-V(B) HMR			
	kVA	500	5.05
	kVA	500	4.95
HT-VI Townships & Residential Colonies			
11 kV	kVA	285	7.30
33 kV	kVA	285	7.30
132 kV and above	kVA	285	7.30
HT-VII: Temporary			
11 kV	kVA	500	11.80
33 kV	kVA	500	11.00
132 kV and above	kVA	500	10.80
<i>For HT-VII Temporary Supply, the consumer shall be required to deposit in advance the estimated consumption charges along with other charges as stipulated in the Tariff Order.</i>			
HT-VIII: RESCO			
11 kV			4.77

HT-IX: Electric Vehicle Charging Stations			
11 kV	kVA	100	6.00
33 kV	kVA	100	6.00
132 kV and above	kVA	100	6.00

7.3 TIME OF DAY (TOD) TARIFFS:

Applicability:

The following Time of Day (TOD) Tariffs are applicable for categories viz.,

- HT-I(A) Industry General;
- HT-I(A) Poultry Farms;
- HT-II(A) Others;
- HT-II(B) Wholly Religious Places;
- HT-III Airports, Railway stations and Bus Stations
- HT-IX Electric Vehicle Charging Stations;

Table 7-3: Applicable Time of Day (TOD) Tariffs for HT-I(A) Industry General and Poultry, HT-II(A) Others, HT-II(B) Wholly Religious places, HT-III airports, Railway stations and Bus stations and HT-IX Electric Vehicle Charging Stations.

Description	During the Period	ToD Tariff over Retail Supply Energy Charges for FY 2024-25
Time of Day (TOD)Tariff	6 am to 10 am and 6 pm to 10 pm	Plus Re.1/unit
Time of Day (TOD)Tariff	10 pm to 6 am	Less Re.1.50/unit

7.4 REVENUE AT REFERENCE TARIFFS

7.4.1 The following table shows the category-wise revenue determined by the Commission for FY 2024-25 at the Reference Tariffs:

Table 7-4: Revenue at Reference Tariffs determined by the Commission
(Rs. crore)

Consumer Category		Determined by the Commission		
		TGSPDCL	TGNPDCL	Total
LT Category				
LT-I	Domestic	6459.84	2031.94	8491.78
LT-II	Non-Domestic/Commercial	4529.04	1178.34	5707.39
LT-III	Industrial	1007.31	241.35	1248.66
LT-IV	Cottage Industries	4.55	4.35	8.90
LT-V	Agricultural	60.29	50.51	110.81
LT-VI	Street Lighting & PWS	392.42	268.75	661.18
LT-VII	General Purpose	86.06	57.64	143.69
LT-VIII	Temporary Supply	181.65	19.01	200.66
LT-IX	Electric Vehicle Charging Stations	2.77	0.46	3.22
HT-Category at 11 kV				

Consumer Category		Determined by the Commission		
		TGSPDCL	TGNPDCL	Total
HT-I(A)	Industry	4463.42	1117.23	5580.65
HT-I(B)	Ferro Alloys	0.18	0.00	0.18
HT-II(A)	Others (Commercial)	2578.22	266.75	2844.97
HT-II(B)	Wholly Religious Places	0.16	0.20	0.36
HT-III	Airports, Railway stations and Bus stations	5.18	8.47	13.65
HT-IV(A)	Irrigation and Agriculture	25.89	36.19	62.08
HT-IV(B)	CPWS Schemes	90.00	99.82	189.82
HT-VI	Townships and Residential Colonies	219.75	8.13	227.88
HT-VII	Temporary Supply	329.36	23.77	353.13
HT-VIII	RESCOs	0.00	459.86	459.86
HT- IX	Electric Vehicle Charging Stations	11.47	0.00	11.47
HT Category at 33 kV				
HT-I(A)	Industry	5379.89	183.82	5563.71
HT-I(B)	Ferro Alloys	7.25	5.34	12.59
HT-II(A)	Others (Commercial)	1500.21	17.97	1518.18
HT-II(B)	Wholly Religious Places	1.83	0.00	1.83
HT-III	Airports, Railway stations and Bus stations	0.00	0.00	0.00
HT-IV(A)	Irrigation and Agriculture	41.28	38.31	79.59
HT-IV(B)	CPWS Schemes	175.71	225.36	401.07
HT-VI	Townships and Residential Colonies	135.48	29.98	165.46
HT-VII	Temporary Supply	54.84	12.19	67.03
HT-VIII	RESCO	0.00	0.00	0.00
HT- IX	Electric Vehicle Charging Stations	0.00	1.79	1.79
HT Category at 132 kV and above				
HT-I(A)	Industry	3671.16	531.39	4202.55
HT-I(B)	Ferro Alloys	128.49	0.00	128.49
HT-II(A)	Others (Commercial)	148.29	11.94	160.23
HT-II(B)	Wholly Religious Places	0.00	0.00	0.00
HT-III	Airports, Railway stations and Bus stations	90.10	0.00	90.10
HT-IV(A)	Irrigation and Agriculture	1405.41	1678.35	3083.76
HT-IV(B)	CPWS Schemes	196.14	17.96	214.09
HT-V(A)	Railway Traction	358.88	408.26	767.14
HT-V(B)	HMR	68.47	0.00	68.47
HT-VI	Townships and Residential Colonies	0.00	58.89	58.89
HT-VII	Temporary Supply	0.00	0.76	0.76
HT-VIII	RESCOs	0.00	0.00	0.00
HT- IX	Electric Vehicle Charging Stations	0.00	0.00	0.00
Total		33810.98	9094.89	42905.87

7.4.2 The total revenue at reference tariffs determined by the Commission for FY 2024-25 is Rs. 42905.87 crore and considering the approved energy sales of 74047.30 MU, the average recovery of cost as per the above tariff schedule works out to Rs.5.79/kWh.

7.4.3 The average CoS for FY 2024-25 is Rs.7.35/kWh and the average recovery of cost through revenue realisation is Rs.5.79/kWh, leaving a deficit of Rs.1.56/kWh. This deficit needs to be recovered by way of other incomes/ revenues (non-tariff income, revenue from cross subsidy surcharge and revenue

from additional surcharge) and the subsidy of State Government to compensate TGDISCOMs for supply of electricity at subsidised rates for certain category of consumers.

7.4.4 The non-tariff income for FY 2024-25 has been projected as Rs.79.80 crore and Rs.51.00 crore for TGSPDCL and TGNPDCL respectively. The Commission has considered the non-tariff income of Rs. 151.14 crore and Rs.119.86 crore for TGSPDCL and TGNPDCL respectively for FY 2024-25.

7.4.5 The revenue from Cross Subsidy Surcharge (CSS) for FY 2024-25 has been projected as Rs.68.47 crore for TGSPDCL, considering the proposed category-wise CSS and projected open access consumption of 406.55 MU. TGNPDCL has not projected any open access consumption in FY 2024-25. The CSS determined by the Commission for FY 2024-25 has been detailed in Chapter 8 of the Order. Considering the projected open access consumption of 406.55 MU and the category-wise CSS approved for FY 2024-25, the Commission has determined the revenue from CSS as Rs.66.31 crore for TGSPDCL. The Commission has not projected any revenue from CSS for TGNPDCL.

Revenue from Additional Surcharge

7.4.6 The revenue from Additional Surcharge for FY 2024-25 has been projected as Rs. 29.18 crore for TGSPDCL, considering the rate (Rs. 1.40/unit) as approved for H1 and Rs. 1.60/unit as per filings for H2 of FY 2024-25. TGNPDCL has not projected any open access consumption in FY 2024-25. The Commission vide its Orders dated 20.03.2023 in O.P. Nos. 39&40 of 2023 has determined the Additional Surcharge of Rs.1.40/kWh for H1 of FY 2024-25 and O.P. Nos. 7&8 of 2024 has determined the Additional Surcharge of Rs.1.09/kWh for H2 of FY 2024-25. Assuming the open access consumption of H2 at the same level as that of actual for H1 and Additional Surcharge rate of Rs.1.40/kWh for H1 and Rs. 1.09/kWh for H2, the Commission has determined the revenue from Additional Surcharge as Rs. 54.69 crore for TGSPDCL. The Commission has not projected any revenue from Additional Surcharge for TGNPDCL.

7.5 REVENUE GAP AT REFERENCE TARIFFS

7.5.1 The revenue gap determined by the Commission at the Reference Tariffs is as shown in the Table below:

Table 7-5: Revenue gap at Reference Tariffs determined by the Commission for FY 2024-25 (Rs. crore)

Particulars		TGSPDCL	TGNPDCL	CESS	TOTAL
1.0	Revenue requirement	37947.00	16236.22	530.59	54713.81
2.0	Revenue (2.1 + 2.2 + 2.3)	33931.92	9094.89	187.47	43214.28
2.1	Revenue from determined tariff	33810.98	9094.89	180.97	43086.84
2.2	Revenue from CSS	66.31	0.00	-	66.31
2.3	Revenue from AS	54.69	0.00	-	54.69
3.0	Revenue Deficit (1.0 -2.0)	4015.06	7141.35	343.11	11499.52

7.6 FULL COST RECOVERY TARIFF SCHEDULE

- 7.6.1 The Commission after examining the cost, revenue and cross subsidy for each consumer category and considering the Reference Tariff Schedule has determined the Full Cost Recovery Tariff Schedule (FCRTS) for FY 2024-25. If this FCRTS is levied on different consumer categories for consumption during FY 2024-25, TGDISCOMs will be able to meet the approved revenue requirement in full.
- 7.6.2 The revenue is computed as per the Reference Tariff Schedule, for each consumer category based on the approved sales for FY 2024-25. The non-tariff income is apportioned amongst various consumer categories.
- 7.6.3 The category-wise revenue including the non-tariff income is compared with the category-wise cost of supply, based on the cost of service determined for the respective consumer categories. Based on the cost and revenue from each consumer category, some consumer categories are classified as subsidising if the revenue is more than the cost (surplus) and others are subsidised if the revenue is less than cost (deficit).
- 7.6.4 The sum of surplus of revenue over cost available from subsidising categories is first utilised to meet the deficit of subsidized consumer categories other than LT-I (Domestic) and LT-V (Agricultural). The remaining surplus, if any, is allocated to LT-I (Domestic) and LT-V (Agricultural) categories.
- 7.6.5 After allocation of the surplus available, the net deficit (cost for that category less revenue from the category and surplus allocated to that category) is computed for LT-I(Domestic) and LT-V(Agricultural) consumer categories. The net deficit computed for LT-I and LT-V categories is Rs.11156.41 crore.
- 7.6.6 As there is no other source of revenue to meet the remaining cost, the energy rate/charge for LT-I (Domestic) and LT-V (Agricultural) categories is revised

upwards by an amount equal to net deficit divided by approved sales. By doing so, the revenue from tariff and allocated surplus will be sufficient to meet the cost.

7.6.7 Following the methodology detailed above, the Commission has drawn up a FCRTS for each TGDISCOM. If TGDISCOMs levy the tariff as per FCRTS for FY 2024-25, they would recover the approved ARR in full. The FCRTS for FY 2024-25 is as shown below:

Table 7-6: Full Cost Recovery Tariff Schedule for FY 2024-25

Category	Fixed Charge Rs./Month		Energy Charge (Rs./Unit)	
	Unit	Rate	TGSPDCL	TGNPDCL
Low Tension				
LT I: Domestic				
LT I (A): Upto 100 Units/Month				
0-50	kW	10	6.66	7.20
51-100	kW	10	3.10	3.10
LT I (B)(i): Above 100 Units/Month & Upto 200 Units/Month				
0-100	kW	10	3.40	3.40
101-200	kW	10	4.80	4.80
LT I (B)(ii): Above 200 Units/Month				
0-200	kW	10	5.10	5.10
201-300	kW	10	7.70	7.70
301-400	kW	10	9.00	9.00
401-800	kW	10	9.50	9.50
Above 800 Units	kW	50	10.00	10.00
LT II: Non-Domestic/Commercial				
LT II (A): Upto 50 Units/Month				
0-50	kW	30	7.00	7.00
LT II (B): Above 50 Units/Month				
0-100	kW	70	8.50	8.50
101-300	kW	70	9.90	9.90
301-500	kW	100	10.40	10.40
Above 500	kW	100	11.00	11.00
LT II (C): Advertisement Hoardings	kW	150	13.00	13.00
LT II (D): Haircutting salons consuming upto 200 Units/Month				
0-50	kW	60	5.30	5.30
51-100	kW	60	6.60	6.60
101-200	kW	60	7.50	7.50
LT III: Industry				
Industries	kW	100	7.70	7.70
Seasonal Industries (off season)	kW	100	8.40	8.40
Pisciculture/ Prawn culture	kW	50	6.20	6.20
Sugarcane crushing	kW	50	6.20	6.20
Poultry farms	kW	65	7.00	7.00
Mushroom, Rabbit, Sheep and Goat farms	kW	100	7.30	7.30
LT IV: Cottage Industries				
(A) Cottage Industries	kW	20	4.00	4.00
(B) Agro Based Activities	kW	20	4.00	4.00
LT V: Agriculture				
LT V (A): Agriculture				
Corporate Farmers	HP		2.50	2.50
Other than Corporate Farmers	HP		2.77	7.44
LT V (B): Others				

Category	Fixed Charge Rs./Month		Energy Charge (Rs./Unit)	
	Unit	Rate	TGSPDCL	TGNPDCL
Horticulture Nurseries with CL upto 15 HP	HP	20	5.37	7.67
LT VI: Street Lighting & PWS				
LT VI (A): Street Lighting				
Panchayats	kW	32	7.10	7.10
Municipalities	kW	32	7.60	7.60
Municipal Corporations	kW	32	8.10	8.10
LT VI (B): PWS Schemes				
Panchayats	HP	32	6.00	6.00
Municipalities	HP	32	7.10	7.10
Municipal Corporations	HP	32	7.60	7.60
LT VII: General				
LT VII (A): General Purpose	kW	21	8.30	8.30
LT VII (B): Wholly Religious Places	kW	30	5.00	5.00
LT VIII: Temporary Supply				
LT IX: EV Charing station	kW	0	6.00	6.00
High Tension				
HT I (A): Industry General				
11 kV	kVA	500	7.65	7.65
33 kV	kVA	500	7.15	7.15
132 kV and above	kVA	500	6.65	6.65
HT I (A): Lights and Fans				
11 kV			7.65	7.65
33 kV			7.15	7.15
132 kV and above			6.65	6.65
HT I (A): Poultry Farms				
11 kV	kVA	500	7.65	7.65
33 kV	kVA	500	7.15	7.15
HT I (A): Industrial Colonies				
11 kV		0	7.30	7.30
33 kV		0	7.30	7.30
132 kV and above		0	7.30	7.30
HT I (A): Seasonal Industries				
11 kV	kVA	500	8.60	8.60
33 kV	kVA	500	7.90	7.90
132 kV and above	kVA	500	7.70	7.70
HT I (A): Optional Category with Load upto 150 kVA				
11 kV	kVA	100	8.00	8.00
HT I (B): Ferro Alloy Units				
11 kV	kVA	500	7.65	7.65
33 kV	kVA	500	7.15	7.15
132 kV and above	kVA	500	6.65	6.65
HT II (A): Others				
11 kV	kVA	500	8.80	8.80
33 kV	kVA	500	8.00	8.00
132 kV and above	kVA	500	7.80	7.80
HT II (B): Wholly Religious Places				
11 kV	kVA	285	5.00	5.00
33 kV	kVA	285	5.00	5.00
132 kV and above	kVA	285	5.00	5.00
HT III: Airports, Bus Stations and Railway Stations				
11 kV	kVA	500	8.50	8.50
33 kV	kVA	500	7.85	7.85
132 kV and above	kVA	500	7.45	7.45
HT IV (A): Irrigation and Agriculture				

Category	Fixed Charge Rs./Month		Energy Charge (Rs./Unit)	
	Unit	Rate	TGSPDCL	TGNPDCL
11 kV	kVA	300	6.30	6.30
33 kV	kVA	300	6.30	6.30
132 kV and above	kVA	300	6.30	6.30
HT IV (B): CP Water Supply Schemes				
11 kV	kVA		6.10	6.10
33 kV	kVA		6.10	6.10
132 kV and above	kVA		6.10	6.10
HT V (A): Railway Traction	kVA	500	5.05	5.05
HT V (B): HMR	kVA	500	4.95	4.95
HT VI: Townships and Residential Colonies				
11 kV	kVA	285	7.30	7.30
33 kV	kVA	285	7.30	7.30
132 kV and above	kVA	285	7.30	7.30
HT VII: Temporary				
11 kV	kVA	500	11.80	11.80
33 kV	kVA	500	11.00	11.00
132 kV and above	kVA	500	10.80	10.80
HT VIII: RESCO				
11 kV				4.84
HT IX: EV Charging station				
11 kV	kVA	100	6.00	6.00
33 kV	kVA	100	6.00	6.00
132 kV and above	kVA	100	6.00	6.00

7.6.8 In the absence of any external subsidy u/s 65 of the Act, TGDISCOMs will have to charge the rates contained in the above FCRTS to generate the revenue required to meet the approved cost.

7.7 COMMUNICATION WITH GoTG WITH REGARD TO SUBSIDY COMMITMENT

7.7.1 The Commission, taking into consideration the statement of GoTG in the Public Hearing held on 23.10.2024 at Hyderabad, has corresponded with GoTG vide the letter No. TGERC/Secy/F.No.ARR-2024-25/D No.609 dated 25.10.2024 informing that the Commission after examining each component of the filings made by TGDISCOMs have determined the revenue deficit for both TGDISCOMs and CESS as Rs.11499.52crore for FY 2024-25.

7.7.2 The details of requirement of subsidy amount as communicated to GoTG is shown in the Table below:

Table 7-7: Requirement of subsidy amount as communicated to GoTG for FY 2024-25

Sl. No.	Consumer Category	TGSPDCL	TGNPDCL	CESS, Sircilla	Total
1	LT-I: Domestic	849.26	827.51	22.68	1699.45
2	LT-V: Agricultural	3165.80	6313.84	320.43	9800.07
3	Total	4015.06	7141.35	343.11	11499.52

7.7.3 In the letter to GoTG, the Commission has placed the Full Cost Recovery Tariff Schedule (FCRTS) for FY 2024-25, which TGDISCOMs have to charge in the absence of any external subsidization under Section 65 of the Act in order to recover the Commission determined ARR. The Commission also prepared a Retail Supply Tariff Schedule (RSTS) for FY 2024-25 duly considering the following:

- a) If the RSTS is to be implemented, the licensees have to be compensated by the GoTG under Section 65 of the Act to the extent of Rs.11499.52crore for FY 2024-25.
- b) In case GoTG wishes to further reduce tariffs for any class of consumers in the RSTS, then the consequential subsidy shall have to be borne by the GoTG.

7.7.4 In response to the Commission's letter dated 25.10.2024, the Principal Secretary to Government, (FAC) Energy Department, GoTG, vide letter no. 1225/budget.A2/2024 dated 28.10.2024 informed that the Government " after careful consideration of the matter have noted the retail sale tariff proposed by the Commission for FY2024-25 and hereby communicate consent under Section 65 of the Electricity Act, 2003 in respect of grant of subsidy for FY2024-25 and confirms its commitment to provide subsidy to a tune of Rs.11499.52 crore, consequent to the approval of Retail Supply Tariff Order for FY2024-25 by the Commission. The Government of Telangana also directs the Commission under Section 108 of the Act, to maintain uniform retail supply tariffs across the State of Telangana i.e. TGDISCOMs (TGSPDCL and TGNPDCL).

7.7.5 The Commission in accordance with the decisions detailed in the above chapters and the consent from GoTG for provisions of subsidy, hereby determines the Retail Supply Tariffs for FY 2024-25. The Retail Supply Tariffs along with the terms and conditions approved in this Order shall be applicable w.e.f. 01.11.2024 in respect of TGDISCOMs (TGSPDCL & TGNPDCL) and CESS, Sircilla in the Telangana.

Table 7-8: Retail Supply Tariff Schedule as determined by the Commission for FY2024-25

Category	Fixed/Demand Charge		Energy Charge
	Unit	Rs./Unit/month	(Rs./Unit)
Low Tension			
LT-I: Domestic			

Category	Fixed/Demand Charge		Energy Charge
	Unit	Rs./Unit/month	(Rs./Unit)
LT-I(A): Upto 100 units/month			
0-50	kW	10	1.95
51-100	kW	10	3.10
LT-I(B)(i): Above 100 units/month & up to 200 units/month			
0-100	kW	10	3.40
101-200	kW	10	4.80
LT-I(B)(ii): Above 200 units/month			
0-200	kW	10	5.10
201-300	kW	10	7.70
301-400	kW	10	9.00
401-800	kW	10	9.50
Above 800 units	kW	50	10.00
LT-II: Non-Domestic/Commercial			
LT-II(A): Upto 50 units/month			
0-50	kW	30	7.00
LT-II(B): Above 50 units/month			
0-100	kW	70	8.50
101-300	kW	70	9.90
301-500	kW	100	10.40
Above 500	kW	100	11.00
LT-II(C): Advertisement Hoardings	kW	150	13.00
LT-II(D): Haircutting salons consuming upto 200 units/month			
0-50	kW	60	5.30
51-100	kW	60	6.60
101-200	kW	60	7.50
LT-III: Industry			
Industries	kW	100	7.70
Seasonal Industries (off- season)	kW	100	8.40
Pisciculture/Prawn culture	kW	50	6.20
Sugarcane crushing	kW	50	6.20
Poultry farms	kW	65	7.00
Mushroom, Rabbit, Sheep and Goat farms	kW	100	7.30
<i>For Rice Mills under LT-III Industry, the upper limit of Contract Load shall be 93 kW/125 HP; For the remaining consumers under LT-III Industry, the upper limit of Contract Load shall be 75 kW/100 HP.</i>			
LT-IV: Cottage Industries			
LT-IV(A): Cottage Industries	kW	20	4.00
LT-IV(B): Agro Based Activities	kW	20	4.00
<i>For LT-IV(B) Agro Based Activity, the upper limit of Connected Load for Sheep farming, Goat farming, and Dairy farming activities shall be 25 HP; For the remaining consumers under LT-IV(B) Agro Based Activity, the upper limit of Connected Load shall be 20 HP.</i>			
LT-V: Agricultural			
LT-V(A): Agriculture			
Corporate Farmers	HP		2.50
Other than Corporate Farmers	HP		0.00
LT-V(B): Others			
Horticulture Nurseries with CL upto 20 HP	HP	20	4.00
LT-VI: Street Lighting & PWS			
LT-VI(A): Street Lighting			
Panchayats	kW	32	7.10
Municipalities	kW	32	7.60

Category	Fixed/Demand Charge		Energy Charge
	Unit	Rs./Unit/month	(Rs./Unit)
Municipal Corporations	kW	32	8.10
LT-VI(B): PWS Schemes			
Panchayats	HP	32/HP subject to a minimum of Rs.50/month	6.00
Municipalities	HP	32/HP subject to a minimum of Rs.100/month	7.10
Municipal Corporations	HP	32/HP subject to a minimum of Rs.100/month	7.60
LT-VII: General			
LT-VII(A): General Purpose	kW	21	8.30
LT-VII(B): Wholly Religious Places	kW	30	5.00
LT-VIII: Temporary Supply			
	kW	21	12.00
<i>For LT-VIII Temporary Supply, the consumer shall be required to deposit in advance the estimated consumption charges along with other charges as stipulated in the Tariff Order.</i>			
LT-IX: Electric Vehicle Charging Stations			
	kW	0	6.00
High Tension			
HT-I(A): Industry General			
11 kV	kVA	500	7.65
33 kV	kVA	500	7.15
132 kV and above	kVA	500	6.65
HT-I(A): Lights and Fans			
11 kV			7.65
33 kV			7.15
132 kV and above			6.65
HT-I(A): Poultry Farms			
11 kV	kVA	500	7.65
33 kV	kVA	500	7.15
HT-I(A): Industrial Colonies			
11 kV			7.30
33 kV			7.30
132 kV and above			7.30
HT-I(A): Seasonal Industries			
11 kV	kVA	500	8.60
33 kV	kVA	500	7.90
132 kV and above	kVA	500	7.70
HT-I(A): Optional Category with CMD Up to 150 kVA			
11 kV	kVA	100	8.00
HT-I(B): Ferro Alloys			
11 kV	kVA	500	7.65
33 kV	kVA	500	7.15
132 kV and above	kVA	500	6.65
HT-II(A) OTHERS			
11 kV	kVA	500	8.80
33 kV	kVA	500	8.00
132 kV and above	kVA	500	7.80
HT-II(B) Wholly Religious Places			
11 kV	kVA	285	5.00
33 kV	kVA	285	5.00
132 kV and above	kVA	285	5.00
HT-III Airports, Railway stations and Bus stations			
11 kV	kVA	500	8.50
33 kV	kVA	500	7.85

132 kV and above	kVA	500	7.45
HT-IV(A) Irrigation and Agriculture			
11 kV	kVA	300	6.30
33 kV	kVA	300	6.30
132 kV and above	kVA	300	6.30
HT-IV(B) CPWS Schemes			
11 kV	kVA		6.10
33 kV	kVA		6.10
132 kV and above	kVA		6.10
HT-V(A) Railway Traction			
HT-V(B) HMR			
	kVA	500	5.05
	kVA	500	4.95
HT-VI Townships & Residential Colonies			
11 kV	kVA	285	7.30
33 kV	kVA	285	7.30
132 kV and above	kVA	285	7.30
HT-VII: Temporary			
11 kV	kVA	500	11.80
33 kV	kVA	500	11.00
132 kV and above	kVA	500	10.80
<i>For HT-VII Temporary Supply, the consumer shall be required to deposit in advance the estimated consumption charges along with other charges as stipulated in the Tariff Order.</i>			
HT-VIII: RESCO			
11 kV			4.77
HT-IX: Electric Vehicle Charging Stations			
11 kV	kVA	100	6.00
33 kV	kVA	100	6.00
132 kV and above	kVA	100	6.00

7.8 TIME OF DAY (TOD) TARIFFS:

Applicability:

The following Time of Day (TOD) Tariffs are applicable for categories viz.,

- i. HT-I(A) Industry General;
- ii. HT-I(A) Poultry Farms;
- iii. HT-II(A) Others;
- iv. HT-II(B) Wholly Religious Places;
- v. HT-III Airports, Railway stations and Bus Stations
- vi. HT-IX Electric Vehicle Charging Stations;

Table 7-9: Applicable Time of Day (TOD) Tariffs for HT-I(A) Industry General and Poultry, HT-II(A) Others, HT-II(B) Wholly Religious places, HT-III airports, Railway stations and Bus stations and HT-IX Electric Vehicle Charging Stations.

Description	During the Period	ToD Tariff over Retail Supply Energy Charges for FY 2024-25
Time of Day (TOD)Tariff	6 am to 10 am and 6 pm to 10 pm	Plus Re.1/unit
Time of Day (TOD)Tariff	10 pm to 6 am	Less Re.1.50/unit

CHAPTER-8 CROSS SUBSIDY SURCHARGE FOR FY 2024-25

8.1 STATUTORY PROVISIONS

8.1.1 Sections 39(2) (d)(ii), 40(c)(ii) and 42(2) of the Act provides for payment of a surcharge by the consumer when a consumer avails of power under the open access. Further, Section 42(2) of the Act, 2003 provides that the surcharge shall be determined by the Commission and such surcharge shall be utilized to meet the requirements of current level of cross subsidy within the area of supply of the distribution licensee.

8.1.2 Clause 17.1(iii) of the Regulation No.2 of 2005, reproduced below, specifies that the open access consumers shall pay Cross Subsidy Surcharge (CSS) as determined by the Commission, to the distribution licensee.

“The Open access users of the Transmission and/or Distribution System where such open access is for delivery of electricity to the consumer’s premises in the area of supply of a distribution licensee, shall pay to the distribution licensee the (cross-subsidy) surcharge as determined by the Commission from time to time under Section 42(2) of the Act:

Provided that no (cross-subsidy) surcharge shall be payable if the open access is provided to a person who has established a captive generating plant for carrying the electricity to the destination of his own use.”

8.1.3 As per the afore-mentioned provisions, to maintain current level of subsidy, CSS has to be levied on the consumers, who opt for open access.

8.1.4 CSS is normally computed as the difference between (i) the tariff applicable to the relevant category of consumers and (ii) the cost of the distribution licensee to supply electricity to the consumers of the applicable class i.e., CoS for a particular category of consumers.

8.1.5 As per the Tariff Policy, 2016, State Electricity Regulatory Commissions (SERCs) may calculate the cost of supply of electricity by the distribution licensee to consumers of the applicable class as aggregate of (a) per unit weighted average cost of power purchase including meeting the renewable purchase obligation; (b) transmission and distribution losses applicable to the relevant voltage level and commercial losses allowed by the SERC; (c) transmission, distribution and wheeling charges up to the relevant voltage level; and (d) per unit cost of carrying regulatory assets, if applicable.

8.1.6 The Tariff Policy, 2016 specifies the following formula for computation of CSS:

$$S = T - [C / (1-L/100) + D + R]$$

Where,

S is the surcharge

T is the tariff payable by the relevant category of consumers, including reflecting the Renewable Purchase Obligation

C is the per unit weighted average cost of power purchase by the Licensee, including meeting the Renewable Purchase Obligation

D is the aggregate of transmission, distribution and wheeling charge applicable to the relevant voltage level

L is the aggregate of transmission, distribution and commercial losses, expressed as a percentage applicable to the relevant voltage level

R is the per unit cost of carrying regulatory assets.

8.2 CROSS SUBSIDY SURCHARGE FOR FY 2024-25

TGDISCOMs' Submissions

8.2.1 The TGDISCOMs have filed CSS for FY 2024-25 as per the Tariff Policy, 2016 considering the following for the respective TGDISCOMs:

- Category-wise average realisation from the proposed tariffs.
- Weighted average power purchase cost.
- Wheeling charges and losses computed at different load factors across voltages considering wheeling charges approved by the Commission.

8.2.2 The CSS proposed by TGDISCOMs for FY 2024-25 is as shown below:

Table 8-1: CSS proposed by TGDISCOMs for FY 2024-25

Consumer Category		TGSPDCL	TGNPDCL
HT Category at 11 kV			
HT-I	Industry	1.95	1.82
HT-II	Others	2.19	2.33
HT-III	Airports, Railway stations and Bus stations	2.01	2.06
HT-IV-A	Irrigation, Agriculture & CPWS	2.25	2.24
HT-VI	Townships and Residential Colonies	1.17	1.00
HT-VII	Temporary Supply	2.86	3.11
HT Category at 33 kV			
HT-I	Industry	1.68	1.81
HT-I(B)	Ferro Alloys	-	5.39
HT-II	Others	1.96	2.19
HT-IV	Irrigation, Agriculture & CPWS	1.63	1.97

Consumer Category		TGSPDCL	TGNPDCL
HT-VI	Townships and Residential Colonies	1.67	1.74
HT-VII	Temporary Supply	2.74	3.10
HT Category at 132 kV and above			
HT-I	Industry	1.58	1.89
HT-IB	Ferro Alloys	1.83	
HT-II	Others	1.85	4.45
HT-III	Airports, Railway Stations and Bus Stations	1.74	
HT-IV A	Irrigation, Agriculture & CPWS	1.75	1.95
HT-IV B	CP Water Supply Scheme	0.56	0.51
HT-V	Railway Traction/HMR	0.95	1.33
HT-VI	Townships and Residential Colonies	-	1.70
HT-VII	Temporary Supply	-	2.58

Commission's View

- 8.2.3 The Commission has adopted the CSS computation formula as specified in the Tariff Policy, 2016 for determination of CSS for FY 2024-25.
- 8.2.4 The Commission has computed TGDISCOM-wise, category-wise, voltage-wise 'T', i.e. per unit tariff (Rs./unit) realized for FY 2024-25 from the relevant category of consumers, calculated based on category-wise revenue anticipated from the approved sales at tariff determined for that category, divided by the approved sales. The value of 'T' computed for each category has been presented in Table below:

Consumer Category		FY2024-25					
		TGSPDCL			TGNPDCL		
		Sales	Revenue	Average Realisation	Sales	Revenue	Average Realisation
		(MU)	(Rs. crore)	(Rs./kWh)	(MU)	(Rs. crore)	(Rs./kWh)
LT Category							
LT I (A&B)	Domestic	11668.37	6459.84	5.54	4410.69	2031.94	4.61
LT II (A, B, C & D)	Non-Domestic/ Commercial	3942.50	4529.04	11.49	1028.04	1178.34	11.46
LT III (A&B)	Industrial	1056.85	1007.31	9.53	238.54	241.35	10.12
LT IV (A&B)	Cottage Industries & Dhobighats	9.49	4.55	4.79	8.19	4.35	5.32
LT V (A&B)	Irrigation & Agriculture	11444.33	60.29	0.05	8493.09	50.51	0.06
LT VI (A&B)	Local Bodies, Street Lighting & PWS	515.79	392.42	7.61	380.90	268.75	7.06
LT VII (A&B)	General Purpose	101.81	86.06	8.45	67.81	57.64	8.50
LT VIII (A&B)	Temporary Supply	147.60	181.65	12.31	15.22	19.01	12.48
LT IX	EV Charging Station	4.11	2.77	6.73	0.17	0.46	26.58
HT Category at 11 kV							
HT-I	Industry Segregated	4567.77	4463.42	9.77	1146.61	1117.23	9.74

Consumer Category		FY2024-25					
		TGSPDCL			TGNPDCL		
		Sales	Revenue	Average Realisation	Sales	Revenue	Average Realisation
		(MU)	(Rs. crore)	(Rs./kWh)	(MU)	(Rs. crore)	(Rs./kWh)
HT-I(B)	Ferro Alloys	0.23	0.18	7.76	0.00	0.00	NA
HT-II(A)	Others (Commercial)	2346.20	2578.22	10.99	235.41	266.75	11.33
HT-II(B)	Wholly Religious Places	0.33	0.16	4.79	0.28	0.20	7.10
HT-III	Airports, Railways and Bus Stations	5.43	5.18	9.54	8.47	8.47	10.00
HT-IV(A)	Lift Irrigation & Agriculture	18.17	25.89	14.24	24.70	36.19	14.65
HT-IV(B)	CP Water Supply Schemes	147.05	90.00	6.12	163.17	99.82	6.12
HT-VI	Townships and Residential Colonies	265.41	219.75	8.28	9.13	8.13	8.91
HT	Temporary Supply	231.62	329.36	14.22	14.77	23.77	16.09
HT	RESCOs	0.00	0.00	NA	964.07	459.86	4.77
HT-IX	EV Charging Station	18.28	11.47	6.28	0.00	0.00	NA
HT Category at 33 kV							
HT-I	Industry Segregated	6624.30	5379.89	8.12	218.15	183.82	8.43
HT-I(B)	Ferro Alloys	0.00	7.25	NA	7.40	5.34	7.22
HT-II(A)	Others (Commercial)	1581.46	1500.21	9.49	17.14	17.97	10.48
HT-II(B)	Wholly Religious Places	3.63	1.83	5.03	0.00	0.00	NA
HT-III	Airports, Railways and Bus Stations	0.00	0.00	NA	0.00	0.00	NA
HT-IV(A)	Lift Irrigation & Agriculture	44.64	41.28	9.25	30.28	38.31	12.65
HT-IV(B)	CP Water Supply Schemes	287.95	175.71	6.10	369.17	225.36	6.10
HT-V(A)	Railway Traction	0.00	0.00	NA	0.00	0.00	NA
HT-VI	Townships and Residential Colonies	163.05	135.48	8.31	35.07	29.98	8.55
HT	Temporary Supply	39.39	54.84	13.92	8.15	12.19	14.96
HT	RESCOs	0.00	0.00	NA	0.00	0.00	NA
HT-IX	EV Charging Station	0.00	0.00	NA	0.09	1.79	198.37
HT Category at 132 kV							
HT-I	Industry Segregated	5094.66	3671.16	7.21	662.75	531.39	8.02
HT-I(B)	Ferro Alloys	145.93	128.49	8.80	0.00	0.00	NA
HT-II(A)	Others (Commercial)	179.92	148.29	8.24	5.03	11.94	23.73
HT-II(B)	Wholly Religious Places	0.00	0.00	NA	0.00	0.00	NA
HT-III	Airports, Railways and Bus Stations	116.63	90.10	7.72	0.00	0.00	NA
HT-IV(A)	Lift Irrigation & Agriculture	1449.64	1405.41	9.69	1495.45	1678.35	11.22
HT-IV(B)	CP Water Supply Schemes	321.52	196.14	6.10	29.43	17.96	6.10
HT-V(A)	Railway Traction	587.93	358.88	6.10	643.63	408.26	6.34
HT-V(B)	HMR	114.06	68.47	6.00	0.00	0.00	NA
HT-VI	Townships and Residential Colonies	0.00	0.00	NA	69.74	58.71	8.42
HT	Temporary Supply	0.00	0.00	NA	0.47	0.76	15.99
HT	RESCOs	0.00	0.00	NA	0.00	0.00	NA

Consumer Category		FY2024-25					
		TGSPDCL			TGNPDCL		
		Sales	Revenue	Average Realisation	Sales	Revenue	Average Realisation
		(MU)	(Rs. crore)	(Rs./kWh)	(MU)	(Rs. crore)	(Rs./kWh)
HT-IX	EV Charging Station	0.00	0.00	NA	0.00	0.00	NA

8.2.5 The Commission has computed TGDISCOM-wise 'C' i.e., per unit (Rs./unit) weighted average cost of power purchase divided by the approved energy requirement. The value computed for each licensee has been presented in Table below:

Particulars	TGSPDCL	TGNPDCL	TGDiscoms
Power Purchase cost (Rs. in crore)	29220.04	11494.19	40714.23
Power Purchase quantum (MU)	59336.50	23395.54	82732.04
Average Power Purchase cost per unit (Rs./kWh)	4.92	4.91	4.92

8.2.6 The Commission has computed 'D' and 'L' i.e., per unit aggregate of transmission, distribution and wheeling charges and commercial losses applicable for relevant voltage level and by taking transmission charges and voltage-wise distribution charges approved for FY 2024-25 is as shown below:

Voltage	TGSPDCL		TGNPDCL	
	Charge (Rs./kVA/month)	Rs./kWh	Charge (Rs./kVA/month)	Rs./kWh
LT	589.08	0.82	822.45	1.14
11kV	177.39	0.25	278.46	0.39
33kV	43.34	0.06	33.81	0.05
>=132kV and above	103.86	0.16	103.86	0.16

8.2.7 The Commission has not approved any regulatory assets in this Order for FY 2024-25, hence 'R' (i.e., per unit cost of carrying regulatory assets) does not arise.

8.2.8 Based on the above, the Commission has computed TGDISCOM-wise, voltage wise CSS for different categories of consumers applicable to consumers availing of open access at different voltages in the area of supply of the respective TGDISCOMs as below:

Table 8-2: TGSPDCL- CSS determined by the Commission for FY 2024-25

Category	Average Realization	Weighted average PP cost	Aggregate loss %	Aggregate T & D charge	Cost of carrying Regulatory asset	CSS	20% limit of AR	Allowable CSS
	(T)	(C)	(L)	(D)	(R)	(S)		
HIGH TENSION								
HT Category at 11 kV								

Category	Average Realization	Weighted average PP cost	Aggregate loss %	Aggregate T & D charge	Cost of carrying Regulatory asset	CSS	20% limit of AR	Allowable CSS
	(T)	(C)	(L)	(D)	(R)	(S)		
HT-I Industry Segregated	9.77	4.92	9.42%	0.47	0.00	4.23	1.95	1.95
HT-II - Others	10.99	4.92	9.42%	0.47	0.00	5.92	2.20	2.20
HT-III Airports, Railways and Bus stations	9.54	4.92	9.42%	0.47	0.00	4.47	1.91	1.91
HT -IV(A) Lift Irrigation and agriculture	14.24	4.92	9.42%	0.47	0.00	9.17	2.85	2.85
HT -IV(B) CPWS	6.12	4.92	9.42%	0.47	0.00	0.72	1.22	0.72
HT-VI Townships and Residential Colonies	8.28	4.92	9.42%	0.47	0.00	3.21	1.66	1.66
HT-Temporary Supply	14.22	4.92	9.42%	0.47	0.00	9.15	2.84	2.84
HT-EV Charging Stations	6.28	4.92	9.42%	0.47	0.00	0.88	1.26	0.88
HT Category at 33 kV								
HT-I Industry Segregated	8.12	4.92	5.58%	0.22	0.00	3.03	1.62	1.62
HT-II - Others	9.49	4.92	5.58%	0.22	0.00	4.40	1.90	1.90
HT -IV(A) Lift Irrigation and agriculture	9.25	4.92	5.58%	0.22	0.00	4.16	1.85	1.85
HT -IV(B) CPWS	6.10	4.92	5.58%	0.22	0.00	0.67	1.22	0.67
HT-VI Townships and Residential Colonies	8.31	4.92	5.58%	0.22	0.00	3.22	1.66	1.66
HT-Temporary Supply	13.92	4.92	5.58%	0.22	0.00	8.83	2.78	2.78
HT Category at 132 kV								
HT-I Industry Segregated	7.21	4.92	2.48%	0.16	0.00	2.33	1.44	1.44
HT-I(B) Ferro Alloys	8.80	4.92	2.48%	0.16	0.00	3.93	1.76	1.76
HT-II - Others	8.24	4.92	2.48%	0.16	0.00	3.37	1.65	1.65
HT-III Airports, Railways and Bus stations	7.72	4.92	2.48%	0.16	0.00	2.85	1.54	1.54
HT -IV(A) Lift Irrigation and agriculture	9.69	4.92	2.48%	0.16	0.00	4.82	1.94	1.94
HT -IV(B) CPWS	6.10	4.92	2.48%	0.16	0.00	0.89	1.22	0.89
HT-V Railway Traction & HMR	6.10	4.92	2.48%	0.16	0.00	0.89	1.22	0.89

Table 8-3: TGNPDCL- CSS determined by the Commission for FY 2024-25

Category	Average realisation (AR)	Weighted average PP cost	Aggregate loss %	Aggregate T & D charge	Cost of carrying Regulatory asset	CSS	20% limit of AR	Allowable CSS
	(T)	(C)	(L)	(D)	(R)	(S)		
HIGH TENSION								
HT Category at 11 kV								
HT-I Industry Segregated	9.74	4.91	8.93%	0.59	0.00	3.88	1.95	1.95
HT-II - Others	11.33	4.91	8.93%	0.59	0.00	5.46	2.27	2.27
HT-III Airports, Railways and Bus-stations	10.00	4.91	8.93%	0.59	0.00	4.13	2.00	2.00
HT -IV(A) Lift Irrigation and agriculture	14.65	4.91	8.93%	0.59	0.00	8.78	2.93	2.93
HT -IV(B) CPWS	6.12	4.91	8.93%	0.59	0.00	0.13	1.22	0.13
HT-VI Townships and Residential Colonies	8.91	4.91	8.93%	0.59	0.00	3.04	1.78	1.78
HT-Temporary Supply	16.09	4.91	8.93%	0.59	0.00	10.23	3.22	3.22
HT-EV Charging Stations	4.77	4.91	8.93%	0.59	0.00	0.00	0.95	0.00
HT Category at 33 kV								
HT-I Industry Segregated	8.43	4.91	5.40%	0.21	0.00	3.14	1.69	1.69
HT-I(B) Ferro Alloys	7.22	4.91	5.40%	0.21	0.00	1.94	1.44	1.44
HT-II - Others	10.48	4.91	5.40%	0.21	0.00	5.20	2.10	2.10
HT -IV(A) Lift Irrigation and agriculture	12.65	4.91	5.40%	0.21	0.00	7.37	2.53	2.53
HT -IV(B) CPWS	6.10	4.91	5.40%	0.21	0.00	0.70	1.22	0.70
HT-VI Townships and Residential Colonies	8.55	4.91	5.40%	0.21	0.00	3.27	1.71	1.71
HT-Temporary Supply	14.96	4.91	5.40%	0.21	0.00	9.68	2.99	2.99
HT Category at 132 kV								
HT-I Industry Segregated	8.02	4.91	2.48%	0.16	0.00	2.93	1.60	1.60
HT-II - Others	23.73	4.91	2.48%	0.16	0.00	18.64	4.75	4.75
HT -IV(A) Lift Irrigation and agriculture	11.22	4.91	2.48%	0.16	0.00	6.14	2.24	2.24
HT -IV(B) CPWS	6.10	4.91	2.48%	0.16	0.00	0.90	1.22	0.90
HT-V Railway Traction	6.34	4.91	2.48%	0.16	0.00	1.14	1.27	1.14
HT-VI Townships and Residential Colonies	8.42	4.91	2.48%	0.16	0.00	3.33	1.68	1.68
HT-Temporary Supply	15.99	4.91	2.48%	0.16	0.00	10.91	3.20	3.20

Table 8-4: TGNPDCL- CSS determined by the Commission for FY 2024-25

Category	FY 2024-25	
	SPDCL	NPDCL
HIGH TENSION		
HT Category at 11 kV		
HT-I Industry Segregated	1.95	1.95
HT-II - Others	2.20	2.27
HT-III Airports, Railways and Bus stations	1.91	2.00

Category	FY 2024-25	
	SPDCL	NPDCL
HT -IV Lift Irrigation and agriculture	2.85	2.93
HT -IV CPWS	0.72	0.13
HT-VI Townships and Residential Colonies	1.66	1.78
HT-Temporary Supply	2.84	3.22
HT-EV Charging Station	0.88	-
HT Category at 33 kV		
HT-I Industry Segregated	1.62	1.69
HT-II - Others	1.90	2.10
HT -IV Lift Irrigation and agriculture	1.85	2.53
HT -IV CPWS	0.67	0.70
HT-VI Townships and Residential Colonies	1.66	1.71
HT-Temporary Supply	2.78	2.99
HT Category at 132 kV and above		
HT-I Industry Segregated	1.44	1.60
HT-I(B) Ferro Alloys	1.76	-
HT-II - Others	1.65	4.75
HT-III Airports, Railways and Bus stations	1.54	-
HT -IV Lift Irrigation and agriculture	1.94	2.24
HT -IV CPWS	0.88	0.90
HT-V Railway Traction & HMR	0.88	1.14
HT-VI Townships and Residential Colonies	-	1.68
HT-Temporary Supply	-	3.20

8.3 APPLICABILITY

- 8.3.1 The CSS applicable for FY 2024-25 as approved by the Commission in this Order shall be effective from 01.11.2024 to 31.03.2025.

CHAPTER-9 TERMS & CONDITIONS OF TARIFF

9.1 TERMS & CONDITIONS OF TARIFF

9.1.1 Applicable with effect from 01.11.2024 to 31.03.2025 in respect of two Distribution Licensees in the Telangana (i.e., TGSPDCL and TGNPDCL) and also CESS, Sircilla.

9.1.2 The LT Tariffs determined in PART 'A' and HT Tariffs determined in PART 'B' below are subject to the following two general conditions.

- Fuel Surcharge Adjustment (FSA)/Fuel Cost Adjustment (FCA) will be extra as per Regulation No.1 of 2023 as amended from time to time.
- The Tariffs are exclusive of the Electricity duty payable as per the provisions of the Telangana Electricity Duty Act, 1939 as amended from time to time.

Part 'A'

LT-Tariffs

System of Supply: Low Tension A.C. 50 Cycles

Three Phase Supply at 415 Volts

Single Phase supply at 240 Volts

These tariffs are applicable for supply of electricity to LT consumers with a contracted load of 56 kW/75 HP and below. However, contracted load up to 75 kW/100 HP will be treated as LT, for LT-III Industrial category (for Rice Mills, the contracted load upto 93 kW/125 HP will be treated under LT-III Industrial category).

9.2 LT-I: DOMESTIC Applicability

9.2.1 This tariff is applicable for supply of electricity for lights, fans and other domestic purposes to domestic premises. *Domestic establishment/Premises is one which is used for dwelling/residential purpose.*

Explanation: For domestic category, the households having a separate kitchen will be treated as a separate establishment.

9.2.2 This tariff is applicable to the facilities viz. RO plants, sewerage treatment plants (STP), yard/street lights which are established and operated by the owners

welfare associations in gated communities having individual connections or single point supply.

9.2.3 The LT-Domestic consumers are divided broadly into two sub-categories, viz. LT-I(A), LT-I(B).

- The sub-category LT-I(A) shall be applicable to the consumers having consumption not exceeding 100 units per month.
- The sub-category LT-I(B) has been further sub-divided into LT-I(B)(i) and LT-I(B)(ii).
- LT-I(B)(i) shall be applicable to the consumer with consumption above 100 units but not exceeding 200 units per month.
- LT-I(B)(ii) shall be applicable to the consumer having consumption of above 200 units per month.

9.2.4 The consumer shall be billed electricity charges as shown below:

Category	Fixed Charge (Rs./month)		Energy Charge Rs./kWh
	Unit	Rate	
LT-I: Domestic			
LT-I(A): Not exceeding 100 units/month			
0-50	kW	10	1.95
51-100	kW	10	3.10
LT-I(B)(i): Above 100 units/month & not exceeding 200 units/month			
0-100	kW	10	3.40
101-200	kW	10	4.80
LT-I(B)(ii): Above 200 units/month			
0-200	kW	10	5.10
201-300	kW	10	7.70
301-400	kW	10	9.00
401-800	kW	10	9.50
Above 800 units	kW	50	10.00

9.3 LT-II: NON-DOMESTIC/COMMERCIAL

9.3.1 This category has been sub-divided into LT-II(A), LT-II(B), LT-II(C) and LT-II(D)

LT-II(A) and LT-II(B)

Applicability

- A consumer who undertakes Non-Domestic activity.
- A consumer who undertakes Commercial activity.
- A consumer who does not fall in any other LT category i.e., LT-I, LT-III to LT-IX categories.
- Consumers who avail supply of energy for lighting, fans, heating, air

conditioning and power appliances in Commercial or Non-Domestic premises. For example, shops, business houses, offices, public buildings, hospitals, hostels, hotels, choultries, restaurants, clubs, theatres, cinema halls, bus stands and attached offices, railway stations, timber depots, photo studios, all servicing centres, bus depots (other than that of TGSRTC), laundries, dry cleaning units, gas/oil storage/transfer stations, warehouses, godowns (other than cold storage godowns), storage units or of such similar nature.

- Educational institutions run by individuals, Non-Government Organizations or Private Trusts including student hostels of such educational institutions.

9.3.2 The sub-category LT-II(A) shall be applicable to the consumers having consumption not exceeding 50 units per month.

9.3.3 The sub-category LT-II(B) shall be applicable to the consumers having consumption above 50 units per month.

9.3.4 The consumer shall be billed electricity charges as shown below:

Category	Fixed Charge (Rs./month)		Energy Charge Rs./kWh or (Rs./kVAh)
	Unit	Rate	
LT-II: Non-Domestic/Commercial			
LT-II(A): Not exceeding 50 units/month			
0-50	kW	30	7.00
LT-II(B): Above 50 units/month			
0-100	kW	70	8.50
101-300	kW	70	9.90
301-500	kW	100	10.40
Above 500	kW	100	11.00
Monthly minimum energy charges		Rs.50 per month for single-phase supply	
		Rs.100 per month for three-phase supply	

LT-II(C): Advertising Hoardings

Applicability

9.3.5 Electricity supply availed of through a separate(independent) connection for the purpose of advertisements, hoardings and other conspicuous consumption such as external flood light, displays, neon signs at public places (roads, railway stations, airports etc.), departmental stores, commercial establishments, malls, multiplexes, theatres, clubs, hotels and other such entertainment/leisure establishments.

9.3.6 The consumer shall be billed electricity charges as shown below:

Category	Fixed Charge (Rs./month)		Energy Charge Rs./kWh or (Rs./kVAh)
	Unit	Rate	
LT-II(C): Advertisement Hoardings	kW	150	13.00
Subject to a monthly minimum energy charge of Rs.300 per month.			

LT-II(D): Haircutting Salons

Applicability

9.3.7 The tariff is applicable for supply of electricity to hair cutting salons with consumption not exceeding 200 units per month. For consumers whose consumption exceeds 200 units per month shall be billed under LT-II(B) sub-category.

9.3.8 The consumer shall be billed electricity charges as shown below:

Category	Fixed Charge (Rs./month)		Energy Charge Rs./kWh or (Rs./kVAh)
	Unit	Rate	
LT-II(D): Haircutting salons consuming not exceeding 200 units/month			
0-50	kW	60	5.30
51-100	kW	60	6.60
101-200	kW	60	7.50
Monthly minimum energy charges	Rs.65 per month for single phase supply		
	Rs.200 per month for three phase supply		

9.4 LT-III: INDUSTRY

Applicability

9.4.1 The tariff is applicable for supply of electricity to Low Tension Industrial consumer with a Contracted load upto 75 kW/100 HP, in case of Rice Mills the Contracted load is upto 93 kW/125 HP. Industrial purpose shall mean, supply for purpose of manufacturing, processing and/or preserving goods for sale, cold storage/cold storage godowns but shall not include shops, business houses, offices, public buildings, hospitals, hotels, hostels, choultries, restaurants, clubs, theaters, cinemas, bus stations, railway stations and other similar premises, notwithstanding any manufacturing, processing or preserving goods for sale.

9.4.2 This tariff shall also apply to

- i) Water Works & Sewerage Pumping Stations operated by the Government Departments or Co-operative Societies and pump sets of Railways, pumping

of water by industries as subsidiary function and sewerage pumping stations operated by local bodies and Drinking Water filtering plants using Reverse Osmosis (R.O.) process/any other filtering process.

- ii) Workshops (involving activity of manufacturing), bus depots of TGSRTC, servicing and repairing centres of TGSRTC, printing presses, repairing centres including transformer servicing/repairing centres, flour mills, oil mills, saw mills, coffee grinders and wet grinders, Ice candy units with or without sale outlets, Goshalas, grass cutting and fodder cutting units.
- iii) The Information Technology (IT) units identified and approved by the Consultative Committee on IT Industry (CCITI) constituted by the Government of Telangana.
- iv) Newspaper printing unit.
- v) Powder coating units.
- vi) Poultry Farming Units.
- vii) Pisciculture and Prawn culture units.
- viii) Mushroom production units, Rabbit Farms other than those coming under LT-IV with load exceeding 25 HP.
- ix) Sheep Farms, Goat Farms and Dairy Farms other than those coming under LT-IV with load exceeding 25 HP.
- x) Sugar cane crushing.

9.4.3 The consumer shall be billed electricity charges as shown below:

Category	Fixed Charge (Rs./month)		Energy Charge Rs./kWh or (Rs./kVAh)
	Unit	Rate	
LT-III: Industry			
Industries	kW	100	7.70
Pisciculture/Prawn culture	kW	50	6.20
Sugarcane crushing	kW	50	6.20
Poultry farms	kW	65	7.00
Mushroom, Rabbit, Sheep and Goat farm	kW	100	7.30

- Where the metering is on HT side, 1% of total energy consumed shall be deducted from recorded energy for the purpose of billing.
- No manufacturing/production certification shall be required, if the poultry farm has no in-house manufacturing activity such as feed mills. Poultry farms are exempted from general condition of 3 HP minimum load for releasing the

service.

- No manufacturing/production certification shall be required for drinking water filtering plants using Reverse Osmosis (R.O.) process/any other filtering process likely. These services are exempted from general condition of 3 HP minimum load.
- These services can be released under single phase supply.

Rates for Seasonal Industries under LT-III

9.4.4 Where a consumer avails supply of energy under LT-III for manufacture of sugar or ice or salt, decorticating, seed processing, fruit processing, ginning and pressing, cotton seed oil mills, tobacco processing and re-drying and for such other industries or processes as may be approved by the Commission from time to time principally during certain seasons or limited periods in the tariff year and if the main plant is regularly closed down during certain months of the tariff year, such consumer may be charged for the months during which the plant is shut down (which period shall be referred to as the off-season period) as follows:

9.4.5 The LT-III off-season tariff rates are

Fixed charge

On 30% of contracted load Rs.100/kW/Month

Energy charges

For energy consumed at kVAh or kWh: Rs.8.40

- If the metering is on HT side, 1% of total energy consumed shall be deducted from recorded energy for the purpose of billing.

9.5 LT-IV(A): COTTAGE INDUSTRIES

Applicability

9.5.1 Applicable for supply of energy to Dhobighats & bonafide (as certified by DE/Operations) small Cottage Industries specifically Power looms, Carpentry, Blacksmithy, Kanchari, Gold smithy, Shilpi, Pottery, Mochi, Phenyl production units, Agarbathi production units, Wax Candle making units, Papads manufacturing units, Leather Chappals making, Soap Industry, Plaster of Paris units, Laque Toy making units, Pop Toys, Wood carving/toy making units, Pickles

manufacturing, Mango jelly units, Adda leaf plate industry having connected load not exceeding 25 HP including incidental lighting in the premises.

9.5.2 The consumer shall be billed electricity charges as shown below:

Category	Fixed Charge (Rs./month)		Energy Charge (Rs./kWh)
	Unit	Rate	
LT-IV(A): Cottage Industries	kW	20	4.00
Note: Units which exceed 25 HP connected load shall be billed at electricity charges specified for LT-III Industry category.			

LT-IV(B): Agro Based Activities

Applicability

9.5.3 This tariff is applicable to bonafide (as certified by DE/Operations) small-agro based industrial units located in rural areas covering Sisal fibre extraction co-operative units, Vermiculture, Sericulture, Mushroom growing, Rabbit farming, Emu Birds farming, Apiculture (honey making), Chaff-cutting, Millets making with connected load upto 20 HP (including incidental lighting load) and Sheep farming, Goat farming, Dairy farming activities with connected load upto 25 HP (including incidental lighting load).

9.5.4 The consumer shall be billed electricity charges as shown below:

Category	Fixed Charge (Rs./month)		Energy Charge (Rs./kWh)
	Unit	Rate	
LT-IV(B): Agro Based Activities	kW	20	4.00
Note: Units which exceed connected load specified under applicability for this category shall be billed at tariff specified for LT-III Industry category.			

9.6 LT-V: AGRICULTURAL

Applicability

LT-V(A): Agricultural

9.6.1 This tariff shall apply to the following:

Corporate Farmer (includes poly-houses/green-houses):

- A consumer registered under the Companies Act
- A consumer who is a partnership firm or a Limited Liability Partnership
- Association of persons, Co-operative society and Body of Individuals
- Any permanent Reinforced Cement Concrete (RCC) roof structures not

exclusively used for the purposes of farming or storage and located in the farm lands such as farm houses or any other place of dwelling shall be charged in accordance with applicable tariffs.

Other than Corporate Farmer:

- Individual farmer or Joint Family Farmer including poly-houses/green-houses who are individuals or joint families.
- This category is applicable only to those consumers who undertake agricultural activity including floriculture and cultivation of palm trees. The agricultural activities undertaken in green houses/poly-houses shall also be included in this category.

9.6.2 The electricity charges applicable to LT-V Agricultural category is as shown below:

Category	Fixed Charge (Rs./year)		Energy Charge (Rs./kWh)
	Unit	Rate	
LT-V(A): Agricultural with mandatory DSM measures			
Corporate Farmer	HP		2.50
Other than Corporate Farmer	HP		0.00
LT-V(B): Others			
Horticulture Nurseries with CL upto 20 HP	HP	20	4.00
Explanation: Horticulture Nurseries with connected load of more than 20 HP shall be billed under LT-III: Industry (General) tariff.			

9.7 LT-VI: STREET LIGHTING AND PWS SCHEMES

Applicability

9.7.1 Applicable for supply of energy for lighting on public roads, streets, thoroughfares including Parks, Markets, Cart-stands, Taxi stands, Bridges and also for PWS schemes and Mission Bhagiratha schemes in the Local Bodies viz., Panchayats/Municipalities/Municipal Corporations. Metering is compulsory irrespective of tariff structure.

9.7.2 The electricity charges for LT-VI(A): Street lighting & PWS schemes are as shown below:

Category	Fixed Charge (Rs./month)		Energy Charge (Rs./kWh)
	Unit	Rate	
LT-VI(A): Street Lighting			

Category	Fixed Charge (Rs./month)		Energy Charge (Rs./kWh)
	Unit	Rate	
Panchayats	kW	32	7.10
Municipalities	kW	32	7.60
Municipal Corporations	kW	32	8.10
LT-VI(B): PWS Schemes			
Panchayats	HP	Rs.32/HP of contracted load subject to a minimum of Rs.50/-	6.00
Municipalities	HP	Rs.32/HP of contracted load subject to a minimum of Rs.100/-	7.10
Municipal Corporations	HP	Rs.32/HP of contracted load subject to a minimum of Rs.100/-	7.60

9.8 LT-VII: GENERAL

LT-VII(A): General Purpose

Applicability

- 9.8.1 Applicable for supply of energy to places of worship like Churches, Temples, Mosques, Gurudwaras, Crematoriums which are not covered under LT-VII(B), Government Educational Institutions and Student Hostels run by Government agencies, Charitable Institutions i.e., Public charitable trusts and societies registered under the Societies Registration Act running educational and medical institutions on a no profit basis, recognized service institutions and registered Old age homes.
- 9.8.2 The charges applicable are shown below:

Category	Fixed Charge (Rs./month)		Energy Charge (Rs./kVAh or Rs./kWh)
	Unit	Rate	
LT-VII(A): General Purpose	kW	21	8.30
Monthly minimum energy charges	Rs.50 per month for single phase supply		
	Rs.150 per month for three phase supply		
<i>Note: Trivector meters shall be provided for all 10 kW and above load services. Energy charges shall be billed on kVAh for all 10 kW & above services. For loads below 10 kW, energy charges shall be billed on kWh basis.</i>			

LT-VII(B): Wholly Religious Places

Applicability

9.8.3 Applicable for supply of energy to places of worship (namely Churches, Temples, Mosques, Gurudwaras) and Crematoriums.

Applicability of this category shall be subject to the following conditions:

- i) The religious institution owning the place of worship should run such place of worship on no profit basis.
- ii) The religious institution should be registered under the Income Tax Act, 1961.
- iii) The premise for the place of worship shall be structurally distinct from the premises running the activities other than the places of worship.
- iv) The premise for the purpose shall not be owned by any individual (name) but shall be owned by a religious institution or association of a community i.e., a class of persons not less than 15 distinct individuals, having their names registered under one place of worship only.

9.8.4 The charges/tariff applicable are shown below:

Category	Fixed Charge (Rs./month)		Energy Charge (Rs./kVAh or Rs./kWh)
	Unit	Rate	
LT-VII(B): Wholly Religious Places	kW	30	5.00
Minimum monthly charges shall not be levied on this sub-category.			

9.9 LT-VIII: TEMPORARY SUPPLY

Applicability

9.9.1 Construction activities like construction of all types of structures/infrastructure such as residential/commercial buildings (height of 10 meters and above), Row houses, Gated communities construction by Real Estate Developers meant for sale purpose, bridges, fly-overs, dams, power stations, roads, aerodromes, tunnels for laying of pipelines, etc. The relevant tariff for temporary supply shall be applicable during the phase of construction. Construction activities of structures of height less than 10 meters will fall under LT-II and HT-II, as relevant.

9.9.2 Exhibitions, Circuses, Outdoor film shootings, Touring talkies, Make-shift pandals for festivals, Makeshift pandals for public gatherings and such other similar activities that are set up in open areas with no permanent structure.

9.9.3 For buildings above 10 meters height regular supply shall be provided with a regular supply upon submission of occupancy certificate/completion certificate as

per Para 21 of Hyderabad Revised Building Rules, 2006 issued vide erstwhile Andhra Pradesh G.O.Ms.No.86 dated 03.03.2006 or by any other municipal authority in the Telangana and on payment of the required charges.

9.9.4 The charges applicable are shown below:

Category	Fixed Charge (Rs./month)		Energy Charge (Rs./kVAh or Rs./kWh)
	Unit	Rate	
LT-VIII: Temporary Supply	kW	21	12.00
A monthly minimum energy charge at Rs.125 per kW or part thereof of the contracted load for first 30 days or part thereof and for every subsequent period of 15 days or part thereof a charge of Rs.75 per kW to be levied.			
<i>Note: Trivector meters shall be provided for all 10 kW and above load services. Energy charges shall be billed on kVAh for all 10 kW & above services. For loads below 10 kW, energy charges shall be billed on kWh basis.</i>			

9.10 LT-IX: ELECTRIC VEHICLE CHARGING STATIONS

9.10.1 The charges applicable to this category are shown below:

Category	Fixed Charge (Rs./month)		Energy Charge (Rs./kVAh or Rs./kWh)
	Unit	Rate	
LT-IX: Electric Vehicle Charging Stations	kW	0	6.00
Monthly minimum energy charges	Rs.65 per month for single phase supply		
	Rs.200 per month for three phase supply		

9.11 TERMS & CONDITIONS OF LT SUPPLY

9.11.1 General Conditions of LT Tariff:

- i) Fuel Surcharge Adjustment (FSA)/Fuel Cost Adjustment (FCA) will be extra as per Regulation No.1 of 2023 as amended from time to time.
- ii) For Categories LT-I, LT-II and LT-VII supply shall be extended on a single phase only up to 5 kW of Contracted Load.
- iii) The Tariffs are exclusive of Electricity Duty payable as per the provisions of the Telangana Electricity Duty Act, 1939 as amended from time to time.
- iv) The Licensee shall have the right to classify or re-classify the category of supply of energy to any premises under an appropriate category of LT Tariff.

9.11.2 Additional charges for belated payments of charges

- i) The C.C. bills shall be paid by the consumers within the due date mentioned in the bill, i.e., 15 days from and including the date of the bill
- ii) If payment is made after due date in case of LT- I(A), LT-I(B), LT-II(A), LT-

II(D), LT-IV and LT-V(B), the consumers are liable to pay Delayed Payment Surcharge (DPS) per month on the bill amount at the rates given in table below:

LT-I(A)	Rs.10 per month
LT-I(B), LT-II(A), LT-II(D), LT-IV and LT-V(B)	Rs.25 per month

- iii) In case of LT- II(B), LT-II(C), LT-III, LT-VI, LT-VII & LT-IX, the Licensee shall levy Delayed Payment Surcharge (DPS) on the bill amount at the rate of 5 paisa/Rs.100/day calculated from the due date mentioned on the bill, up to the date of payment or Rs.150/- whichever is higher. In case of grant of instalments, the Licensees shall levy interest at the rate of 18% per annum on the outstanding amounts compounded annually and the two (DPS and Interest) shall not be levied at the same time.
- iv) Where the C.C. bills amount is not paid within 15 days from the due date the power supply is liable for disconnection.
- v) For re-connection of power supply after disconnection, the consumer has to pay reconnection fee. The re-connection charges shall not be collected without actual disconnection.

9.12 CATEGORY-WISE SPECIFIC CONDITIONS OF LT TARIFF

LT-I: Domestic

- 9.12.1 Where electricity supplied to domestic premises is required to be used for non-domestic or commercial purposes, a separate connection should be taken for such loads under LT-II category, failing which the entire supply shall be charged at LT-II category tariff, apart from liability for penal charges as per the terms and conditions of the supply.
- 9.12.2 For common services like water supply, RO/sewerage treatment plant, common lights in corridors and supply for lifts in multistoried buildings, consumers shall be billed electricity charges as follows:
- At LT-I(B)(ii) if the plinth area occupied by the domestic consumers is 50% or more of the total plinth area.
 - At LT-II(B), if the plinth area occupied by the domestic consumers is less than 50% of the total plinth area.
 - If the service in a flat is for domestic purpose, it shall be charged at LT-I

(Domestic) as applicable. If the service in a flat is for commercial or office use or any other purpose, which does not fall under any of LT-I and/or LT-III to IX, it shall be charged at LT-II(A), II(B) or II(D) Non-Domestic/Commercial as applicable.

- iv) Number of service connections for common usage in multistoried buildings/apartment/residential houses are limited to one and the same is to be billed under LT-I(B)(ii) or LT-II(B) as applicable.
- v) If more than one service is provided for common usage in the same premises, multistoried buildings/apartment/residential houses, the consumption of all the common meters shall be clubbed and billed under LT-I(B)(ii) or LT-II(B) as applicable.

9.12.3 Single Point LT-services released to residential complexes of State Government/Central Government Departments under specific orders of Licensee with Contracted Load/Connected Load in excess of 56 kW/75 HP shall continue to be billed under LT-I(B) Domestic tariff slab rate applicable based on the average monthly energy consumption per each authorized dwelling i.e., total energy consumption in the month divided by the number of such dwelling units, in the respective residential complexes. The above orders are subject to the following conditions, namely:

- i) Orders are applicable to Police Quarters and other State/Central Government residential complexes specifically sanctioned by the Licensee.
- ii) Provided that, it is at the request of the designated officer, who shall give an unconditional undertaking that he will pay up the bill for CC charges to the Licensee irrespective of collection from the individual occupants.
- iii) The consumers shall be billed at the appropriate slab rate in tariff, based on the average monthly consumption per dwelling unit in the complex.
- iv) Meter reading shall be taken monthly in all such cases.
- v) Customer charges calculated at corresponding rate applicable slab-wise per month for each dwelling unit shall be billed.

9.12.4 Where an individual consumer seeks to avail of supply for Domestic purpose with a connected load of over 56 kW/75 HP, such consumers may be given supply under this category subject to the following conditions:

- i) The metering shall be provided by TGDISCOMs on HT side of the distribution transformer.
- ii) Meter reading shall be done monthly and the energy recorded in the HT metering shall be billed at tariff rates under LT-I(B)(ii).

LT-II: Non-Domestic/Commercial

- 9.12.5 For loads 10 kW and above, a LT tri-vector meter shall be provided and energy charges shall be billed on kVAh.
- 9.12.6 For loads below 10 kW, the billing shall be based on kWh only.
- 9.12.7 In respect of the complexes having connected load of more than 56 kW/75 HP released under specific orders of Licensee for a Single Point Bulk supply, where such complex is under the control of a specified organization/agency taking responsibility to pay monthly current consumption bills regularly and abide by the Terms and Conditions of supply as per the agreement, the billing shall be done at the highest slab tariff rate under LT-II(B). The energy shall be measured on the HT side of the transformer. Where energy measured on LT side of the transformer, 3% of the recorded energy during the month shall be added to arrive at the consumption on High Tension side of the transformer.

LT-III: Industry

- 9.12.8 The connected load shall not exceed the contracted load specified in the agreement as per sanction accorded for the service. The fixed charges shall be computed based on the contracted Load or actual Recorded Demand whichever is higher. For the purpose of billing, 1 kVA shall be treated as equal to 1 kW.
- 9.12.9 Sugarcane Crushing: Sugar cane crushing operations will be allowed under the existing agricultural connections with the specific permission from DE (Operation) concerned.
- 9.12.10 Metering and Load Conditions:
- i) A LT Tri-vector meter shall be provided for the consumers with contracted load of 10 kW/13 HP to 37.5 kW/50 HP.
 - ii) For loads above 37.5 kW/50 HP to 75 kW/100 HP (93 kW/125 HP for Rice Mills), the metering shall be provided on HT side of the Distribution Transformer.
 - iii) Energy charges shall be billed on kVAh basis, for all consumers with

contracted load of 10 kW/13 HP and above. For loads below 10 kW/13 HP, billing shall be done based on kWh.

- iv) Where the recorded demand of any service connection under this category exceeds the 75 kVA (93 kVA for Rice Mills) (1 kVA = 1 kW), such recorded demand shall be billed at the demand charge prescribed under HT-I (11 kV supply) with notice.
- v) Where metering is provided on LT side of transformer (due to space constraints), 3% of the recorded energy during the month shall be added to arrive at the consumption on High Tension side of the transformer.

Seasonal Industries

- 9.12.11 Consumers, classified as seasonal load consumers, who are desirous of availing of the seasonal benefits shall specifically declare their season at the time of entering into the agreement that their loads should be classified as seasonal loads.
- 9.12.12 The period of season shall not be less than four (4) continuous months. However, consumer can declare a longer seasonal period as per actuals.
- 9.12.13 Existing eligible consumers who have not opted earlier for availing of seasonal tariffs will also be permitted to opt for seasonal tariff on the basis of application to the concerned Divisional Engineer of the Licensee.
- 9.12.14 A consumer, who desires to have a change in the period classified as “season” declared by him, shall file a declaration at least a month before commencement of the respective tariff year.
- 9.12.15 The seasonal period once notified cannot be changed, during one Tariff year.
- 9.12.16 The off-season tariff is not available to composite units having seasonal and other categories of loads.
- 9.12.17 Any consumer who after declaring the period of season consumes power for his main plant during the off-season period, shall not be entitled to this concession during that tariff year.
- 9.12.18 Development charges as applicable to regular LT consumers shall be paid by the consumers for availing of supply under the above said category with seasonal benefits. The consumers who have paid the development charges already as regular consumers need not pay the development charges.

LT-V: Agricultural

9.12.19 Agricultural consumers are permitted to use one lamp of 15 watts or three lamps of 5 watts each, near the main switch as pilot lamps.

9.12.20 Supply to the LT Agricultural services will be suitably regulated as notified by the Licensee from time to time.

9.12.21 Measures includes frictionless foot valve, capacitor of adequate rating, HDPE or RPVC piping at suction and/or delivery and ISI marked mono-block or submersible pump set.

9.12.22 All new connections shall be given only if the farmer uses a five (5) star rated pump and complies with the DSM measures and with meters.

LT-VI: Street lighting and PWS Scheme

LT-VI(A): Street lighting

9.12.23 The cost of fittings shall be borne or paid for by the Local bodies. The responsibility for maintenance including renewals and replacements rests with the Local bodies viz., Panchayats, Municipalities, Municipal Corporations etc.

9.12.24 Where the cost of fittings is borne by the Licensee, the first supply of filament lamps, fluorescent tubes, mercury vapor lamps including special type lamps along with their fittings will be made by the Licensee at its cost. In such cases, consumer (Local bodies) will have to pay fixed charges. However, where the cost of fittings is borne by the consumer but maintenance is done by the Licensee, the consumer will have to pay the fixed charges. The details of the fixed charges to be paid in each case are detailed below:

Sl. No.	Fittings for	Fixed charges Per Month where the cost of fittings is borne by Licensee	Fixed charges per month where the cost of fittings is borne by the Local Body but maintenance by Licensee
		Rs.	Rs.
1	Ordinary Filament Lamp	2	1
2	Fluorescent Lamp 40 W Single Fixture	7	4
3	Fluorescent Lamp 40 W Double Fixture	8	4
4	M.V.Lamps 80 W Fixture	12	6
5	M.V.Lamps 125 W Fixture	15	8
6	M.V.Lamps 250 W Fixture	45	23
7	M.V.Lamps 400 W Fixture	50	25

9.12.25 The replacement of filament lamps, fluorescent tubes, mercury vapor and other special type of lamps will be done by the Local Body at its cost. However, in urban areas till such time the Municipalities and Corporations make their own arrangements for such replacements the Licensee may, if the consumer so desires, carry out the replacement provided the Local Body supplies the lamps and tubes. The consumer will in such cases be billed for labour charges at the rate of Rs.2 per replacement. However, in rural areas, such replacement of bulbs supplied by the Local Body will be made by the Licensee without collecting labour charges. For this purpose the area coming under Gram Panchayat shall constitute the 'Rural Area'.

9.12.26 **Additional Charges:** Every local body shall pay an additional charge equivalent to any tax or fee levied by it under the provisions of any law including the Corporation Act, District Municipalities Act or Gram Panchayat Act on the poles, lines, transformers and other installations through which the local body receives the supply.

LT-VIII: Temporary Supply

9.12.27 Temporary supply can be given on the request of a consumer initially for a period up to one year as per the tariff applicable under the temporary supply category. After the expiry of one year, the consumer is at liberty to seek further extension.

9.12.28 Requests for temporary supply of energy cannot be considered unless there is a clear notice of at least one week in the case of domestic and three months in case of other types of supply. If supply is required at a short notice, in addition to the applicable electricity charges, an urgency charge, as specified in miscellaneous charges is also to be paid.

9.12.29 Estimated cost of the works means the cost of works for making the necessary arrangements for supplying energy including the cost of distribution lines, switchgear, metering equipment, etc., as may be worked out on the basis of standards and norms prescribed by the Licensee, from time to time plus cost of dismantling the lines and other works when the supply is no more required less the cost of retrievable material.

9.12.30 (a) Estimated cost of the works, as detailed above, shall be paid by the consumer in advance. After the works are dismantled and retrievable materials returned to stores, a bill for the actual amount payable by the consumer shall be prepared

and the difference shall be collected from or refunded to the consumer, as the case may be. No development charges shall be collected for temporary supply.

(b) In addition to the aforesaid charges payable by consumers availing of temporary supply, they shall pay hire charges at 2% on cost of retrievable material per month or part thereof, for the duration of temporary supply. These charges shall be claimed along with the consumption bills.

9.12.31 (a) The consumer requiring supply on temporary basis shall be required to deposit in advance, in addition to the estimated cost of works, the estimated consumption charges at the rate stipulated in Tariff Order for Temporary supply, and worked out on the basis for use of electricity by the consumer for six (6) hours per day for a period of two (2) months in case the supply is required for more than ten (10) days. If the period of temporary supply is for ten (10) days or less, the advance consumption charges for the actual period requisitioned shall be paid.

(b) The Bill for electricity consumed in any month shall be prepared at the tariff applicable plus hire charges as mentioned above in 9.12.30(b). The consumers have to pay monthly CC charges regularly during the period of availing of temporary supply and the estimated energy consumption deposit shall be adjusted with the last month consumption and the balance if any shall be refunded.

(c) In the case of consumers requiring temporary supply for the purposes of Cinema, the estimated energy charges for a minimum period of three (3) months shall have to be deposited by the consumer subject to the condition that the consumer shall pay every month energy and other miscellaneous charges for the preceding month and the amount deposited by him in advance shall be adjusted with the last month consumption and the balance amount shall be refunded.

(d) In the event of estimated energy charges deposited by the consumer having been found insufficient, the consumer shall deposit such additional amount, as may be demanded by the Licensee failing which the Licensee may discontinue the supply of electricity.

9.12.32 **Estimated cost of works and estimated energy charges:** These charges shall be paid in advance by the consumer in accordance with the procedure prescribed above.

9.12.33 **Regular consumers requiring temporary additional supply:** In cases where consumers availing of regular supply of energy require additional supply for temporary period, the additional supply shall be given as a temporary service under a separate connection and charged as such in accordance with the above procedure.

LT-IX: Electric Vehicle Charging Stations

9.12.34 For loads above 10 kW and above, a LT tri-vector meter shall be provided and energy shall be billed on kVAh.

9.12.35 For loads below 10 kW, the billing shall be based on kWh only.

9.13 OTHER CHARGES IN LT

Service Connection Charges

9.13.1 The service connection charges shall be collected as per the Regulations issued by the Commission from time to time. Service connection wires for LT-V Irrigation and Agricultural purposes shall be laid collecting an amount of Rs.25/- per HP of contracted load towards service connection charges.

Reconnection

LT Service	
LT-I(A)	Rs.25
Overhead LT services	Rs.75
U.G. services	Rs.200

Testing

Installation	Charges
The first test and inspection of a new installation or of an extension to an existing installation.	Nil
Charges payable by the consumer in advance for each subsequent test and/or inspection if found necessary owing to any fault in the installation or to non-compliance of the conditions of supply	Rs.20
Meter	Charges
Single Phase Energy meter	Rs.100
Three Phase Energy meter	Rs.300
LT TriVector meter	Rs.2,000

Service calls

Charges for attendance of fuse man for Low Tension Consumers	Charges
i. Replacing of Licensee's cut out fuses	Nil
ii. Replacing of consumer's fuses	Rs.3
Charges for attendance of fuse man/Wireman at the consumer's premises during any function or temporary illumination provided a Fuse man/Wireman can be spared for such work	Rs.100 foreach day orpart thereof.
Charges for infructuous visit of Licenseeemployees to the consumer's premises	Rs.25 foreach visit whenthere is no defect in Licensee's equipment

Miscellaneous charges

Application Registration Fees	Charges
For LT Agricultural & Domestic	Rs.25
For all other LT Categories	Rs.50
Revision of estimates	Rs.10
Fee for re-rating of consumer's installation at therequest of the consumer. This does not include the additional charges payable by the consumer for increasing his connected load in excess of the contracted load,as provided in General Terms and conditions of supply.	Rs.20
Resealing of	
LT Meter Cut outs in the consumer's Premises	Rs.5
M.D. Indicator meters and other apparatus in the consumer's premises. For all other LT Categories	Rs.100
The aforesaid charges do not include the additional charges payable by theconsumer for breaking the seals	
For changing meter only at the request of the consumer (where it is not necessitated by increase in demand permanently)	Rs.25
For changing or moving a meter board	Actual cost of material and labour plus 25% supervision charges on cost of materials and labour
Customer charges	
Consumer category	Rs./month
LT-I: Domestic (Units/month)	
0-50	Rs.40
51-100	Rs.70
101-200	Rs.90
201-300	Rs.100
301-400	Rs.120
401-800	Rs.140
Above 800 units	Rs.160
LT-II: Non-Domestic/Commercial (Units/month)	
0-50	Rs.50

51-100	Rs.90
101-300	Rs.105
301-500	Rs.120
Above 500 units	Rs.160
LT-II(C): Advertisement Hoardings	Rs.160
LT-II(D): Hair cutting Salons with consumption upto 200 units per month	
0-50	Rs.45
51-100	Rs.55
101-200	Rs.65
LT-III: Industry up to 20 HP	Rs.100
LT-III: Industry 21-50 HP	Rs.350
LT-III: Industry 51-125 HP	Rs.1200
LT-IV: Cottage Industries	Rs.50
LT-V: Agricultural	Rs.30
LT-VI: Street Lighting & PWS	Rs.120
LT-VII: General	Rs.100
LT-VIII: Temporary Supply	Rs.100
LT-IX: Electric Vehicle Charging Stations	Rs.120
Urgency charges for temporary supply at shortnotice	Rs.100
Special rates chargeable for theft/pilferage andmalpractice cases	As per the General Terms and Conditions of Supply (GTCS) approved by the Commission from time to time.
Supervision/Inspection & checking charges	Charges
For LT-I(A): Domestic	Rs.100
For LT-I(B): Domestic	Rs.100
For LT-V: Agricultural	Rs.100
For all other LT Categories	Rs.100

9.14 MISCELLANEOUS WORKS IN LT

- 9.14.1 The charges for any work which the Licensee may be required to undertake for the consumer and which is not included in the foregoing schedule, shall be the actual cost of labour and material plus 25% on cost of labour and material to cover overhead charges. The aforesaid charges shall be paid by the consumer in advance.

9.15 POWER FACTOR APPARATUS AND CAPACITOR SURCHARGE FOR LT

- 9.15.1 Every LT consumer not provided with Tri-vector meters, except LT-I Domestic, using induction motors and/or welding transformers shall install shunt capacitors of the rating specified by the Licensees in the General Terms and Conditions of Supply (GTCS) approved by the Commission from time to time. In case the rated capacity of the induction motor or welding transformer falls inbetween the steps of the stipulated ratings, the capacitors suitable for the nexthigher step shall be installed by the consumer.

- 9.15.2 The failure on part of the consumer with the above requirement shall be treated as a violation of the terms and conditions of supply and the Licensee can terminate the contract and collect the sum equivalent to the minimum charges for the balance initial period of agreement, apart from disconnection of supply as provided in the General Terms and Conditions of Supply.
- 9.15.3 In the case of LT consumers (except LT Domestic, LT-IV, LT-VI(A), LT-VII(B)) not covered by kVAh billing, if during inspection, no capacitor is found, or the capacitors already installed are found damaged or having defect or ceased to function, such consumer shall be liable to pay capacitor surcharge at 25% of the monthly bill amount, as per the terms and conditions of supply notified by the licensee and Licensees shall not levy LPF surcharge.
- 9.15.4 LT consumers, except LT-I Domestic, who are provided with metering capable of measuring active and reactive power under the orders of the Commission, shall maintain their power factor preferably in between 0.95 lag and 0.95 lead in the interest of the system security. The consumers should not maintain the power factor on leading side less than 0.95. If any consumer maintains the power factor less than 0.95 lead for a period of 2 consecutive months, it must be brought back in the range of ± 0.95 within a period of 3 months failing which without prejudice to such other rights as having accrued to the Licensee or any other right of the Licensee, the supply to the consumer may be discontinued. However, for the purpose of kVAh billing leading kVAh shall be blocked.

Part 'B'

HT-

Tariffs

These tariffs are applicable for supply of Electricity to HT consumers, having loads with a contracted demand of 70 kVA and above and/or having a contracted load exceeding 56 kW/75 HP, excluding LT-III industrial categories. For LT-III Industrial category having contracted load of more than 100 HP/125 HP as applicable, the HT tariffs are applicable.

9.16 HT-I: INDUSTRY

Applicability

9.16.1 This tariff is applicable for supply to all HT consumers using electricity for industrial purpose. Industrial purpose shall mean manufacturing, processing and/or preserving goods for sale, but shall not include shops, Business Houses, Offices, Public Buildings, Hospitals, Hotels, Hostels, Choultries, Restaurants, Clubs, Theatres, Cinemas, Printing Presses, Photo Studios, Research & Development Institutions, Airports, Bus stations, Railway stations and other similar premises (The enumeration above is illustrative but not exhaustive) not withstanding any manufacturing, processing or preserving goods for sale.

9.16.2 This tariff shall also apply to:

- i) Water Works & Sewerage Pumping Stations operated by the Government Departments or Co-operative Societies and pump sets of Railways, pumping of water by industries as subsidiary function and sewerage pumping stations operated by local bodies.
- ii) Workshops (involving activity of manufacturing), bus depots of TSRTC, servicing and repairing centres of TSRTC, cold storages, flour mills, oil mills, saw mills, Ice candy, Ice manufacturing units with or without sale outlets.
- iii) These shall not be included in HT-I(A) category: All servicing & repairing centres other than that of TSRTC, bus depots other than that of TSRTC, gas/oil storage/transfer stations, warehouses/godowns/storage units (except for cold storages), etc.
- iv) The Information Technology (IT) units identified and approved by the Consultative Committee on IT Industry (CCITI) constituted by Government Telangana.
- v) Newspaper printing units.
- vi) Poultry Farming Units.
- vii) Pisciculture and Prawn culture units.

HT-I(A): Industry – General

9.16.3 A time-of-day tariff of Rs.1.00 per kVAh in addition to the normal energy charges at respective voltages is applicable during peak hours of 06:00 am to 10:00 am and 06:00 pm to 10:00 pm. A reduction in tariff of (incentive)of Rs.1.50 per kVAh to the normal energy charges at respective voltages is applicable during the

nighttime i.e., from 10:00 pm to 06:00 am. The normal energy charges for respective voltages are applicable during 10:00 am to 06:00 pm.

- 9.16.4 The normal energy charges applicable (for this category other than Poultry farms) between 10:00 am and 6:00 pm are as follows:

Category	Demand Charge* (Rs./month)		Energy Charge (Rs./kVAh)
	Unit	Rate	
HT-I(A): Industry General			
11 kV	kVA	500	7.65
33 kV	kVA	500	7.15
132 kV and above	kVA	500	6.65
<i>*Demand charge is calculated at Rs./kVA/month of the Billing Demand</i>			

- 9.16.5 The energy charges applicable (for this category other than Poultry farms) during the peak hours and night time hours are shown below:

Category	Demand Charge (Rs./month)		Energy Charge (Rs./kVAh)
	Unit	Rate	
HT-I: Time of Day Tariffs (6 AM to 10 AM)			
11 kV			8.65
33 kV			8.15
132 kV and above			7.65
HT-I: Time of Day Tariffs (6 PM to 10 PM)			
11 kV			8.65
33 kV			8.15
132 kV and above			7.65
HT-I: Time of Day Tariffs (10 PM to 6 AM)			
11 kV			6.15
33 kV			5.65
132 kV and above			5.15

Note:

Tariff for HMWSSB:

The Commission is in receipt of GoTG direction u/s 108 of the Electricity Act, 2003 vide letter No.630/Power.I/2022, dated 06.03.2023 and is stated as

"to extend the concessional tariff under Category V(B) to all the pumping stations of HMWSSB, as was extended in the earlier years on par with the concessional tariff extended to HMRL whichever is earlier."

As such, the applicability tariff of HMWSSB for FY 2023-24 will be on par with the tariff of HMRL subject to the subvention commitment being agreed to and extended from time to time by the Government of Telangana.

HT-I(A): Industry – General – Optional Category for contract maximum demand upto 150 kVA

9.16.6 This Optional category is applicable to HT-I Industry-General consumers whose contracted maximum demand is up to 150 kVA and availing supply at 11 kV only. The consumers who qualify under this category are free to opt to remain under HT-1(A) or choose this Optional sub-category.

9.16.7 The electricity charges applicable are as follows:

Category	Demand Charge* (Rs./month)		Energy Charge (Rs./kVAh)
	Unit	Rate	
HT-I(A): Industry General – General – Optional Category for contract maximum demand upto 150 kVA			
11 kV	kVA	100	8.00
* Demand charge is calculated at Rs./kVA/month of the Billing Demand			

9.16.8 Services under HT-I (Optional) Category can be converted to HT-I Industrial (General) and levy penalty for exceeding CMD under following conditions duly following the General Terms and Conditions of Supply (GTCS):
 if any consumer who is availing supply under HT-I Optional category exceeding CMD in 2 billing cycles in the consecutive months
 (or)
 if the consumer exceeds CMD in any 3 billing cycles in a financial year.

9.16.9 A consumer cannot fall both under HT-I Optional sub-category with a load upto 150 kVA and HT Seasonal Industry at the same time. A consumer who has chosen the HT-I Optional Sub-Category with a load up to 150 kVA, cannot be charged any other tariff than that approved for optional category

HT-I(A): Industry – General - Poultry farms

9.16.10 A time-of-day tariff of Rs.1.00 per kVAh in addition to the normal energy charges at respective voltages is applicable during the peak hours of 06:00 am to 10:00 am and 06:00 pm to 10:00 pm. Similarly, a reduction in tariff (incentive) of Rs.1.50 per kVAh to the normal energy charges at respective voltages is applicable during the nighttime i.e. from 10:00 pm to 06:00 am. The normal energy charges for respective voltages are applicable during 10:00 am and 06:00 pm.

9.16.11 The normal energy charges applicable for Poultry farms, between 10:00 am and 06:00 pm are as follows:

Category	Demand Charge* (Rs./month)		Energy Charge (Rs./kVAh)
	Unit	Rate	
HT-I(A): Poultry Farms			
11 kV	kVA	500	7.65
33 kV	kVA	500	7.15
* Demand charge is calculated at Rs./kVA/month of the Billing Demand			

9.16.12 The energy charges applicable for Poultry farms, during the peak hours and nighttime hours is shown below:

Category	Demand Charge (Rs./month)		Energy Charge (Rs./kVAh)
	Unit	Rate	
HT-I: Time of Day Tariffs (6 AM to 10 AM)			
11 kV			8.65
33 kV			8.15
HT-I: Time of Day Tariffs (6 PM to 10 PM)			
11 kV			8.65
33 kV			8.15
HT-I: Time of Day Tariffs (10 PM to 6 AM)			
11 kV			6.15
33 kV			5.65

Colony Consumption

9.16.13 The consumption of energy exclusively for the residential colony/township in a month, separately metered with meters installed by the consumer and tested and sealed by the Licensee shall be billed at Rs.7.30 per kVAh.

9.16.14 In case segregation of colony consumption has not been done, 15% of the total energy consumption shall be billed at Rs.7.30 per kVAh and the balance kVAh shall be charged at the corresponding energy tariff under HT-I(A): Industry - General.

9.16.15 Wherever possible colonies of Industry shall be given a separate HT service under HT-VI: Townships and Residential Colonies.

Seasonal Industries coming under HT-I(A)

9.16.16 Where a consumer avails supply of energy for manufacture of sugar or ice or salt, decorticating, ginning and pressing, cotton seed oil mills, seed processing, fruit processing, tobacco processing and re-drying and for such other industries or processes as may be approved by the Commission from time to time principally during certain seasons or limited periods in the tariff year and the main plant is

regularly closed down during certain months, such consumer shall be charged for the months during which the plant is shutdown (which period shall be referred to as the **off-season period**) as follows:

Category	Demand Charge* (Rs./month)		Energy Charge (Rs./kVAh)
	Unit	Rate	
HT-I(A): Seasonal Industries			
11 kV	kVA	500	8.60
33 kV	kVA	500	7.90
132 kV and above	kVA	500	7.70
<i>Demand charge is calculated at Rs./kVA/month of the Billing Demand Billing Demand is based on Recorded Maximum Demand or 30% of the Contracted Demand whichever is higher.</i>			

HT-I(B): Ferro Alloys

Category	Demand Charge* (Rs./month)		Energy Charge (Rs./kVAh)
	Unit	Rate	
HT-I(B): Ferro Alloys			
11 kV	kVA	500	7.65
33 kV	kVA	500	7.15
132 kV and above	kVA	500	6.65
<i>* Demand charge is calculated at Rs./kVA/month of the Billing Demand</i>			

9.17 HT-II(A): OTHERS

Applicability

9.17.1 This tariff is applicable to:

- i) All HT Consumers other than those covered under HT-I and HT-III to HT-IX.
- ii) Consumers who undertake Non-Domestic activity,
- iii) Consumers who undertake Commercial activity,
- iv) Consumers who avail supply of energy for lighting, fans, heating, air conditioning and power appliances in Commercial or Non-Domestic premises.

For example shops, business houses, offices, public buildings, hospitals, hostels, hotels, choultries, restaurants, clubs, theatres, cinema halls, timber depots, photo studios, printing presses, all servicing & repairing centres (other than that of TSRTC), bus depots (other than that of TSRTC), laundries, dry cleaning units. Gas/oil storage/transfer stations, warehouses, godowns (other than cold storage godowns), storage units or of similar nature and educational institutions run by individuals, Non-Government Organizations or Private Trusts and their student hostels are also classified under this category.

9.17.2 A time-of-day tariff of Rs.1.00 per kVAh in addition to the normal energy charges at respective voltages is applicable during peak hours of 06:00 am to 10:00 am and 06:00 pm to 10:00 pm. Similarly, a reduction in tariff (incentive) of Rs.1.50 per kVAh to the normal energy charges at respective voltages is applicable during the nighttime i.e., from 10:00 pm to 06:00 am. The normal energy charges for respective voltages are applicable during 10:00 am to 06:00 pm.

9.17.3 The normal energy charges applicable for HT-II Others, between 10:00 am and 06:00 pm are as follows:

Category	Demand Charge* (Rs./month)		Energy Charge (Rs./kVAh)
	Unit	Rate	
HT-II: Others			
11 kV	kVA	500	8.80
33 kV	kVA	500	8.00
132 kV and above	kVA	500	7.80
* Demand charge is calculated at Rs./kVA/month of the Billing Demand			

9.17.4 The energy charges applicable for HT-II Others, during the peak hours and nighttime hours is shown below:

Category	Demand Charge (Rs./month)		Energy Charge (Rs./kVAh)
	Unit	Rate	
HT-II: Time of Day Tariffs (6 AM to 10 AM)			
11 kV			9.80
33 kV			9.00
132 kV and above			8.80
HT-II: Time of Day Tariffs (6 PM to 10 PM)			
11 kV			9.80
33 kV			9.00
132 kV and above			8.80
HT-II: Time of Day Tariffs (10 PM to 6 AM)			
11 kV			7.30
33 kV			6.50
132 kV and above			6.30

Explanation: In respect of Government controlled Auditoriums and Theatres run by public charitable institutions for purpose of propagation of art and culture which are not let out with a profit motive and in respect of other Public Charitable Institutions rendering totally free service to the general public and the crematoriums operated and maintained by the local bodies, the overall kVAh rate (including customer charges) may be limited to the tariff rates under LT-VII: General purpose, in specific cases as decided by the Licensee.

9.18 HT-II(B): WHOLLY RELIGIOUS PLACES

Applicability

9.18.1 This tariff is applicable to:

- i) places of worship (namely Churches, Temples, Mosques, Gurudwaras) and Crematoriums.
- ii) Religious institution owning the place of worship should run such place of worship on no profit basis.
- iii) Religious institution should be registered under the Income Tax Act, 1961.
- iv) Premise for the place of worship shall be structurally distinct from the premises running the activities other than the places of worship.
- v) Premise for the purpose shall not be owned by any individual (name) but shall be owned by a religious institution or association of a community i.e., a class of persons not less than 15 distinct individuals, having their names registered under one place of worship only.

9.18.2 A time-of-day tariff of Rs.1.00 per kVAh in addition to the normal energy charges at respective voltages is applicable during peak hours of 06:00 am to 10:00 am and 06:00 pm to 10:00 pm. Similarly, a reduction in tariff (incentive) of Rs.1.50 per kVAh to the normal energy charges at respective voltages is applicable during the nighttime i.e., from 10:00 pm to 06:00 am. The normal energy charges for respective voltages are applicable during 10:00 am to 06:00 pm.

9.18.3 The normal energy charges applicable for HT-II(B) Wholly Religious Places, between 10:00 am and 06:00 pm are as follows:

Category	Demand Charge* (Rs./month)		Energy Charge (Rs./kVAh)
	Unit	Rate	
HT-II(B): Wholly Religious Places			
11 kV	kVA	285	5.00
33 kV	kVA	285	5.00
132 kV and above	kVA	285	5.00
* Demand charge is calculated at Rs./kVA/month of the Billing Demand			

9.18.4 The energy charges applicable for HT-II(B) Wholly Religious Places, during the peak hours and night time hours is shown below:

Category	Demand Charge (Rs./month)		Energy Charge (Rs./kVAh)
	Unit	Rate	
HT-II: Time of Day Tariffs (6 AM to 10 AM)			
11 kV			6.00

33 kV			6.00
132 kV and above			6.00
HT-II: Time of Day Tariffs (6 PM to 10 PM)			
11 kV			6.00
33 kV			6.00
132 kV and above			6.00
HT-II: Time of Day Tariffs (10 PM to 6 AM)			
11 kV			3.50
33 kV			3.50
132 kV and above			3.50

9.19 HT-III: AIRPORTS, RAILWAY STATIONS AND BUS STATIONS

Applicability

- 9.19.1 This tariff is applicable to Airports, Railway stations and Bus stations.
- 9.19.2 A time-of-day tariff of Rs.1.00 per kVAh in addition to the normal energy charges at respective voltages is applicable during peak hours of 06:00 am to 10:00 am and 06:00 pm to 10:00 pm. Similarly, a reduction in tariff (incentive) of Rs.1.50 per kVAh to the normal energy charges at respective voltages is applicable during the nighttime i.e., from 10:00 pm to 06:00 am. The normal energy charges for respective voltages are applicable during 10:00 am to 06:00 pm.
- 9.19.3 The normal electricity charges applicable for HT-III Airports, Railway stations and Bus stations, between 10:00 am to 06:00 pm are as follows:

Category	Demand Charge* (Rs./month)		Energy Charge (Rs./kVAh)
	Unit	Rate	
HT-III: Airports, Railway stations and Bus stations			
11 kV	kVA	500	8.50
33 kV	kVA	500	7.85
132 kV and above	kVA	500	7.45
<i>* Demand charge is calculated at Rs./kVA/month of the Billing Demand</i>			

- 9.19.4 The energy charges applicable for HT-III Airports, Railway stations and Bus stations, during the peak hours and night time hours is shown below:

Category	Demand Charge (Rs./month)		Energy Charge (Rs./kVAh)
	Unit	Rate	
HT-III: Time of Day Tariffs (6 AM to 10 AM)			
11 kV			9.50
33 kV			8.85
132 kV and above			8.45
HT-III: Time of Day Tariffs (6 PM to 10 PM)			
11 kV			9.50

33 kV			8.85
132 kV and above			8.45
HT-III: Time of Day Tariffs (10 PM to 6 AM)			
11 kV			7.00
33 kV			6.35
132 kV and above			5.95

9.20 HT-IV: IRRIGATION, AGRICULTURE & CPWS SCHEMES

HT-IV(A): Irrigation and Agriculture *Applicability*

- 9.20.1 This tariff is applicable to lift irrigation schemes managed by the Government of Telangana and for consumers availing of HT supply for Irrigation and Agricultural purposes.

Category	Demand Charge* (Rs./month)		Energy Charge (Rs./kVAh)
	Unit	Rate	
HT-IV(A): Irrigation and Agriculture			
11 kV	kVA	300	6.30
33 kV	kVA	300	6.30
132 kV and above	kVA	300	6.30
<i>* Demand charge is calculated at Rs./kVA/month of the Billing Demand</i>			

- 9.20.2 Demand Charges would be levied on higher of 80% of Contracted Maximum Demand (CMD) or Recorded Maximum Demand (RMD) for operational months – July to November (5 months).
- 9.20.3 Demand Charges would be levied on higher of 25% of CMD or RMD for non-operational months – December to June (7 months).

9.21 HT-IV(B): CPWS SCHEMES

Applicability

- 9.21.1 This tariff is applicable to energy consumption by HT services pertaining to Composite Protected Water Supply (CPWS) Schemes in rural areas and Mission Bhagiratha schemes. The CPWS Schemes shall be as defined and modified by the Commission from time to time.

Category	Demand Charge* (Rs./month)		Energy Charge (Rs./kVAh)
	Unit	Rate	
HT-IV(B): CPWS			
11 kV			6.10
33 kV			6.10
132 kV and above			6.10
<i>* Demand charge is calculated at Rs./kVA/month of the Billing Demand</i>			

Subject to a minimum charge of Rs.300/kVA/year

9.22 HT-V: RAILWAY TRACTION

HT-V(A): Railway Traction *Applicability*

9.22.1 This tariff is applicable to HT Railway Traction (other than Hyderabad Metro Rail traction load).

Category	Demand Charge* (Rs./month)		Energy Charge (Rs./kVAh)
	Unit	Rate	
HT-V(A): Railway Traction	kVA	500	5.05
* Demand charge is calculated at Rs./kVA/month of the Billing Demand			

HT-V(B): Hyderabad Metro Rail

Applicability

9.22.2 This tariff is available for HMR to run its operations (other than construction projects) to the extent of following:

- i) Traction load.
- ii) Access pathways to the station such as elevators, staircases (including escalators) and platforms used for the purposes of boarding the train.
- iii) Enabling areas such as ticket counters, station office, operation/control rooms, depots and public washrooms located within the station premises (excluding areas allotted for vehicle parking).

Category	Demand Charge* (Rs./month)		Energy Charge (Rs./kVAh)
	Unit	Rate	
HT-V(B): HMR	kVA	500	4.95
* Demand charge is calculated at Rs./kVA/month of the Billing Demand			

Explanation: The commercial load (other than that in the above clause) at HMR stations and other HMR premises including any retail counters that are set up under the Telangana Shops and Establishments Act, 1988 shall be metered and billed separately as per the relevant tariff category.

9.23 HT-VI: TOWNSHIPS AND RESIDENTIAL COLONIES

Applicability

9.23.1 This tariff is applicable exclusively for (i) Townships and Residential colonies or Cooperative group housing societies who own the premises and avail of supply at single point for making electricity available to the members of such society residing in the same premises at HT, (ii) any person who avails of supply at single

point at HT for making electricity available to his employees residing in contiguous premises, the supply in all cases being only for domestic purposes, such as lighting, fans, heating etc., provided that the connected load for common facilities such as non-domestic supply in residential area, streetlighting and water supply etc., shall be within the limits specified hereunder.

Water Supply & Sewerage and Street Lighting put together	10% of total connected load
Non-domestic/Commercial & General purpose put together	10% of total connected load

The electricity charges are as follows:

Category	Demand Charge* (Rs./month)		Energy Charge (Rs./kVAh)
	Unit	Rate	
HT-VI: Townships & Residential Colonies			
11 kV	kVA	285	7.30
33 kV	kVA	285	7.30
132 kV and above	kVA	285	7.30
<i>* Demand charge is calculated at Rs./kVA/month of the Billing Demand</i>			

9.24 HT-VII: TEMPORARY SUPPLY

Applicability

- 9.24.1 Construction activities like construction of all types of structures/infrastructure such as residential/commercial buildings (height of 10 meters and above), Row houses, Gated communities construction by Real Estates/Firms meant for sale purpose, bridges, fly-overs, dams, power stations, roads, aerodromes, tunnels for laying of pipelines, etc. The relevant tariff for temporary supply shall be applicable during the phase of construction. Construction activities of structures of height less than 10 meters will fall under LT-II and HT-II, as relevant.
- 9.24.2 Exhibitions, circuses, outdoor film shootings, touring talkies, make-shift pandals for festivals, make-shift pandals for public gatherings and such other similar activities that are set up in open areas with no permanent structure.
- 9.24.3 For buildings above 10 meters in height regular supply shall be provided upon submission of occupancy certificate/completion certificate as per Para 21 of Hyderabad Revised Building Rules, 2006 issued vide erstwhile Andhra Pradesh G.O.Ms.No.86 dated 03.03.2006 and any other municipal authority in the Telangana and on payment of required charges.

Category	Demand Charge* (Rs./month)		Energy Charge (Rs./kVAh)
	Unit	Rate	
HT-VII: Temporary Supply			
11 kV	kVA	500	11.80
33 kV	kVA	500	11.00
132 kV and above	kVA	500	10.80
* Demand charge is calculated at Rs./kVA/month of the Billing Demand			

9.25 HT-VIII: RURAL ELECTRIC CO-OPERATIVE SOCIETIES (RESCO)

Category	Demand Charge (Rs./month)		Energy Charge (Rs./kWh)
	Unit	Rate	
HT-VIII: RESCO			
11 kV			4.77

- i) RESCO, shall, as far as possible maintain a power factor of ± 0.95 at its drawl points.
- ii) No penal charges shall be made applicable.
- iii) Customer charge is not applicable.

9.26 HT-IX: ELECTRIC VEHICLE CHARGING STATIONS

9.26.1 This tariff is applicable to Electric Vehicle Charging Stations.

9.26.2 A time-of-day tariff of Rs.1.00 per kVAh in addition to the normal energy charges at respective voltages is applicable during peak hours of 06:00 am to 10:00 am and 06:00 pm to 10:00 pm. Similarly, a reduction in tariff (incentive) of Rs.1.50 per kVAh to the normal energy charges at respective voltages is applicable during the nighttime i.e., from 10:00 pm to 06:00 am. The normal energy charges for respective voltages are applicable during 10:00 am to 06:00 pm.

9.26.3 The normal energy charges applicable for HT-IX Electric Vehicle Charging Stations, between 10:00 am to 06:00 pm are as follows:

Category	Demand Charge* (Rs./month)		Energy Charge (Rs./kVAh)
	Unit	Rate	
HT-IX: Electric Vehicle Charging Stations			
11 kV	kVA	100	6.00
33 kV	kVA	100	6.00
132 kV and above	kVA	100	6.00

* Demand charge is calculated at Rs./kVA/month of the Billing Demand

9.26.4 The energy charges applicable for HT-IX Electric Vehicle Charging Stations, during the peak hours and night time hours is shown below:

Category	Demand Charge (Rs./month)		Energy Charge (Rs./kVAh)
	Unit	Rate	
HT-IX: Time of Day Tariffs (6 AM to 10 AM)			
11 kV			7.00
33 kV			7.00
132 kV and above			7.00
HT-IX: Time of Day Tariffs (6 PM to 10 PM)			
11 kV			7.00
33 kV			7.00
132 kV and above			7.00
HT-IX: Time of Day Tariffs (10 PM to 6 AM)			
11 kV			4.50
33 kV			4.50
132 kV and above			4.50

9.27 GREEN TARIFF

- 9.27.1 Green Tariff is applicable to all consumers under LT and HT categories who opt for Green Energy.
- 9.27.2 Green Tariff of Rs.0.66/unit, which is over and above the normal tariff of the respective category, shall be levied on the energy consumption for the period for which the consumer has opted for Green Tariff.
- 9.27.3 Green Energy Certificate on monthly basis clearly mentioning the green attributes belonging to the consumer shall be issued to the consumers availing green power through TGDISCOM.

9.28 TERMS & CONDITIONS OF HT SUPPLY

- 9.28.1 Fuel Surcharge Adjustment (FSA)/Fuel Cost Adjustment (FCA) is applicable as per Regulation No.1 of 2023 as amended from time to time.
- 9.28.2 The tariffs are exclusive of the Electricity duty payable as per the provisions of the Telangana Electricity Duty Act, 1939 as amended from time to time.
- 9.28.3 **Voltage of Supply:** The voltage at which supply has to be availed by the consumers as per the GTCS notified by the Commission and as amended from time to time.

- 9.28.4 **Maximum Demand:** The maximum demand of supply of electricity to a consumer during a month shall be twice the largest number of kilo-volt- ampere hours (kVAh) delivered at the point of supply to the consumer during any consecutive 30 minutes in the month. However, for the consumers having contracted demand above 4,000 kVA the maximum demand shall be four times the largest number of kilo-volt-ampere-hours (kVAh) delivered at the point of supply to the consumer during any consecutive 15 minutes in the month.
- 9.28.5 **Billing Demand:** The billing demand shall be the maximum demand recorded during the month or 80% of the contracted demand whichever is higher, except HT-VI category i.e., Townships & Residential Colonies. For HT-VI category the minimum billing demand shall be the recorded maximum demand condition of 80% Contract Maximum Demand is not applicable.
- 9.28.6 **Monthly Minimum Charges:** Every consumer whether he consumes energy or not shall pay monthly minimum charges calculated on the billing demand plus energy charges specified for each category in this Part (B) to cover the cost of a part of the fixed charges of the Licensee.
- 9.28.7 **Additional Charges for Maximum Demand exceeding the Contracted Demand:** In case, in any month the Recorded Maximum Demand (RMD) of the consumer exceeds his Contracted Demand with the Licensee, the consumer shall pay the following charges on excess demand recorded and on the entire energy consumed.

RMD over CMD	Demand charges on excess demand	Energy charges on full energy
100 to 120%	2 times normal charge	Normal
Above 120% and up to 200%	2 times normal charge	1.15 times normal charge
More than 200%	2 times normal charge	1.20 times normal charge

In case of HT-V(A) & HT-V(B): Railway Traction and Hyderabad Metro Rail, the energy charges shall be computed at 1.05 times of normal charges on the entire consumption, if RMD exceeds 120% of Contracted Demand.

- 9.28.8 **Additional Charges for Belated Payment of Charges:** The Licensees shall charge the Delayed Payment Surcharge (DPS) per month on the bill amount at the rate of 5 paise/Rs.100/day or Rs.550 whichever is higher. In case of grant of installments, the Licensee shall levy interest at the rate of 18% per annum on the

outstanding amounts, compounded annually and the two charges shall not be levied at the same time.

9.28.9 **Customer Charges:** Every HT consumer shall pay customer charges as applicable to them, in addition to demand and energy charges billed.

9.28.10 **Maintenance of Power Factor at Consumer End:** HT consumers, who are provided with metering capable of measuring active and reactive power under the orders of the Commission, shall maintain their power factor preferably in between 0.95 lag and 0.95 lead in the interest of the system security. The consumers should not maintain the power factor on leading side less than 0.95. If any consumer maintains the power factor less than 0.95 lead for a period of 2 consecutive months, it must be brought back in the range of ± 0.95 within a period of 3 months failing which without prejudice to such other rights as having accrued to the licensee or any other right of the Licensee the supply to the consumer may be discontinued. However, for the purpose of kVAh billing leading kVARh shall be blocked.

9.29 CATEGORY-WISE SPECIFIC CONDITION OF HT TARIFF

HT-I: Industry

HT-I(A): Industry – General

9.29.1 The billing demand shall be the maximum demand recorded during the month or 80% of the contracted demand, whichever is higher.

9.29.2 Energy charges will be billed on the basis of actual energy consumption or 50 kVAh per kVA of billing demand, whichever is higher.

9.29.3 The power plants availing power for start-up power shall pay demand charges at the rate of 50% of the rate approved for this category.

HT-I(B): Ferro Alloys

9.29.4 The billing demand shall be the maximum demand recorded during the month or 80% of the contracted demand, whichever is higher.

9.29.5 Energy charges will be billed on the basis of actual energy consumption or 50 kVAh per kVA of billing demand, whichever is higher.

HT-I(A): Industry – Seasonal Industries

- 9.29.6 Consumers, classified as seasonal load consumers, who are desirous of availing of the seasonal benefits shall specifically declare their season at the time of entering into agreement that their loads should be classified as seasonal loads.
- 9.29.7 The period of season shall not be less than four (4) continuous months. However, consumer can declare longer seasonal period as per actual.
- 9.29.8 Consumer, who desires to have a change in the period classified as “season” declared by him, shall file a declaration at least a month before commencement of the respective tariff year.
- 9.29.9 Existing eligible consumers who have not opted earlier for seasonal tariffs will also be permitted to opt for seasonal tariff on the basis of application to the Divisional Engineer concerned of the respective Licensee.
- 9.29.10 The seasonal period once notified cannot be changed, during one Tariff year.
- 9.29.11 The off-season tariff is not available to composite units having seasonal and other categories of loads.
- 9.29.12 The off-season tariff is also not available for such of those units who have captive generation exclusively for process during season and who avail supply from Licensee for miscellaneous loads and other non-process loads.
- 9.29.13 Any consumer who after declaring the period of season consumes power for his main plant during the off-season period, shall not be entitled to this concession during that year.
- 9.29.14 Development charges as applicable to regular HT consumers shall be paid by the consumers for availing supply under the above said category with seasonal benefits. Consumers who have paid the development charges already as regular consumers need not pay the development charges.

HT-II(A): Others

- 9.29.15 The billing demand shall be the maximum demand recorded during the month or 80% of the contracted demand, whichever is higher.
- 9.29.16 Energy charges will be billed on the basis of actual Energy consumption or 25 kVAh per kVA of Billing Demand, whichever is higher.
- 9.29.17 The power plants availing power for start-up power shall pay demand charges at the rate of 50% of the rate approved for this category.

HT-II(B): Wholly Religious Places

9.29.18 The billing demand shall be the maximum demand recorded during the month or 80% of the contracted demand, whichever is higher.

9.29.19 Energy charges will be billed on the basis of actual Energy consumption or 25 kVAh per kVA of Billing Demand, whichever is higher.

HT-III: Airports, Railway stations and Bus stations

9.29.20 The billing demand shall be the maximum demand recorded during the month or 80% of the contracted demand whichever is higher.

9.29.21 Energy charges will be billed on the basis of actual energy consumption or 50 kVAh per kVA of billing demand whichever is higher.

HT-IV: Irrigation, Agriculture and CPWS

9.29.22 The metering is mandatory for this category i.e., HT-IV(A) & HT-IV(B).

HT-V: Railway Traction

9.29.23 The billing demand shall be the maximum demand recorded during the month or 80% of the contracted demand, whichever is higher.

9.29.24 Energy charges will be billed on the basis of actual energy Consumption or 32 kVAh per month per kVA of Contracted Demand whichever is higher.

HT-VI: Townships and Residential Colonies

9.29.25 The billing demand shall be the recorded maximum demand during the month.

9.29.26 Energy Charges will be billed on the basis of actual consumption or 25 kVAh per kVA of Contracted Demand, whichever is higher.

9.29.27 The above provisions shall not in any way affect the right of a person residing in the housing unit sold or leased by such Cooperative Group Housing Society, to demand supply of electricity directly from the distribution licensee of the area.

HT-VII: Temporary Supply

9.29.28 (a) Temporary supply can be given initially for a period up to one year as per the tariff applicable under temporary supply category. After the expiry of one year, the consumer is at liberty to seek further extension.

9.29.29 (b) The billing demand for Temporary supply shall be contracted demand or recorded maximum demand registered during the month whichever is higher.

- 9.29.30 Requests for temporary supply of energy cannot be considered unless there is a clear notice of at least one week in the case of domestic and three months in case of other types of supply. If supply is required at a short notice, in addition to the applicable electricity charges, an urgency charge, as specified in miscellaneous charges is also to be paid.
- 9.29.31 Estimated cost of the works means the cost of works for making necessary arrangements for supplying energy including the cost of distribution lines, switchgear, metering equipment, etc., as may be worked out on the basis of standards and norms prescribed by the Licensee, from time to time plus cost of dismantling the lines and other works when the supply is no more required less the cost of retrievable material.
- 9.29.32 (a) Estimated cost of the works, as detailed above, shall be paid by the consumer in advance. After the works are dismantled and retrievable materials returned to stores, a bill for the actual amount payable by the consumer shall be prepared and the difference would be collected from or refunded to the consumer, as the case may be. No development charges shall be collected for temporary supply.
- (b) In addition to the aforesaid charges payable by consumers availing temporary supply, they shall pay hire charges at 2% on cost of retrievable material per month or part thereof, for the duration of temporary supply. These charges will be claimed along with the consumption bills.
- 9.29.33 (a) The consumer requiring supply on temporary basis shall be required to deposit in advance, in addition to the estimated cost of works mentioned in 9.29.32(b), the estimated consumption charges at the rate stipulated in Tariff Order for Temporary supply, and worked out on the basis for use of electricity by the consumer for 6 hours per day for a period of 2 months in case the supply is required for more than 10 days. If the period of temporary supply is for 10 days or less, the advance consumption charges for the actual period requisitioned shall be paid.
- (b) The bill for electricity consumed in any month shall be prepared at the tariff applicable plus hire charges as mentioned above. The consumers have to pay monthly CC charges regularly during the period of availing temporary supply and the estimated energy consumption deposit shall be adjusted with the last

month consumption and the balance if any shall be refunded.

(c) In the case of consumers requiring temporary supply for the purposes of Cinema, the estimated energy charges for a minimum period of three (3) months shall have to be deposited by the consumer subject to the condition that the consumer shall pay every month energy and other miscellaneous charges for the preceding month and the amount deposited by him in advance shall be adjusted with the last month consumption and the balance amount shall be refunded.

(d) In the event of estimated energy charges deposited by the consumer having been found insufficient, the consumer shall deposit such additional amount, as may be demanded by the Licensee failing which the Licensee may discontinue the supply of electricity.

9.29.34 **Existing consumers requiring temporary supply or temporary increase in supply:** If any consumer availing regular supply of electricity at High Tension requires an additional supply of electricity at the same point for a temporary period, the temporary additional supply shall be treated as a separate service and charged as per HT Temporary supply, subject to the following conditions.

9.29.35 (a) The contracted demand of the temporary supply shall be the billing demand for that service. The recorded demand for the regular service shall be arrived at by deducting the billing demand for the temporary supply from the maximum demand recorded in the month.

(b) The total energy consumed in a month including that relating to temporary additional supply, shall be apportioned between the regular and temporary supply in proportion to the respective billing demands.

HT-IX: Electric Vehicle Charging Stations

9.29.36 The billing demand shall be the recorded maximum demand during the month or 80% of contracted demand whichever is higher.

9.29.37 Energy Charges will be billed on the basis of actual consumption or 25 kVAh per kVA of Contracted Demand, whichever is higher.

9.30 OTHER CHARGES IN HT

Service Connection Charges

9.30.1 The service connection charges shall be collected as per the Regulations issued by the Commission from time to time.

Reconnection Charges	
HT	
11 kV	Rs.1000
33 kV	Rs.2000
132 kV/220 kV	Rs.3000
Testing charges	
Consumer Installation	
The first test and inspection of a new installation or of an extension to an existing installation.	Nil
Charges payable by the consumer in advance for each subsequent test and/or inspection if found necessary owing to any fault in the installation or to non-compliance of the conditions of supply	Rs.200
HT Meter	Rs.3,000
Transformer Oils	
For each sample of Oil	Rs.150
Miscellaneous Charges	
Application Registration Fees	Rs.100
For changing meter only at the request of the consumer (where it is not necessitated by increase in demand permanently)	Rs.100
For changing or moving a meterboard	Actual cost of material and labour plus 25% supervision charges on cost of material and labour
Customer Charges	
Consumer Category	Rs./month
HT Consumer at 11 kV	Rs.2,000
HT Consumers at 33 kV	Rs.3,500
HT Consumers at 132 kV and above	Rs.5,000
Urgency charges for temporary supply at short notice	Rs.200
Special rates chargeable for theft/pilferage and malpractice cases	As per the General Terms and Conditions of Supply (GTCS) approved by the Commission from time to time.
Supervision/Inspection & checking charges	Rs.600

9.31 MISCELLANEOUS WORKS IN HT

9.31.1 The charges for any work which the Licensee may be required to undertake for the consumer and which is not included in the foregoing schedule, shall be the actual cost of labour and material plus 25% on cost of labour and material to

cover overhead charges. The aforesaid charges shall be paid by the consumer in advance.

Applicability

9.31.2 The rates indicated in the Retail Supply Tariff Schedule for FY 2024-25, together with the terms and conditions prescribed there under shall be applicable in the areas of operation of two Distribution Companies viz., Southern Power Distribution company of Telangana Limited (TGSPDCL), Northern Power Distribution company of Telangana Limited (TGSPDCL) and CESS, Sircilla for the FY 2024-25 with effect from 01.11.2024 to 31.03.2025.

9.31.3 The abstract of the tariff rates determined above, together with the terms & conditions governing the same is enclosed at **Appendix-A**.

This Order is corrected and signed on this the 28th day of October, 2024

Sd/-
(BANDARU KRISHNAIAH)
MEMBER

Sd/-
(M. D. MANOHAR RAJU)
MEMBER

Sd/-
(T. SRIRANGA RAO)
CHAIRMAN

//CERTIFIED COPY//

Appendix-A

Abstract of the Retail Supply Tariff for FY 2024-25

(Applicable with effect from 01.11.2024 to 31.03.2025 in respect of the two Distribution Licensees (TGSPDCL & TGNPDCL) in the Telangana State and the Co-operative Electric Supply Society, Sircilla)

Category	Fixed/Demand Charge		Energy Charge (Rs./Unit)
	Unit	Rs./Unit/month	
Low Tension			
LT-I: Domestic			
LT-I(A): Upto 100 units/month			
0-50	kW	10	1.95
51-100	kW	10	3.10
LT-I(B)(i): Above 100 units/month & up to 200 units/month			
0-100	kW	10	3.40
101-200	kW	10	4.80
LT-I(B)(ii): Above 200 units/month			
0-200	kW	10	5.10
201-300	kW	10	7.70
301-400	kW	10	9.00
401-800	kW	10	9.50
Above 800 units	kW	50	10.00
LT-II: Non-Domestic/Commercial			
LT-II(A): Upto 50 units/month			
0-50	kW	30	7.00
LT-II(B): Above 50 units/month			
0-100	kW	70	8.50
101-300	kW	70	9.90
301-500	kW	100	10.40
Above 500	kW	100	11.00
LT-II(C): Advertisement Hoardings			
	kW	150	13.00
LT-II(D): Haircutting salons consuming upto 200 units/month			
0-50	kW	60	5.30
51-100	kW	60	6.60
101-200	kW	60	7.50
LT-III: Industry			
Industries	kW	100	7.70
Seasonal Industries (off- season)	kW	100	8.40
Pisciculture/Prawn culture	kW	50	6.20
Sugarcane crushing	kW	50	6.20
Poultry farms	kW	65	7.00
Mushroom, Rabbit, Sheep and Goat farms	kW	100	7.30
<i>For Rice Mills under LT-III Industry, the upper limit of Contract Load shall be 93 kW/125 HP; For the remaining consumers under LT-III Industry, the upper limit of Contract Load shall be 75 kW/100 HP.</i>			
LT-IV: Cottage Industries			
LT-IV(A): Cottage Industries	kW	20	4.00
LT-IV(B): Agro Based Activities	kW	20	4.00

Category	Fixed/Demand Charge		Energy Charge
	Unit	Rs./Unit/month	(Rs./Unit)
<i>For LT-IV(B) Agro Based Activity, the upper limit of Connected Load for Sheep farming, Goat farming, and Dairy farming activities shall be 25 HP; For the remaining consumers under LT-IV(B) Agro Based Activity, the upper limit of Connected Load shall be 20 HP.</i>			
LT-V: Agricultural			
LT-V(A): Agriculture (DSM Measures mandatory)			
Corporate Farmers	HP		2.50
Other than Corporate Farmers	HP		0.00
LT-V(B): Others			
Horticulture Nurseries with CL upto 20 HP	HP	20	4.00
LT-VI: Street Lighting & PWS			
LT-VI(A): Street Lighting			
Panchayats	kW	32	7.10
Municipalities	kW	32	7.60
Municipal Corporations	kW	32	8.10
LT-VI(B): PWS Schemes			
Panchayats	HP	32/HP subject to a minimum of Rs.50/month	6.00
Municipalities	HP	32/HP subject to a minimum of Rs.100/month	7.10
Municipal Corporations	HP	32/HP subject to a minimum of Rs.100/month	7.60
LT-VII: General			
LT-VII(A): General Purpose	kW	21	8.30
LT-VII(B): Wholly Religious Places	kW	30	5.00
LT-VIII: Temporary Supply	kW	21	12.00
<i>For LT-VIII Temporary Supply, the consumer shall be required to deposit in advance the estimated consumption charges along with other charges as stipulated in the Tariff Order.</i>			
LT-IX: Electric Vehicle Charging Stations	kW	0	6.00
High Tension			
HT-I(A): Industry General			
11 kV	kVA	500	7.65
33 kV	kVA	500	7.15
132 kV and above	kVA	500	6.65
HT-I(A): Lights and Fans			
11 kV			7.65
33 kV			7.15
132 kV and above			6.65
HT-I(A): Poultry Farms			
11 kV	kVA	500	7.65
33 kV	kVA	500	7.15
HT-I(A): Industrial Colonies			
11 kV			7.30
33 kV			7.30
132 kV and above			7.30
HT-I(A): Seasonal Industries			
11 kV	kVA	500	8.60
33 kV	kVA	500	7.90
132 kV and above	kVA	500	7.70
HT-I(A): Optional Category with CMD Up to 150 kVA			
11 kV	kVA	100	8.00
HT-I(B): Ferro Alloys			

Category	Fixed/Demand Charge		Energy Charge
	Unit	Rs./Unit/month	(Rs./Unit)
11 kV	kVA	500	7.65
33 kV	kVA	500	7.15
132 kV and above	kVA	500	6.65
HT-II(A) OTHERS			
11 kV	kVA	500	8.80
33 kV	kVA	500	8.00
132 kV and above	kVA	500	7.80
HT-II(B) Wholly Religious Places			
11 kV	kVA	285	5.00
33 kV	kVA	285	5.00
132 kV and above	kVA	285	5.00
HT-III Airports, Railway stations and Bus stations			
11 kV	kVA	500	8.50
33 kV	kVA	500	7.85
132 kV and above	kVA	500	7.45
HT-IV(A) Irrigation and Agriculture			
11 kV	kVA	300	6.30
33 kV	kVA	300	6.30
132 kV and above	kVA	300	6.30
HT-IV(B) CPWS Schemes			
11 kV	kVA		6.10
33 kV	kVA		6.10
132 kV and above	kVA		6.10
HT-V(A) Railway Traction	kVA	500	5.05
HT-V(B) HMR	kVA	500	4.95
HT-VI Townships & Residential Colonies			
11 kV	kVA	285	7.30
33 kV	kVA	285	7.30
132 kV and above	kVA	285	7.30
HT-VII: Temporary			
11 kV	kVA	500	11.80
33 kV	kVA	500	11.00
132 kV and above	kVA	500	10.80
<i>For HT-VII Temporary Supply, the consumer shall be required to deposit in advance the estimated consumption charges along with other charges as stipulated in the Tariff Order.</i>			
HT-VIII: RESCO			
11 kV			4.77
HT-IX: Electric Vehicle Charging Stations			
11 kV	kVA	100	6.00
33 kV	kVA	100	6.00
132 kV and above	kVA	100	6.00

Terms & Conditions

1) Time of Day (TOD) Tariff/Incentive:

Applicability:

The following Time of Day (TOD) Tariffs are applicable for categories viz.,

- vii. HT-I(A) Industry General;
- viii. HT-I(A) Poultry Farms;

- ix. HT-II(A) Others;
- x. HT-II(B) Wholly Religious Places;
- xi. HT-III Airports, Railway stations and Bus Stations
- xii. HT-IX Electric Vehicle Charging Stations;

Description	During the Period	ToD Tariff over Retail Supply Energy Charges for FY 2024-25
Time of Day (TOD)Tariff	6 am to 10 am and 6 pm to 10 pm	Plus Re.1/unit
Time of Day (TOD)Tariff	10 pm to 6 am	Less Re.1.50/unit

- 2) **Fuel Surcharge Adjustment (FSA)/Fuel Cost Adjustment (FCA)** will be extra as per Regulation No.1 of 2023 as amended from time to time.
- 3) The Tariffs are exclusive of the Electricity duty payable as per the provisions of the Telangana State Electricity Duty Act ,1939 as amended from time to time.
- 4) **Voltage of Supply:** The voltage at which supply has to be availed by the consumers as per the GTCS notified by the Commission and as amended from time to time.
- 5) **Additional Charges for Maximum Demand exceeding the Contracted Demand**

In case, in any month the Recorded Maximum Demand (RMD) of the consumer exceeds his Contracted Demand with the Licensee, the consumer shall pay the following charges on excess demand recorded and on the entire energy consumed.

RMD over CMD	Demand charges on excess demand	Energy charges on full energy
100 to 120%	2 times of normal charge	Normal
Above 120% and upto 200%	2 times of normal charge	1.15 times of normal charge
More than 200%	2 times of normal charge	1.20 times of normal charge

In case of HT-V(A) and HT-V(B): Railway Traction and HMR, the energy charges shall be computed at 1.05 times of normal charges on the entire consumption, if RMD exceeds 120% of Contracted Demand.

6) Minimum Charges

Category		Rates for FY 2024-25	
LT-categories			
LT-I(A)	Domestic	Contracted Load of 1000 Watts andbelow	
		Single Phase	-
LT-I(B)(i)		Contracted Load of above 1000Watts	
		Single Phase	-
LT-I(B)(ii)		Three Phase	-

Category		Rates for FY 2024-25	
LT-II(A) & II(B)	Non-Domestic/ Commercial	Single Phase	Rs.50/month
		Three Phase	Rs.100/month
LT-II(C)		Advertisement Hoardings	Rs.300/month
LT-II(D)		Single Phase	Rs.65/month
		Three Phase	Rs.200/month
LT-VI(A)	Street Lighting	Panchayats	Rs.2/point/month
		Municipalities and Municipal Corporations	Rs.6/point/month
LT-VII(A)	General Purpose	Single Phase	Rs.50/month
		Three Phase	Rs.150/month
LT-VIII	Temporary Supply	Rs.125 per kW or part thereof of the contracted load for first 30 days or part thereof and for every subsequent period of 15 days or part thereof a charge of Rs.75 per kW.	
LT-IX	EV Chargingstation	Single Phase	Rs.65/month
		Three Phase	Rs.200/month
HT Categories			
Billing Demand		<p>Billing Demand shall be maximum demand recorded during the month or 80% of the contracted demand whichever is higher except HT-IV(A) and HT-VI</p> <p>For HT-IV(A) (Lift Irrigation), during the operational months July to November, Billing Demand shall be maximum demand recorded during the month or 80% of the contracted demand whichever is higher and, during the non-operational months December to June, Billing Demand shall be maximum demand recorded during the month or 25% of the contracted demand whichever is higher</p> <p>For HT-VI (Township and Residential Colonies), the billing demand is Actual Demand Recorded)</p>	
Minimum Energy Charges			
HT-I(A)	Industry-General	50 kVAh per kVA of billing demand per month	
HT-I(B)	Ferro Alloy units	50 kVAh per kVA of billing demand per month	
HT-II(A)	Others	25 kVAh per kVA of billing demand per month	
HT-II(B)	Wholly Religious Places	25 kVAh per kVA of billing demand per month	
HT-III	Airports, Railway stations and Bus stations	50 kVAh per kVA of billing demand per month	
HT-V(A) & V(B)	Railway Traction & HMR	32 kVAh per kVA of Contracted Demand per month	
HT-VI	Townships & Residential Colonies	Billing Demand shall be Actual Recorded Demand. 25 kVAh per kVA of contracted demand per month.	
HT-IX	EV Charging station	25 kVAh per kVA of contracted demand per month.	

7) Customer Charges

Consumer Category	Rs. / Month
Low Tension	
LT-I: Domestic (units/month)	
0-50	40
51-100	70
101-200	90
201-300	100
301-400	120
401-800	140
Above 800 units	160
LT-II(A&B): Non-Domestic/Commercial (units/month)	
0-50	50
51-100	90
101-300	105
301-500	120
Above 500 units	160
LT-II(C): Advertisement Hoardings	160
LT-II(D) Haircutting Salons with consumption upto 200 units per month	
0-50	45
51-100	55
101-200	65
LT-III: Industry up to 20 HP	100
LT-III: Industry 21-50 HP	350
LT-III: Industry 51-125 HP	1200
LT-IV: Cottage Industries	50
LT-V: Agriculture	30
LT-VI: Street Lighting & PWS	120
LT-VII: General Purpose	100
LT-VIII: Temporary Supply	100
LT-IX: EV Charging station	120
High Tension	
HT consumers at 11 kV	2000
HT consumers at 33 kV	3500
HT consumers at 132 kV and above	5000

8) Delayed Payment Surcharge (DPS)

LT-Category

- a) In case of LT-I(A), LT-I(B), LT-II(A), LT-II(D), LT-IV and LT-V(B), if payment is made after due date, the consumers are liable to pay, Delayed Payment Surcharge (DPS) per month on the bill amount at the rates given in table below:

LT-I(A)	Rs.10 per month
LT-I(B), LT-II(A), LT-II(D), LT-IV and LT-V(B)	Rs.25 per month

b) In case of LT-II(B), LT-II(C), LT-III, LT-VI, and LT-VII, and LT-IX the Licensee shall levy Delayed Payment Surcharge (DPS) on the bill amount at the rate of 5 paise/Rs.100/day calculated from the due date mentioned on the bill, up to the date of payment or Rs.150 whichever is higher. In case of grant of installments, the Licensees shall levy interest at the rate of 18% per annum on the outstanding amounts compounded annually and the two (DPS and interest) shall not be levied at the same time.

HT Category

The Licensees shall charge the Delayed Payment Surcharge (DPS) per month on the bill amount at the rate of 5 paise/Rs.100/day or Rs.550 whichever is higher. In case of grant of installments, the Licensee shall levy interest at the rate of 18% per annum on the outstanding amounts, compounded annually and the two charges shall not be levied at the same time.

9) Reconnection Charges

Low Tension services		
LT-I(A)		Rs.25
Overhead LT services		Rs.75
U.G. services		Rs.200
High Tension service		
11 kV		Rs.1000
33 kV		Rs.2000
132 kV and above		Rs.3000

10) Testing Charges

Installation	LT	HT
The first test and inspection of a new installation or of an extension to an existing installation	Nil	Nil
Charges payable by the consumer in advance for each subsequent test and/or inspection if found necessary owing to any fault in the installation or to non-compliance of the conditions of supply	Rs.20	Rs.200
Meter		
A.C. Single Phase Energy meter	Rs.100	
A.C. Three Phase Energy meter	Rs.300	
LT Tri Vector meter	Rs.2000	
11 kV		Rs.3000
33 kV		Rs.3000

Installation	LT	HT
132 kV and above		Rs.3000
Transformer oil		
Each sample of oil	Rs.150 per sample	

11) Supervision/ Inspection and Checking Charges

For LT-I(A) Domestic	Rs.100
For LT-I(B) Domestic	Rs.100
LT-V Agricultural	Rs.100
For all other LT Categories	Rs.100
For all HT Categories	Rs.600

12) Low Power Factor Charges: For all consumer categories where kVAh billing is done, no Low Power Factor surcharge shall be levied.

13) Capacitor Surcharge: LT consumers (except LT-I Domestic) having connected loads mentioned in table below shall pay capacitor surcharge (as per rules in vogue) at the rate of 25% of the billed amount, if capacitors are found defunct.

Category	Connected Load
LT-II and LT-VII(A)	< 10 kW
LT-III and LT-VI(B)	< 13 HP

14) Fixed Charges – Seasonal Industries:

LT-III: Rs.75/kW/month on 30% contracted load.

HT: Demand Charges – 30% of CMD or recorded demand whichever is higher.

15) Temporary Supply for LT and HT Consumers: Temporary supply can be given initially for a period up to one year as per the tariff applicable under temporary supply category. After the expiry of one year, the consumer is at liberty to seek further extension.

16) Green Tariff: Green Tariff of Rs.0.66/unit which is over and above the normal tariff of respective category shall be levied on the energy consumption for the period for which the consumer as opted for Green tariff. The Green tariff is extended to all categories of consumers both HT & LT, who opt for it.

Appendix-B
Commission's Directives

EARLIER DIRECTIVES

1. **Imported Coal** - The TGDISCOMs are directed to verify whether imported coal is being procured through competitive bidding process, or under any guidelines issued in this regard by GoI, before admitting the Station-wise power purchase bills.
2. **Quality of Domestic Coal** - The TGDISCOMs are directed to verify that the GCV of coal for which the price is being paid by its contracted generating stations should not be less than the minimum of the range of GCV specified for that particular grade.
3. **Transportation of failed transformers** - The TGDISCOMs shall ensure that the transportation of failed transformers is done at the cost of TGDISCOMs. In case, vehicle provided to sub-division, for this purpose, is unable to meet the requirement, replacement of failed DTRs should be done by hiring a private vehicle for this purpose only. For hiring the vehicles (the tractor trailers are available in villages) where ever necessary, the schedule of rates either on kilo meter basis or on per day basis may be fixed. The TGDISCOMs are directed to submit the measures taken in this regard and expenditure incurred towards the same on half-yearly basis.
4. **Release of ex-gratia in cases of electrical accidents** - Several stakeholders have expressed concerns that the ex-gratia for affected parties due to electrical accidents is not being released promptly. The Commission directs TGDISCOMs to strive to release the ex-gratia to the affected parties due to electrical accidents promptly. The applicants should be provided with a unique identification number upon receipt of application and status of the same should be intimated to the applicant and status of the application should be made available on the respective TGDISCOM's website.
5. The Commission directs TGDISCOMs to actively pursue the matter with APGenco/APTransco for availing the State share in Machkund PH and Tungabhadra PH.

6. The Commission directs TGDISCOMs to take steps for the installation of prepaid smart meters with latest technology for all interested consumers.
7. The Commission directs TGDISCOMs to submit a time bound action plan for replacement of existing meters with prepaid smart meters with two way communication in the interest of revenue realization of TGDISCOMs.
8. The Commission directs TGDISCOMs to conduct consumer awareness programs in areas with high AT&C losses.
9. The Commission directs TGDISCOMs to explore the possibility of arriving at a consensus among its agricultural consumers regarding the hours of supply for its peak load management.
10. The TGDISCOMs are directed to collect 100% outstanding dues from all its consumers including Government Department regularly.
11. The TGDISCOMs are directed to make all possible efforts to improve their internal efficiency and reduce the gap between ACS and ARR.
12. The Commission directs TGDISCOMs to achieve 100% Agricultural DTR metering within a period of twelve (12) months and to furnish the quarterly progress on the status of implementation in this regard.
13. The TGDISCOMs are directed to conduct awareness programs among the consumers regarding safety standards. Further, TGDIscoms take steps for use of safety appliances by O&M staff to avoid accidents.
14. The TGDISCOMs are directed to bring awareness among the consumers about energy conservation measures to reduce the consumption during peak hours to optimize the power purchase cost.

New Directives:

15. The Commission directs the petitioner to adhere to the timelines as specified in Regulation No.2 of 2023 in future filing of petitions.
16. The Commission directs TGDISCOMs to take strict measures to reduce the distribution losses and submit quarterly report on the measures taken.
17. The Commission directs TGDIscoms to expedite the initiative towards Demand Side Management (DSM) and submit the report/proposal to the Commission.

18. The Commission directs TGDs to comply with Standard of Performance (SoP) Regulation.
19. The Commission directs TGDs to assess the need of unblocking of RKVAH lead for KVAH billing and submit the detail report to the Commission.



**Annexure-I
Public Notices**

Newspaper clippings appeared on 20.09.2022 in MANA TELANGANA



**గణరచనీయమైన తెలంగాణ ఐద్యుత్ నియంత్రణ మండలి వారి సమక్షంలో
విద్యుత్ నియంత్రణ భవన్, జి.టి.ఎన్. కాలనీ, కళ్యాణ నగర్, హైదరాబాద్ - 500 045**

దక్షిణ తెలంగాణ ఐద్యుత్ పంపిణీ సంస్థ (టిజిఆర్ఎస్.డి.సి.ఎల్)

బహిరంగ ప్రకటన

1. ఇందు మూలంగా టిజిఆర్ఎస్.డి.సి.ఎల్ వరదల్లో యావత్పంపిణీ తెలిపేయందుకు ఏమియు, ప్రభుత్వ యాజమాన్యంలోని డిప్యూటీ సీనియర్ ఇంజనీర్, వరదల కంట్రోల్, సె. 13/2000 తేదీ: 29.12.2000 కింద ఉన్న దక్షిణ తెలంగాణ విద్యుత్ పంపిణీ సంస్థ (టిజిఆర్ఎస్.డి.సి.ఎల్), 5వ నియంత్రణ కాలానికి (FY 2024-25 నుండి FY 2028-29 వరకు) పంపిణీ ప్యాకేజీలో యొక్క ఎలక్షన్ ఓ ఓటింగ్ ఛార్జీస్ నిర్ణయించడానికి, ప్రతిపాదనల సరళిని గౌరవించేయందు తెలంగాణ విద్యుత్ నియంత్రణ మండలి (TGERC) ముందు దాఖలు చేసింది. ఈ దాఖలకు O.P. నెం.12/2024 & I.A. నెం.11/2024 గా గౌరవించేయమైన కమిషన్లను తేలుతుంది.

2. ప్రైవేట్ సెల్స్ ద్వారా రాజకాల ప్రజలను బీసీ ఇంజనీర్ (జి.టి.ఎన్.సి) నుండి సంప్రదించడానికి, (టిజిఆర్ఎస్.డి.సి.ఎల్) కార్యాలయం, 'A' బ్లాక్, పబ్లిక్ వర్క్స్, మెయిన్ కాంపౌండ్, హైదరాబాద్-500063 మరియు బంజారా హిల్స్, హైదరాబాద్ (కె.టి), హైదరాబాద్ (సి.ఎల్.ఎల్), టెక్నో సిటీ, హైదరాబాద్, సికింద్రాబాద్, రాజేంద్రనగర్, సదూర్ నగర్, విజ్ఞానాబాద్, మహబూబ్ నగర్, గద్వాల, నాగర్ కర్ణాటక, పవన్ నగర్, సిద్దిపేట, సంగారెడ్డి, నల్గొండ, యాదాద్రి, సూర్యాపేట మరియు వారాణసి పేట అంతర్జాతీయ వ్యవస్థలో ఉన్న హాస్టల్స్/కాంటిన్లలో ఇంజనీర్ల కొరతను తగ్గించడానికి ఉంటాయి. ఆసక్తి గల వారు ఈ దాఖలకు ప్రజలను ప్రైవేట్ సెల్స్ ద్వారా, కార్యాలయం పని వేళల్లో ఉచితంగా పరిశీలించవచ్చును. ఈ ప్రతిపాదనలు డిజిటల్ సైన్ చేసి www.igsouthernpower.org లో మరియు www.tgere.telangana.gov.in లో లింక్ ద్వారా అందుబాటులో ఉంటాయి. ఈ దాఖలకు ప్రజలను ప్రైవేట్ సెల్స్ ద్వారా 20.09.2024 నుండి ప్రైవేట్ సెల్స్ ద్వారా వెళ్లించుమని ప్రకారం ఉంటుంది.

3. విద్యుత్ పంపిణీ సంస్థ ప్రతిపాదించిన నమోదిత అభ్యర్థికి సమాచారాన్ని (ఓఆర్ఆర్) మరియు ఛార్జీస్ (లిటింగ్ ఛార్జీస్) ప్రతిపాదనలను ప్రైవేట్ సెల్స్ ద్వారా అభ్యర్థకులు/సూచనలు ఉంటే, సెల్స్ ద్వారా డివీ.టి.ఎస్.టి.లో పాటించి ఇంజనీర్ (జి.టి.ఎన్.సి) గా రిజిస్ట్రేషన్ కార్యాలయం, హైదరాబాద్ (టిజిఆర్ఎస్.డి.సి.ఎల్), కార్యాలయం, 'A' బ్లాక్, పబ్లిక్ వర్క్స్, మెయిన్ కాంపౌండ్, హైదరాబాద్-500063 వద్ద రికార్డులు లేదా కంట్రాక్ట్ ప్యాకేజీ 11.10.2024 నాటికి 5 గంటలలోపే ఉంటుంది. దానిని కాపీ ప్రైవేట్ సెల్స్ ద్వారా డివీ.టి.ఎస్.టి.లో డివీ.టి.ఎస్.టి.లో అభ్యర్థకులు/సూచనలను ఉంటే ఇంజనీర్ (జి.టి.ఎన్.సి) నుండి వారి సంతకాలు/ముద్రలు మరియు ఫోటో, పాస్ పోస్ట్ ద్వారా, ఇమెయిల్ లేదా మరియు సాంకేతిక సమాచారం పొందవచ్చు. ఏదైనా సంస్థ లేదా విద్యార్థి/సూచనలకు వ్యతిరేక అభ్యర్థకులు/సూచనల దాఖలు చేయవచ్చు. అది సమగ్రంగా పరిశీలించి, అభ్యర్థకులు/సూచనలకు ప్రతిపాదనలు/సూచనలను ఉంటే డివీ.టి.ఎస్.టి.లో పాటించుమని ప్రకారం ఉంటుంది.

అభ్యర్థకులు/సూచనలకు (ఓఆర్ఆర్) మరియు ఛార్జీస్ ప్రతిపాదనలను ప్రైవేట్ సెల్స్ ద్వారా	అభ్యర్థకులు/సూచనలకు (ఓఆర్ఆర్) మరియు ఛార్జీస్ ప్రతిపాదనలను ప్రైవేట్ సెల్స్ ద్వారా	డివీ.టి.ఎస్.టి.లో డివీ.టి.ఎస్.టి.లో అభ్యర్థకులు/సూచనలను ఉంటే ఇంజనీర్ (జి.టి.ఎన్.సి) గా రిజిస్ట్రేషన్ కార్యాలయం, హైదరాబాద్ (టిజిఆర్ఎస్.డి.సి.ఎల్), కార్యాలయం, 'A' బ్లాక్, పబ్లిక్ వర్క్స్, మెయిన్ కాంపౌండ్, హైదరాబాద్-500063 వద్ద రికార్డులు లేదా కంట్రాక్ట్ ప్యాకేజీ 11.10.2024 నాటికి 5 గంటలలోపే ఉంటుంది.	అభ్యర్థకులు/సూచనలకు (ఓఆర్ఆర్) మరియు ఛార్జీస్ ప్రతిపాదనలను ప్రైవేట్ సెల్స్ ద్వారా
--	--	--	--

4. విద్యుత్ పంపిణీ సంస్థ టిజిఆర్ఎస్.డి.సి.ఎల్ అవకాశం కాలానికి (FY 2024-25 నుండి FY 2028-29 వరకు) ప్రతిపాదనలకు ఉంటే (లిటింగ్ ఛార్జీస్) డివీ.టి.ఎస్.టి.లో డివీ.టి.ఎస్.టి.లో అభ్యర్థకులు/సూచనలను ఉంటే ఇంజనీర్ (జి.టి.ఎన్.సి) గా రిజిస్ట్రేషన్ కార్యాలయం, హైదరాబాద్ (టిజిఆర్ఎస్.డి.సి.ఎల్), కార్యాలయం, 'A' బ్లాక్, పబ్లిక్ వర్క్స్, మెయిన్ కాంపౌండ్, హైదరాబాద్-500063 వద్ద రికార్డులు లేదా కంట్రాక్ట్ ప్యాకేజీ 11.10.2024 నాటికి 5 గంటలలోపే ఉంటుంది. దానిని కాపీ ప్రైవేట్ సెల్స్ ద్వారా డివీ.టి.ఎస్.టి.లో డివీ.టి.ఎస్.టి.లో అభ్యర్థకులు/సూచనలను ఉంటే ఇంజనీర్ (జి.టి.ఎన్.సి) నుండి వారి సంతకాలు/ముద్రలు మరియు ఫోటో, పాస్ పోస్ట్ ద్వారా, ఇమెయిల్ లేదా మరియు సాంకేతిక సమాచారం పొందవచ్చు. ఏదైనా సంస్థ లేదా విద్యార్థి/సూచనలకు వ్యతిరేక అభ్యర్థకులు/సూచనల దాఖలు చేయవచ్చు. అది సమగ్రంగా పరిశీలించి, అభ్యర్థకులు/సూచనలకు ప్రతిపాదనలు/సూచనలను ఉంటే డివీ.టి.ఎస్.టి.లో పాటించుమని ప్రకారం ఉంటుంది.

ఉత్తర తెలంగాణ ఐద్యుత్ పంపిణీ సంస్థ (టిజిఆర్ఎస్.డి.సి.ఎల్)

బహిరంగ ప్రకటన

1. ఇందు మూలంగా టిజిఆర్ఎస్.డి.సి.ఎల్ వరదల్లో యావత్పంపిణీ తెలిపేయందుకు ఏమియు, ప్రభుత్వ యాజమాన్యంలోని డిప్యూటీ సీనియర్ ఇంజనీర్, వరదల కంట్రోల్, సె. 14/2000 తేదీ: 29.12.2000 కింద ఉన్న ఉత్తర తెలంగాణ విద్యుత్ పంపిణీ సంస్థ (టిజిఆర్ఎస్.డి.సి.ఎల్), 5వ నియంత్రణ కాలానికి (FY 2024-25 నుండి FY 2028-29 వరకు) పంపిణీ ప్యాకేజీలో యొక్క ఎలక్షన్ ఓ ఓటింగ్ ఛార్జీస్ నిర్ణయించడానికి, ప్రతిపాదనల సరళిని గౌరవించేయందు తెలంగాణ విద్యుత్ నియంత్రణ మండలి (TGERC) ముందు దాఖలు చేసింది. ఈ దాఖలకు O.P. నెం.13/2024 & I.A. నెం.12/2024 గా గౌరవించేయమైన కమిషన్లను తేలుతుంది.

2. ప్రైవేట్ సెల్స్ సెల్స్ ద్వారా రాజకాల ప్రజలను బీసీ ఇంజనీర్ (జి.టి.ఎన్.సి) నుండి సంప్రదించడానికి, (టిజిఆర్ఎస్.డి.సి.ఎల్) కార్యాలయం, 'A' బ్లాక్, పబ్లిక్ వర్క్స్, మెయిన్ కాంపౌండ్, హైదరాబాద్-500063 మరియు బంజారా హిల్స్, హైదరాబాద్ (కె.టి), హైదరాబాద్ (సి.ఎల్.ఎల్), టెక్నో సిటీ, హైదరాబాద్, సికింద్రాబాద్, రాజేంద్రనగర్, సదూర్ నగర్, విజ్ఞానాబాద్, మహబూబ్ నగర్, గద్వాల, నాగర్ కర్ణాటక, పవన్ నగర్, సిద్దిపేట, సంగారెడ్డి, నల్గొండ, యాదాద్రి, సూర్యాపేట మరియు వారాణసి పేట అంతర్జాతీయ వ్యవస్థలో ఉన్న హాస్టల్స్/కాంటిన్లలో ఇంజనీర్ల కొరతను తగ్గించడానికి ఉంటాయి. ఆసక్తి గల వారు ఈ దాఖలకు ప్రజలను ప్రైవేట్ సెల్స్ ద్వారా, కార్యాలయం పని వేళల్లో ఉచితంగా పరిశీలించవచ్చును. ఈ ప్రతిపాదనలు డిజిటల్ సైన్ చేసి www.tgpnpld.com లో మరియు www.tgere.telangana.gov.in లో లింక్ ద్వారా అందుబాటులో ఉంటాయి. ఈ దాఖలకు ప్రజలను ప్రైవేట్ సెల్స్ ద్వారా 20.09.2024 నుండి ప్రైవేట్ సెల్స్ ద్వారా వెళ్లించుమని ప్రకారం ఉంటుంది.

3. విద్యుత్ పంపిణీ సంస్థ ప్రతిపాదించిన నమోదిత అభ్యర్థికి సమాచారాన్ని (ఓఆర్ఆర్) మరియు ఛార్జీస్ (లిటింగ్ ఛార్జీస్) ప్రతిపాదనలను ప్రైవేట్ సెల్స్ ద్వారా అభ్యర్థకులు/సూచనలు ఉంటే, సెల్స్ ద్వారా డివీ.టి.ఎస్.టి.లో పాటించి ఇంజనీర్ (జి.టి.ఎన్.సి) గా రిజిస్ట్రేషన్ కార్యాలయం, హైదరాబాద్ (టిజిఆర్ఎస్.డి.సి.ఎల్), కార్యాలయం, 'A' బ్లాక్, పబ్లిక్ వర్క్స్, మెయిన్ కాంపౌండ్, హైదరాబాద్-500063 వద్ద రికార్డులు లేదా కంట్రాక్ట్ ప్యాకేజీ 11.10.2024 నాటికి 5 గంటలలోపే ఉంటుంది. దానిని కాపీ ప్రైవేట్ సెల్స్ ద్వారా డివీ.టి.ఎస్.టి.లో డివీ.టి.ఎస్.టి.లో అభ్యర్థకులు/సూచనలను ఉంటే ఇంజనీర్ (జి.టి.ఎన్.సి) నుండి వారి సంతకాలు/ముద్రలు మరియు ఫోటో, పాస్ పోస్ట్ ద్వారా, ఇమెయిల్ లేదా మరియు సాంకేతిక సమాచారం పొందవచ్చు. ఏదైనా సంస్థ లేదా విద్యార్థి/సూచనలకు వ్యతిరేక అభ్యర్థకులు/సూచనల దాఖలు చేయవచ్చు. అది సమగ్రంగా పరిశీలించి, అభ్యర్థకులు/సూచనలకు ప్రతిపాదనలు/సూచనలను ఉంటే డివీ.టి.ఎస్.టి.లో పాటించుమని ప్రకారం ఉంటుంది.

అభ్యర్థకులు/సూచనలకు (ఓఆర్ఆర్) మరియు ఛార్జీస్ ప్రతిపాదనలను ప్రైవేట్ సెల్స్ ద్వారా	అభ్యర్థకులు/సూచనలకు (ఓఆర్ఆర్) మరియు ఛార్జీస్ ప్రతిపాదనలను ప్రైవేట్ సెల్స్ ద్వారా	డివీ.టి.ఎస్.టి.లో డివీ.టి.ఎస్.టి.లో అభ్యర్థకులు/సూచనలను ఉంటే ఇంజనీర్ (జి.టి.ఎన్.సి) గా రిజిస్ట్రేషన్ కార్యాలయం, హైదరాబాద్ (టిజిఆర్ఎస్.డి.సి.ఎల్), కార్యాలయం, 'A' బ్లాక్, పబ్లిక్ వర్క్స్, మెయిన్ కాంపౌండ్, హైదరాబాద్-500063 వద్ద రికార్డులు లేదా కంట్రాక్ట్ ప్యాకేజీ 11.10.2024 నాటికి 5 గంటలలోపే ఉంటుంది.	అభ్యర్థకులు/సూచనలకు (ఓఆర్ఆర్) మరియు ఛార్జీస్ ప్రతిపాదనలను ప్రైవేట్ సెల్స్ ద్వారా
--	--	--	--

4. విద్యుత్ పంపిణీ సంస్థ టిజిఆర్ఎస్.డి.సి.ఎల్ అవకాశం కాలానికి (FY 2024-25 నుండి FY 2028-29 వరకు) ప్రతిపాదనలకు ఉంటే (లిటింగ్ ఛార్జీస్) డివీ.టి.ఎస్.టి.లో డివీ.టి.ఎస్.టి.లో అభ్యర్థకులు/సూచనలను ఉంటే ఇంజనీర్ (జి.టి.ఎన్.సి) గా రిజిస్ట్రేషన్ కార్యాలయం, హైదరాబాద్ (టిజిఆర్ఎస్.డి.సి.ఎల్), కార్యాలయం, 'A' బ్లాక్, పబ్లిక్ వర్క్స్, మెయిన్ కాంపౌండ్, హైదరాబాద్-500063 వద్ద రికార్డులు లేదా కంట్రాక్ట్ ప్యాకేజీ 11.10.2024 నాటికి 5 గంటలలోపే ఉంటుంది. దానిని కాపీ ప్రైవేట్ సెల్స్ ద్వారా డివీ.టి.ఎస్.టి.లో డివీ.టి.ఎస్.టి.లో అభ్యర్థకులు/సూచనలను ఉంటే ఇంజనీర్ (జి.టి.ఎన్.సి) నుండి వారి సంతకాలు/ముద్రలు మరియు ఫోటో, పాస్ పోస్ట్ ద్వారా, ఇమెయిల్ లేదా మరియు సాంకేతిక సమాచారం పొందవచ్చు. ఏదైనా సంస్థ లేదా విద్యార్థి/సూచనలకు వ్యతిరేక అభ్యర్థకులు/సూచనల దాఖలు చేయవచ్చు. అది సమగ్రంగా పరిశీలించి, అభ్యర్థకులు/సూచనలకు ప్రతిపాదనలు/సూచనలను ఉంటే డివీ.టి.ఎస్.టి.లో పాటించుమని ప్రకారం ఉంటుంది.

సెక్షన్లు - I

అర్థక సం|| 2024-25 నుండి అర్థక సం|| 2029-30 వరకు సమగ్ర ఆదాయ అభివృద్ధి (ఫారెకస్)

(రూ. కోట్లలో)

వర్షములు	2024-25	2025-26	2026-27	2027-28	2028-29
ఓ. ఓ.ఎం. ఛార్జీస్	3,912	4,216	5,303	5,716	6,158
ఆదాయ	976	1,205	1,526	1,903	2,310
అప్పు ప్రైవేట్ మరియు అర్థిక ఛార్జీస్	5,85	710	972	1,223	1,527
విద్యుత్ మూలభూమి పై పన్ను	151	150	190	218	247
అభివృద్ధి ఛార్జీస్	264	401	585	805	1,042
మూలభూమి ఆదాయ అభివృద్ధి	5,818	6,682	8,576	9,014	11,884
అర్థికం (ఓ)					
ఓ. ఓ.ఎం. ఛార్జీస్ ప్రామాణిక ఆదాయం	1,17	1,15	1,27	1,25	1,22
అభివృద్ధి ఆదాయం	184	157	150	163	166
నాణ్యత ఆదాయ అభివృద్ధి	5,083	6,682	8,415	9,750	11,108

సెక్షన్లు - I

అర్థక సం|| 2024-25 నుండి అర్థక సం|| 2029-30 వరకు సమగ్ర ఆదాయ అభివృద్ధి (ఫారెకస్)

(రూ. కోట్లలో)

వర్షములు	2024-25	2025-26	2026-27	2027-28	2028-29
ఓ. ఓ.ఎం. ఛార్జీస్	2,919	3,137	3,938	4,213	4,528
ఆదాయం	430	514	645	790	956
అప్పు ప్రైవేట్ మరియు అర్థిక ఛార్జీస్	355	451	561	683	802
విద్యుత్ మూలభూమి పై పన్ను	82	91	113	127	141
అభివృద్ధి ఛార్జీస్	106	157	223	300	330
మూలభూమి ఆదాయ అభివృద్ధి	3,892	4,349	5,460	6,115	6,806
అర్థికం (ఓ)					
ఓ. ఓ.ఎం. ఛార్జీస్ ప్రామాణిక ఆదాయం	6	7	9	11	12
అభివృద్ధి ఆదాయం	172	175	179	182	186
నాణ్యత ఆదాయ అభివృద్ధి	3,714	4,167	5,272	5,922	6,608

సెక్షన్లు - II

అర్థక సం|| 2024-25 నుండి అర్థక సం|| 2029-30 వరకు ప్రతిపాదనలను

లిటింగ్ ఛార్జీస్ మరియు మెయిన్ ఛార్జీస్

వర్షములు	2024-25	2025-26	2026-27	2027-28	2028-29
A. లిటింగ్ ఛార్జీస్ (రూ./కి.వి.ఎ/సెం)					
లిటింగ్ ఛార్జీస్	395.07	426.79	515.98	559.98	600.43
B. ప్రైవేట్ వారిగా పంపిణీ వ్యయం లిటింగ్ ఛార్జీస్ క్రిమం (%)					
33 కి.వి.	3.48%	3.46%	3.44%	3.42%	3.40%
11 కి.వి.	4.07%	4.04%	4.01%	3.98%	3.95%
ఎల్.టి.	4.66%	4.61%	4.56%	4.51%	4.46%
C. మూలభూమి వ్యయములు (రూ. కోట్లలో)					
మూలభూమి వ్యయములు	4,794	5,785	7,194	7,180	7,504

సెక్షన్లు - II

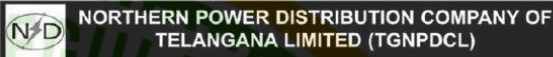
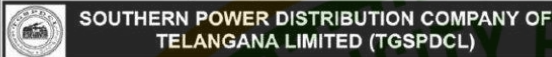
అర్థక సం|| 2024-25 నుండి అర్థక సం|| 2029-30 వరకు ప్రతిపాదనలను

లిటింగ్ ఛార్జీస్ మరియు మెయిన్ ఛార్జీస్

వర్షములు	2024-25	2025-26	2026-27	2027-28	2028-29
A. లిటింగ్ ఛార్జీస్ (రూ./కి.వి.ఎ/సెం)					
లిటింగ్ ఛార్జీస్	817	884	1,078	1,168	1,255
B. ప్రైవేట్ వారిగా పంపిణీ వ్యయం లిటింగ్ ఛార్జీస్ క్రిమం (%)					
33 కి.వి.	2.99%	2.97%	2.95%	2.93%	2.91%
11 కి.వి.	3.74%	3.71%	3.68%	3.65%	3.62%
ఎల్.టి.	4.70%	4.65%	4.60%	4.55%	4.50%
C. మూలభూమి వ్యయములు (రూ. కోట్లలో)					
మూలభూమి వ్యయములు	1,584	1,947	2,887	2,667	2,731

Date : 20/09/2024 EditionName : TELANGANA PageNo :

BEFORE THE HONOURABLE TELANGANA ELECTRICITY REGULATORY COMMISSION
Viduyt Nyantran Bhavan, G.T.S. Colony, Kalyan Nagar, Hyderabad 500 045



PUBLIC NOTICE

PUBLIC NOTICE

1. Notice is hereby given to all that the Distribution Company viz. SOUTHERN POWER DISTRIBUTION COMPANY OF TELANGANA LIMITED (TGSPPCL) holding Distribution and Retail Supply License No. 13/2000, as on 23-12-2000, filed petition before the Telangana Electricity Regulatory Commission (TERC) for their Retail Supply business for approval of ARR for FY 2024-25 to FY 2028-29 & FPT and CSS for FY 2024-25 and Petitions along with delay condonation Interlocutory Applications. These filings have been taken on record by the Hon'ble Commission in OP No.16 of 2024 & I.A.No.15 of 2024.

1. Notice is hereby given to all that the Distribution Company viz. NORTHERN POWER DISTRIBUTION COMPANY OF TELANGANA LIMITED (TGNPDC) holding Distribution and Retail Supply License No.14/2000, as on 23-12-2000, filed petition before the Telangana Electricity Regulatory Commission (TERC) for their Retail Supply business for approval of ARR for FY 2024-25 to FY 2028-29 & FPT and CSS for FY 2024-25 and Petitions along with delay condonation Interlocutory Applications. These filings have been taken on record by the Hon'ble Commission in OP No.17 of 2024 & I.A.No.15 of 2024.

2. Copies of the filings referred are available in the office of the Chief Engineer(RAC), TGSPPCL, Corporate Office, 1st floor, 'A' block, Mint Compound, Hyderabad-500063 and the Superintending Engineer, Operation circles of the Distribution Company at Banarash, Hyderabad(South), Hyderabad(Central), Medchal, Cyberabad, Haseeguda, Secunderabad, Rajendranagar, Saroornagar, Vikarabad, Mahabubnagar, Gadwal, Nagarkurnool, Narayanpet, Wanaparthy, Medak, Siddipet, Sangareddy, Nalgonda, Yadadri and Suryapet. Interested persons may inspect: peruse the said filings and take note thereof during office hours at any of the said offices at free of cost. These proposals are also available on www.tgsppclpower.org in downloadable form and the same may be accessed at www.terc.telangana.gov.in. A copy of these filings can be obtained from the above offices from 20.09.2024 onwards on payment of charges for photo copying.

2. Copies of the filings referred are available in the office of the Chief Engineer (IPC & RAC), TGNPDC, H.No.2-5-31/2, Viduyt Bhavan, Nakkalagutta, Hanamakonda-506001 and the Superintending Engineer, Operation circles of the Distribution Company at Hanamakonda, Warangal, Mahabubabad, Jaya Shankar (Bhupalpally), Janglion,Karimnagar, Jagtial, Peddapally, Khammam, Badrachi Kothagudem, Nizamabad, Kamareddy, Adolab, Nirmal, Manoharlal and Komarambheem (Asifabad). Interested persons may inspect: peruse the said filings and take note thereof during office hours at any of the said offices at free of cost. These proposals are also available on www.tgnpdc.com in downloadable form and the same may be accessed at www.terc.telangana.gov.in. A copy of these filings can be obtained from the above offices from 20.09.2024 onwards on payment of charges for photocopying.

3. Objections/suggestions, if any, on the filings, together with supporting material may be sent to the Chief Engineer(RAC), TGSPPCL, Corporate Office, 1st floor, 'A' block, Mint Compound, Hyderabad-500063 in person or through Registered Post so as to reach on or before 11.10.2024 by 5 PM. A copy of the same must also be filed with the Commission Secretary, TERC, at the address mentioned above. The objections/suggestions should be duly signed and should carry full name, postal address, and email id and contact number of the person(s)/stake holders sending the objections/suggestions. If the objections/suggestions are filed on behalf of any organization or any category of consumers, it should be clearly mentioned. If the objector also wants to be heard in person it may also be specifically mentioned.

3. Objections/suggestions, if any, on the filings, together with supporting material may be sent to the Chief Engineer (IPC & RAC), TGNPDC, H.No.2-5-31/2, Viduyt Bhavan, Nakkalagutta, Hanamakonda-506001 in person or through Registered Post so as to reach on or before 11.10.2024 by 5 PM. A copy of the same must also be filed with the Commission Secretary, TERC, at the address mentioned above. The objections/suggestions should be duly signed and should carry full name, postal address, email id and contact number of the person(s)/stake holders sending the objections/suggestions. If the objections/suggestions are filed on behalf of any organization or any category of consumers, it should be clearly mentioned. If the objector also wants to be heard in person it may also be specifically mentioned.

4. The objections/suggestions should accompany the following statement:

4. The objections/suggestions should accompany the following statement:

5. The gist of the filings of the TGSPPCL for the Retail Supply business for approval of ARR for FY 2024-25 to FY 2028-29 & FPT and CSS for FY 2024-25 are indicated in Schedule-I, II & III as given below.

5. The gist of the filings of the TGNPDC for the Retail Supply business for approval of ARR for FY 2024-25 to FY 2028-29 & FPT and CSS for FY 2024-25 are indicated in Schedule-I, II & III as given below.

6. Further, in this matter the Telangana Electricity Regulatory Commission intends to conduct Public Hearing at Court Hall, TERC,Viduyt Nyantran Bhavan, G.T.S. Colony, Kalyan Nagar, Hyderabad on 23.10.2024 from 10:30 hrs onwards.

6. Further, in this matter the Telangana Electricity Regulatory Commission intends to conduct Public Hearing at Integrated District Office Complex (Collector office), Nizamabad on 24.10.2024 from 10:30 hrs onwards.

Place: Hyderabad
Date:20.09.2024

Place: Hanamakonda
Date:20.09.2024

Self- CHAIRMAN & MANAGING DIRECTOR
Southern Power Distribution Company of Telangana Limited

Self- CHAIRMAN & MANAGING DIRECTOR
Northern Power Distribution Company of Telangana Limited

SCHEDULE-I

Table with 5 columns: Expenditure Item, 2024-25, 2025-26, 2026-27, 2027-28, 2028-29. Rows include Power Purchase cost, Transmission Cost, PGCL& ULDC Cost, SLDC Charges, Distribution Cost, Interest on Consumer Security Deposit, and Aggregate Revenue Requirement.

Table with 5 columns: Expenditure Item, 2024-25, 2025-26, 2026-27, 2027-28, 2028-29. Rows include Power Purchase cost, Transmission Cost, PGCL& ULDC Cost, SLDC Charges, Distribution Cost, Interest on Consumer Security Deposit, and Aggregate Revenue Requirement.

SCHEDULE-II

Table with 10 columns: Consumer Category/Sub-Category, Unit, Proposed Tariff, Fixed/Demand Charge, Energy Charge, and various Tariff Schemes (I-VI). Rows include LT-4(A) Up to 100 units/month, LT-4(B) More than 100 & up to 200 units/month, LT-4(C) More than 200 units/month, LT-4(D) Non-Domestic/Commercial, LT-4(E) Up to 50 units/month, LT-4(F) Above 50 units/month, LT-4(G) Advertising Hoardings, LT-4(H) Haircutting Salons, LT-4(I) Industry, LT-4(J) Industrial Colonies.

Table with 10 columns: Consumer Category/Sub-Category, Unit, Proposed Tariff, Fixed/Demand Charge, Energy Charge, and various Tariff Schemes (I-VI). Rows include HT-1(A) Optional category with CMD upto 150 KVA, HT-1(B) Ferro Alloy Units, HT-1(C) Others, HT-1(D) Wholly Religious places, HT-1(E) Airports, Bus Stations and Railway Stations, HT-1(F) Irrigation & CPWS, HT-1(G) Lift Irrigation & Agriculture, HT-1(H) Railway Traction, HT-1(I) Temporary, HT-1(J) Townships & Residential Colonies, HT-1(K) Electric Vehicle Charging Station, HT-1(L) Temporary Supply.

SAVE ENERGY

R.O. No: 411/PCL-AGENCY/ADT/2024-25

Newspaper clippings appeared on 20.09.2024 in THE HINDU

Andhra Pradesh Digital Corporation Limited, Guntur Dist, AP (Government of AP Undertaking)
001/APDCLRFE-SMP Data - 02/2024 Dated: 19-09-2024
Notification of RFE for Empanelment
Sub: Empanelment of Social Media Platforms and Digital Advertising Agencies with APDC

कार्यपालक अभियंता का कार्यालय ग्रामीण विकास विशेष प्रमंडल, गिरिडीह

ई-अति-अल्पकालीन निविदा आमंत्रण पत्रमा
ई-अति-अल्पकालीन निविदा सूचना सं-3336042/REG/2024-25

Table with 7 columns: क्र.सं., कार्य का नाम, प्रस्तावित कीमत, प्रस्तावित कीमत का प्रतिशत, निर्माण का अनुमानित अवधि, कार्य करने की जगह, कार्य करने की तारीख.

झारखण्ड सरकार, ग्रामीण कार्य विभाग, कार्यपालक अभियंता का कार्यालय कर्माईस विस्डीन, जोड़ बास कोट एरिया, बोकारो

ई-अति-अल्पकालीन निविदा आमंत्रण पत्रमा
ई-अति-अल्पकालीन निविदा सूचना सं-31/R/2023-24/RWD/EE/BOKARO

Table with 6 columns: क्र.सं., कार्य का नाम, प्रस्तावित कीमत, प्रस्तावित कीमत का प्रतिशत, निर्माण का अनुमानित अवधि, कार्य करने की जगह, कार्य करने की तारीख.

कार्यपालक अभियंता का कार्यालय ग्रामीण कार्य विभाग, कार्य प्रमंडल, जयसोदरपुर
शुद्धि पत्र
एतद द्वारा सूचित किया जाता है कि ग्रामीण कार्य विभाग, कार्य प्रमंडल, जयसोदरपुर में ई-अति-अल्पकालीन निविदा सूचना - 09/2024-25/RWD/EE/JSR (Reg) सं 12/09/2024 का प्र. सं. 333607 (REG) 24-25/D द्वारा आमंत्रित निविदा में शुद्धिकरण का अनुरोध किया जा रहा है।

विशेष सूचना
1. निविदा सूचना सं. 3336042/REG/2024-25 का प्रकाशन 27.09.2024 को आरंभ 05:00 बजे होगा।

विशेष सूचना
1. निविदा सूचना सं. 31/R/2023-24/RWD/EE/BOKARO का प्रकाशन 27.09.2024 को आरंभ 05:00 बजे होगा।

BEFORE THE HONOURABLE TELANGANA ELECTRICITY REGULATORY COMMISSION
Viduyt Nyantran Bhavan, G.T.S. Colony, Kalyan Nagar, Hyderabad 500 045

Southern Power Distribution Company of Telangana Limited (TGSPDCL) PUBLIC NOTICE
1. Notice is hereby given to all that the Distribution Company viz. SOUTHERN POWER DISTRIBUTION COMPANY OF TELANGANA LIMITED (TGSPDCL) holding Distribution and Retail Supply License No. 13/2000...

Northern Power Distribution Company of Telangana Limited (TGNPDCL) PUBLIC NOTICE
1. Notice is hereby given to all that the Distribution Company viz. NORTHERN POWER DISTRIBUTION COMPANY OF TELANGANA LIMITED (TGNPDCL) holding Distribution and Retail Supply License No. 14/2000...

Table with multiple columns showing Aggregate Revenue Requirement (ARR) for TGSPDCL and SCHEDULE-II Filing of Proposed Tariff (FPT) for FY2024-25 of TGDISCOMS.

Table with multiple columns showing Aggregate Revenue Requirement (ARR) for TGNPDCL and SCHEDULE-III CROSS SUBSIDY SURCHARGE FOR FY 2024-25.

سیاسات
Siyasat Daily

ایسنا شہر
20 ستمبر 2024ء، 16:00 بجے

خبریں

مہمانوں کی آمد پر وزیر اعلیٰ نے کہا کہ یہ ایک تاریخی لمحہ ہے

حیدرآباد، 20 ستمبر (پریس نیوز)۔ وزیر اعلیٰ ن Chandrababu Naidu نے ایک وفد کے ساتھ ہندوستان کی تاریخ کی ایک تاریخی جگہ، حیدرآباد میں ایک وفد کی آمد پر وزیر اعلیٰ نے کہا کہ یہ ایک تاریخی لمحہ ہے۔ انھوں نے کہا کہ یہ ایک تاریخی لمحہ ہے۔ انھوں نے کہا کہ یہ ایک تاریخی لمحہ ہے۔

مہمانوں کی آمد پر وزیر اعلیٰ نے کہا کہ یہ ایک تاریخی لمحہ ہے

حیدرآباد، 20 ستمبر (پریس نیوز)۔ وزیر اعلیٰ ن Chandrababu Naidu نے ایک وفد کے ساتھ ہندوستان کی تاریخ کی ایک تاریخی جگہ، حیدرآباد میں ایک وفد کی آمد پر وزیر اعلیٰ نے کہا کہ یہ ایک تاریخی لمحہ ہے۔ انھوں نے کہا کہ یہ ایک تاریخی لمحہ ہے۔ انھوں نے کہا کہ یہ ایک تاریخی لمحہ ہے۔

مہمانوں کی آمد پر وزیر اعلیٰ نے کہا کہ یہ ایک تاریخی لمحہ ہے

حیدرآباد، 20 ستمبر (پریس نیوز)۔ وزیر اعلیٰ ن Chandrababu Naidu نے ایک وفد کے ساتھ ہندوستان کی تاریخ کی ایک تاریخی جگہ، حیدرآباد میں ایک وفد کی آمد پر وزیر اعلیٰ نے کہا کہ یہ ایک تاریخی لمحہ ہے۔ انھوں نے کہا کہ یہ ایک تاریخی لمحہ ہے۔ انھوں نے کہا کہ یہ ایک تاریخی لمحہ ہے۔

مہمانوں کی آمد پر وزیر اعلیٰ نے کہا کہ یہ ایک تاریخی لمحہ ہے

حیدرآباد، 20 ستمبر (پریس نیوز)۔ وزیر اعلیٰ ن Chandrababu Naidu نے ایک وفد کے ساتھ ہندوستان کی تاریخ کی ایک تاریخی جگہ، حیدرآباد میں ایک وفد کی آمد پر وزیر اعلیٰ نے کہا کہ یہ ایک تاریخی لمحہ ہے۔ انھوں نے کہا کہ یہ ایک تاریخی لمحہ ہے۔ انھوں نے کہا کہ یہ ایک تاریخی لمحہ ہے۔

BEFORE THE HONOURABLE TELANGANA ELECTRICITY REGULATORY COMMISSION
Vidyat Nyantran Bhavan, G.T.S. Colony, Kalyan Nagar, Hyderabad 500 045

SOUTHERN POWER DISTRIBUTION COMPANY OF TELANGANA LIMITED (TGSPDCL)

PUBLIC NOTICE

1. Notice is hereby given to all that the Distribution Company of Southern Power Distribution Company of Telangana Limited (TGSPDCL) has been approved by the Hon'ble Electricity Regulatory Commission of India (ERC) for the period of 5 years from 2023-24 to 2027-28. The Commission has approved the proposed Tariff Schedule for the period of 5 years from 2023-24 to 2027-28. The Commission has approved the proposed Tariff Schedule for the period of 5 years from 2023-24 to 2027-28. The Commission has approved the proposed Tariff Schedule for the period of 5 years from 2023-24 to 2027-28.

2. The Commission has approved the proposed Tariff Schedule for the period of 5 years from 2023-24 to 2027-28. The Commission has approved the proposed Tariff Schedule for the period of 5 years from 2023-24 to 2027-28. The Commission has approved the proposed Tariff Schedule for the period of 5 years from 2023-24 to 2027-28.

3. The Commission has approved the proposed Tariff Schedule for the period of 5 years from 2023-24 to 2027-28. The Commission has approved the proposed Tariff Schedule for the period of 5 years from 2023-24 to 2027-28. The Commission has approved the proposed Tariff Schedule for the period of 5 years from 2023-24 to 2027-28.

4. The Commission has approved the proposed Tariff Schedule for the period of 5 years from 2023-24 to 2027-28. The Commission has approved the proposed Tariff Schedule for the period of 5 years from 2023-24 to 2027-28. The Commission has approved the proposed Tariff Schedule for the period of 5 years from 2023-24 to 2027-28.

NORTHERN POWER DISTRIBUTION COMPANY OF TELANGANA LIMITED (TGNPDCL)

PUBLIC NOTICE

1. Notice is hereby given to all that the Distribution Company of Northern Power Distribution Company of Telangana Limited (TGNPDCL) has been approved by the Hon'ble Electricity Regulatory Commission of India (ERC) for the period of 5 years from 2023-24 to 2027-28. The Commission has approved the proposed Tariff Schedule for the period of 5 years from 2023-24 to 2027-28. The Commission has approved the proposed Tariff Schedule for the period of 5 years from 2023-24 to 2027-28.

2. The Commission has approved the proposed Tariff Schedule for the period of 5 years from 2023-24 to 2027-28. The Commission has approved the proposed Tariff Schedule for the period of 5 years from 2023-24 to 2027-28. The Commission has approved the proposed Tariff Schedule for the period of 5 years from 2023-24 to 2027-28.

3. The Commission has approved the proposed Tariff Schedule for the period of 5 years from 2023-24 to 2027-28. The Commission has approved the proposed Tariff Schedule for the period of 5 years from 2023-24 to 2027-28. The Commission has approved the proposed Tariff Schedule for the period of 5 years from 2023-24 to 2027-28.

4. The Commission has approved the proposed Tariff Schedule for the period of 5 years from 2023-24 to 2027-28. The Commission has approved the proposed Tariff Schedule for the period of 5 years from 2023-24 to 2027-28. The Commission has approved the proposed Tariff Schedule for the period of 5 years from 2023-24 to 2027-28.

Expenditure Item	Approximate Revenue Requirement (ARR) for TGSPDCL				Agree No. (Rs. Crores)
	2023-24	2024-25	2025-26	2026-27	
Power Purchase cost	21,000	27,821	49,029	66,180	66,180
Transmission Cost	2,895	2,878	3,146	3,024	3,024
DISC & SDC Cost	1,828	1,765	1,765	1,828	1,828
SEC Charges	88	88	79	88	88
Distribution Cost	5,843	6,535	8,415	9,750	9,750
Interest on Consumer Security Deposit	324	333	343	354	354
Approximate Revenue Requirement	42,788	49,879	64,892	81,796	81,796

Expenditure Item	Approximate Revenue Requirement (ARR) for TGNPDCL				Agree No. (Rs. Crores)
	2023-24	2024-25	2025-26	2026-27	
Power Purchase cost	15,875	14,860	14,091	13,825	13,825
Transmission Cost	873	873	913	913	913
DISC & SDC Cost	873	712	747	788	788
SEC Charges	25	25	25	25	25
Distribution Cost	3,714	4,467	6,272	6,822	6,822
Interest on Consumer Security Deposit	88	93	148	148	148
Approximate Revenue Requirement	17,600	24,290	28,199	31,963	31,963

SCHEDULE 1

Consumer Category	Tariff Type	Proposed Tariff		Price of Power (Rs./kWh)	Price of Power (Rs./kWh)
		2023-24	2024-25		
Domestic (General)	Domestic (General)	1.20	1.20	1.20	1.20
	Domestic (General)	1.20	1.20	1.20	1.20
Commercial (General)	Commercial (General)	2.50	2.50	2.50	2.50
	Commercial (General)	2.50	2.50	2.50	2.50
Industrial (General)	Industrial (General)	4.50	4.50	4.50	4.50
	Industrial (General)	4.50	4.50	4.50	4.50

SCHEDULE 2

Consumer Category	Tariff Type	Proposed Tariff		Price of Power (Rs./kWh)	Price of Power (Rs./kWh)
		2023-24	2024-25		
Domestic (General)	Domestic (General)	1.20	1.20	1.20	1.20
	Domestic (General)	1.20	1.20	1.20	1.20
Commercial (General)	Commercial (General)	2.50	2.50	2.50	2.50
	Commercial (General)	2.50	2.50	2.50	2.50
Industrial (General)	Industrial (General)	4.50	4.50	4.50	4.50
	Industrial (General)	4.50	4.50	4.50	4.50

News Paper Clipping for Corrigendum

THE HINDU

**BEFORE THE HONOURABLE
TELANGANA ELECTRICITY REGULATORY COMMISSION**
Vidyalaya Nagar, Shilpa Nagar, G.T.S. Colony, Kalyan Nagar, Hyderabad-500 045.

SOUTHERN POWER DISTRIBUTION COMPANY OF TELANGANA LIMITED (TGSPOCL) **NVD** **NORTHERN POWER DISTRIBUTION COMPANY OF TELANGANA LIMITED (TGNPOCL)**

PUBLIC NOTICE

Notice is hereby given, that Commission Secretary, TGERPC directed the licensees to publish the corrigendum to the public notice dated 20.09.2024 immediately to the schedules I & II of Aggregate Revenue Requirement (ARR) & Wheeling Tariff proposals of Distribution Business for 5th Control Period i.e., FY2024-25 to FY2028-29, as O.P. No.12 of 2024 (TGSPOCL) & O.P. No.13 of 2024 (TGNPOCL) as per MYT Regulation No.2 of 2023. The Revised Schedules I & II are published below.

SCHEDULE - I
Aggregate Revenue Requirement (ARR) for FY 2024-25 to FY 2028-29 of
Distribution Business for TGSPOCL
(Figures in Rs. Crores)

Sl.No.	Particulars	2024-25	2025-26	2026-27	2027-28	2028-29
1	Operation & Maintenance Expenses	3521	3752	4172	5545	5542
2	Depreciation	679	558	1375	1713	2079
3	Interest and finance charges on Loan	481	839	879	1445	1413
4	Interest on working capital	122	138	125	251	259
5	Return on Equity	238	361	327	724	937
	Total Gross ARR (A)	5240	5613	7723	9938	10297
6	Income from Open Access charges	1	1	1	1	1
7	Non-Tariff Income	138	141	144	147	150
8	Income from Other Business	0	0	0	0	0
	Net Distribution ARR (B) = (A)-(6+7+8)	5100	5471	7578	9786	10095

SCHEDULE - I
Aggregate Revenue Requirement (ARR) for FY 2024-25 to FY 2028-29 of
Distribution Business for TGNPOCL
(Figures in Rs. Crores)

Sl.No.	Particulars	2024-25	2025-26	2026-27	2027-28	2028-29
1	Operation & Maintenance Expenses	2627	2823	3026	3797	4075
2	Depreciation	357	482	581	715	860
3	Interest and finance charges on Loan	329	408	368	617	723
4	Interest on working capital	78	87	109	127	135
5	Return on Equity	85	142	200	270	342
	Total Gross ARR (A)	3587	3919	4821	5511	6133
6	Income from Open Access charges	9	7	9	11	13
7	Non-Tariff Income	172	175	179	182	186
8	Income from Other Business	0	0	0	0	0
	Net Distribution ARR (B) = (A)-(6+7+8)	3328	3737	4733	5398	5835

SCHEDULE - II
Wheeling Tariffs and Wheeling Losses for FY 2024-25 to FY 2028-29

Sl.No.	Particulars	2024-25	2025-26	2026-27	2027-28	2028-29
Wheeling Losses						
1	Wheeling Losses of TGSPOCL (Aggregate)	11.49	11.39	11.30	11.21	11.12
2	Wheeling Losses of TGNPOCL (Aggregate)	11.01	10.91	10.82	10.73	10.64
Wheeling Charges						
1	Wheeling charges of TGSPOCL (Aggregate) (Rs./KVA/Month)	387	428	517	561	602
2	Wheeling Charges of TGNPOCL (Aggregate) (Rs./KVA/Month)	732	792	969	1049	1128

Sd/-
CHAIRMAN & MANAGING DIRECTOR
Southern Power Distribution Company of Telangana Limited
Place: Hyderabad
Dated: 26.09.2024

Sd/-
CHAIRMAN & MANAGING DIRECTOR
Northern Power Distribution Company of Telangana Limited
Place: Hanamantguda
Dated: 26.09.2024

SIASAT

BEFORE THE HONOURABLE
TELANGANA ELECTRICITY REGULATORY COMMISSION
Vidyalay Nayanrajan Bhawan, G. T.S. Colony, Kalyan Nagar, Hyderabad- 500 045

SOUTHERN POWER DISTRIBUTION COMPANY OF TELANGANA LIMITED (TGSPOCL)

NORTHERN POWER DISTRIBUTION COMPANY OF TELANGANA LIMITED (TGNPDCL)

PUBLIC NOTICE

Notice is hereby given, that Commission Secretary, TGERC directed the licensee to publish the corrigendum to the public notice dated 20.09.2024 immediately to the schedules I & II of Aggregate Revenue Requirement (ARR) & Wheeling Tariff proposals of Distribution Business for 5th Control Period i.e. FY2024-25 to FY2026-26, in O.P. No.12 of 2024 (TGSPOCL) & O.P. No.13 of 2024 (TGNPDCL) as per MYT Regulation No.2 of 2003. The Revised Schedules -I & II are published below:

SCHEDULE - I
Aggregate Revenue Requirement (ARR) for FY 2024-25 to FY 2026-26 of Distribution Business for TGSPOCL

Sl.No.	Particulars	2024-25	2025-26	2026-27	2027-28	2028-29
1	Operation & Maintenance Expenses	2627	2785	4773	5145	5542
2	Depreciation	679	1346	1273	1712	2079
3	Interest and Service charges on Loan	481	639	675	1145	1418
4	Interest on working capital	172	138	175	203	229
5	Return on Equity	728	761	527	724	927
6	Total Gross ARR (A)	5248	6670	7723	8929	10297
7	Income from Open Access charges	8	7	9	11	12
8	Non-Tariff income	138	141	144	147	150
9	Income from Other Business	0	0	0	0	0
Net Distribution ARR (B) = (A)-(7+8+9)		5199	5875	7579	8789	10056

SCHEDULE - I
Aggregate Revenue Requirement (ARR) for FY 2024-25 to FY 2026-26 of Distribution Business for TGNPDCL

Sl.No.	Particulars	2024-25	2025-26	2026-27	2027-28	2028-29
1	Operation & Maintenance Expenses	2627	2823	3576	3791	4023
2	Depreciation	387	462	591	711	860
3	Interest and Service charges on Loan	325	469	505	617	721
4	Interest on working capital	73	87	109	121	135
5	Return on Equity	95	142	200	270	342
6	Total Gross ARR (A)	3507	3987	4921	5511	6323
7	Income from Open Access charges	8	7	9	11	12
8	Non-Tariff income	172	175	179	182	186
9	Income from Other Business	0	0	0	0	0
Net Distribution ARR (B) = (A)-(7+8+9)		3329	3727	4723	5318	5935

SCHEDULE - II
Wheeling Tariffs and Wheeling Losses for FY 2024-25 to FY 2026-26

Sl.No.	Particulars	2024-25	2025-26	2026-27	2027-28	2028-29
Wheeling Losses						
1	Wheeling Losses of TGSPOCL (Aggregate)	11.49	11.39	11.30	11.21	11.12
2	Wheeling Losses of TGNPDCL (Aggregate)	11.01	10.95	10.82	10.73	10.64
Wheeling Charges						
1	Wheeling charges of TGSPOCL (Aggregate) (Rs./KVA-Month)	397	428	517	561	602
2	Wheeling Charges of TGNPDCL (Aggregate) (Rs./KVA-Month)	732	793	968	1049	1128

Sd/-
CHAIRMAN & MANAGING DIRECTOR
Southern Power Distribution Company of Telangana Limited
Place: Hyderabad
Date: 20.09.2024

Sd/-
CHAIRMAN & MANAGING DIRECTOR
Northern Power Distribution Company of Telangana Limited
Place: Hanamankonda
Date: 20.09.2024

R.O.No.441-PPCL-AGENCY/ADV/1/2024-25

DECCAN CHRONICLE

BEFORE THE HONOURABLE
TELANGANA ELECTRICITY REGULATORY COMMISSION
Vidyalay Nayanrajan Bhawan, G. T.S. Colony, Kalyan Nagar, Hyderabad- 500 045

SOUTHERN POWER DISTRIBUTION COMPANY OF TELANGANA LIMITED (TGSPOCL)

NORTHERN POWER DISTRIBUTION COMPANY OF TELANGANA LIMITED (TGNPDCL)

PUBLIC NOTICE

Notice is hereby given, that Commission Secretary, TGERC directed the licensee to publish the corrigendum to the public notice dated 20.09.2024 immediately to the schedules I & II of Aggregate Revenue Requirement (ARR) & Wheeling Tariff proposals of Distribution Business for 5th Control Period i.e. FY2024-25 to FY2026-26, in O.P. No.12 of 2024 (TGSPOCL) & O.P. No.13 of 2024 (TGNPDCL) as per MYT Regulation No.2 of 2003. The Revised Schedules -I & II are published below:

SCHEDULE - I
Aggregate Revenue Requirement (ARR) for FY 2024-25 to FY 2026-26 of Distribution Business for TGSPOCL

Sl.No.	Particulars	2024-25	2025-26	2026-27	2027-28	2028-29
1	Operation & Maintenance Expenses	2627	2785	4773	5145	5542
2	Depreciation	679	1346	1273	1712	2079
3	Interest and Service charges on Loan	481	639	675	1145	1418
4	Interest on working capital	172	138	175	203	229
5	Return on Equity	728	761	527	724	927
6	Total Gross ARR (A)	5249	6617	7723	8929	10297
7	Income from Open Access charges	8	7	9	11	12
8	Non-Tariff income	138	141	144	147	150
9	Income from Other Business	0	0	0	0	0
Net Distribution ARR (B) = (A)-(7+8+9)		5199	5875	7579	8789	10056

SCHEDULE - I
Aggregate Revenue Requirement (ARR) for FY 2024-25 to FY 2026-26 of Distribution Business for TGNPDCL

Sl.No.	Particulars	2024-25	2025-26	2026-27	2027-28	2028-29
1	Operation & Maintenance Expenses	2627	2823	3576	3791	4023
2	Depreciation	387	462	591	711	860
3	Interest and Service charges on Loan	325	469	505	617	721
4	Interest on working capital	73	87	109	121	135
5	Return on Equity	95	142	200	270	342
6	Total Gross ARR (A)	3507	3987	4921	5511	6323
7	Income from Open Access charges	8	7	9	11	12
8	Non-Tariff income	172	175	179	182	186
9	Income from Other Business	0	0	0	0	0
Net Distribution ARR (B) = (A)-(7+8+9)		3329	3727	4723	5318	5935

SCHEDULE - II
Wheeling Tariffs and Wheeling Losses for FY 2024-25 to FY 2026-26

Sl.No.	Particulars	2024-25	2025-26	2026-27	2027-28	2028-29
Wheeling Losses						
1	Wheeling Losses of TGSPOCL (Aggregate)	11.49	11.39	11.30	11.21	11.12
2	Wheeling Losses of TGNPDCL (Aggregate)	11.01	10.95	10.82	10.73	10.64
Wheeling Charges						
1	Wheeling charges of TGSPOCL (Aggregate) (Rs./KVA-Month)	397	428	517	561	602
2	Wheeling Charges of TGNPDCL (Aggregate) (Rs./KVA-Month)	732	793	968	1049	1128

Sd/-
CHAIRMAN & MANAGING DIRECTOR
Southern Power Distribution Company of Telangana Limited
Place: Hyderabad
Date: 20.09.2024

Sd/-
CHAIRMAN & MANAGING DIRECTOR
Northern Power Distribution Company of Telangana Limited
Place: Hanamankonda
Date: 20.09.2024

R.O.No.441-PPCL-AGENCY/ADV/1/2024-25

**గౌరవనీయులైన తెలంగాణ విద్యుత్ నియంత్రణ మండల వారి సమక్షంలో
విద్యుత్ నియంత్రణ భవన్, G.T.S కాంటి, కళ్యాణ నగర్, హైదరాబాద్ - 500 045**


దక్షిణ తెలంగాణ విద్యుత్ పంపిణీ సంస్థ (TGSPOCL)

ఉత్తర తెలంగాణ విద్యుత్ పంపిణీ సంస్థ (TGNPDCL)

అవగాహన కుறிతము
 పంపిణీ వ్యాపారుల యొక్క వారేండ్ల మర్యాద నిధికి భారత్ ప్రభుత్వం O.P. నెం.12/2024 మరియు 13/2024 ప్రకటనలనుబట్టి మరియు తీసుకువచ్చినట్టి యొక్క అనుబంధం - I మరియు II లకు నిబంధి 20.09.2024 లాభి పక్షే నోటిఫికేషన్లను ప్రచురించడానికి కమిషన్ ఇతర, TGERC క్రియాశీలకాలకు అనుబంధమైనది. తదనుగుణంగా 3వ నియంత్రణ కాలానికి ఆయా , FY 2024-25 మరియు FY 2028-29 వరకు, 2023 MYT నిర్ణయనం No.2 ప్రకారం సవరించిన అనుబంధం-I మరియు IIకు క్రింద ప్రచురించబడ్డాయి.

అనుబంధం - I
తీసుకువచ్చినట్టి యొక్క అర్ధ సం 2024 - 25 మరియు అర్ధ సం 2028 - 29 వరకు సమగ్ర ఆయా అంశములు (పాల్ వోల్ట్)

అర్థ సంవత్సరం	2024-25	2025-26	2026-27	2027-28	2028-29
అనుబంధం-I					
ఓ. & సి సెల్ ఛార్జీలు	3521	3795	4773	5145	5542
తరఫుదారు	878	1065	1373	1712	2079
అర్థ సం వద్ద మర్యాద అర్ధ వార్షిక	483	639	875	1145	1419
నిర్వహణ మూలకం ప్ర వద్ద	122	138	175	201	229
ఇతర వ్యయాలకు	238	361	527	724	937
మూల సమగ్ర ఆయా అంశము	5240	6017	7723	8928	10207
అనుబంధం (-)					
ఓ. & సి సెల్ ఛార్జీలనుండి ఆయాము	1	1	1	1	1
భారత్ వంద ఆయాము	138	141	144	147	150
సవరించిన ఆయా అంశము	3100	3875	7578	8780	10056

తీసుకువచ్చినట్టి యొక్క అర్ధ సం 2024-25 మరియు అర్ధ సం 2028-29 వరకు సమగ్ర ఆయా అంశములు (పాల్ వోల్ట్)

అర్థ సంవత్సరం	2024-25	2025-26	2026-27	2027-28	2028-29
అనుబంధం-II					
ఓ. & సి సెల్ ఛార్జీలు	2,627	2,823	3,526	3,791	4,075
తరఫుదారు	387	462	581	711	860
అర్థ సం వద్ద మర్యాద అర్ధ వార్షిక	320	405	505	637	721
నిర్వహణ మూలకం ప్ర వద్ద	78	87	109	121	138
ఇతర వ్యయాలకు	95	142	200	270	342
మూల సమగ్ర ఆయా అంశము	3,507	3,919	4,921	5,511	6,136
అనుబంధం (-)					
ఓ. & సి సెల్ ఛార్జీలనుండి ఆయాము	8	7	9	11	12
భారత్ వంద ఆయాము	172	175	179	182	185
సవరించిన ఆయా అంశము	3,329	3,737	4,733	5,318	5,935

అర్ధ సం 2024-25 మరియు అర్ధ సం 2028-29 వరకు ప్రకటించబడిన నిధికి భారత్ మర్యాద మంపిణీ నిర్ణయనం

వర్గములు	2024-25	2025-26	2026-27	2027-28	2028-29
అనుబంధం-III					
A. సమగ్ర నిధికి ఛార్జీలు (పా. / కె.వి.పి/డిపి)	397	428	517	561	602
నిధికి ఛార్జీలు (తీసుకువచ్చినట్టి)	732	793	968	1049	1128
B. సమగ్ర నిధికి నిష్పాద శాతములు (%)					
తీసుకువచ్చినట్టి	11.49%	11.39%	11.30%	11.21%	11.12%
తీసుకువచ్చినట్టి	11.01%	10.91%	10.82%	10.73%	10.64%

పా. / కె.వి.పి/డిపి:- ప్రధానమంపిణీ ప్రకటన తీసుకువచ్చినట్టి, హైదరాబాద్ డి: 26.09.2024
 పా. / కె.వి.పి/డిపి:- ప్రధానమంపిణీ ప్రకటన తీసుకువచ్చినట్టి, హైదరాబాద్ డి: 26.09.2024

DIPR R.O.No. 4591-PP/CL/ADVT/1/2024-25, Dt. 25-09-2024

తీసాదు

**గౌరవనీయులైన తెలంగాణ విద్యుత్ నియంత్రణ మండల వారి సమక్షంలో
విద్యుత్ నియంత్రణ భవన్, G.T.S కాంటి, కళ్యాణ నగర్, హైదరాబాద్ - 500 045**


దక్షిణ తెలంగాణ విద్యుత్ పంపిణీ సంస్థ (TGSPOCL)

ఉత్తర తెలంగాణ విద్యుత్ పంపిణీ సంస్థ (TGNPDCL)

అవగాహన కుఱితము
 పంపిణీ వ్యాపారుల యొక్క వారేండ్ల మర్యాద నిధికి భారత్ ప్రభుత్వం O.P. నెం.12/2024 మరియు 13/2024 ప్రకటనలనుబట్టి మరియు తీసుకువచ్చినట్టి యొక్క అనుబంధం - I మరియు II లకు నిబంధి 20.09.2024 లాభి పక్షే నోటిఫికేషన్లను ప్రచురించడానికి కమిషన్ ఇతర, TGERC క్రియాశీలకాలకు అనుబంధమైనది. తదనుగుణంగా 3వ నియంత్రణ కాలానికి ఆయా , FY 2024-25 మరియు FY 2028-29 వరకు, 2023 MYT నిర్ణయనం No.2 ప్రకారం సవరించిన అనుబంధం-I మరియు IIకు క్రింద ప్రచురించబడ్డాయి.

అనుబంధం - I
తీసుకువచ్చినట్టి యొక్క అర్ధ సం 2024 - 25 మరియు అర్ధ సం 2028 - 29 వరకు సమగ్ర ఆయా అంశములు (పాల్ వోల్ట్)

అర్థ సంవత్సరం	2024-25	2025-26	2026-27	2027-28	2028-29
అనుబంధం-I					
ఓ. & సి సెల్ ఛార్జీలు	3521	3795	4773	5145	5542
తరఫుదారు	878	1065	1373	1712	2079
అర్థ సం వద్ద మర్యాద అర్ధ వార్షిక	483	639	875	1145	1419
నిర్వహణ మూలకం ప్ర వద్ద	122	138	175	201	229
ఇతర వ్యయాలకు	238	361	527	724	937
మూల సమగ్ర ఆయా అంశము	5240	6017	7723	8928	10207
అనుబంధం (-)					
ఓ. & సి సెల్ ఛార్జీలనుండి ఆయాము	1	1	1	1	1
భారత్ వంద ఆయాము	138	141	144	147	150
సవరించిన ఆయా అంశము	3100	3875	7578	8780	10056

తీసుకువచ్చినట్టి యొక్క అర్ధ సం 2024-25 మరియు అర్ధ సం 2028-29 వరకు సమగ్ర ఆయా అంశములు (పాల్ వోల్ట్)

అర్థ సంవత్సరం	2024-25	2025-26	2026-27	2027-28	2028-29
అనుబంధం-II					
ఓ. & సి సెల్ ఛార్జీలు	2,627	2,823	3,526	3,791	4,075
తరఫుదారు	387	462	581	711	860
అర్థ సం వద్ద మర్యాద అర్ధ వార్షిక	320	405	505	637	721
నిర్వహణ మూలకం ప్ర వద్ద	78	87	109	121	138
ఇతర వ్యయాలకు	95	142	200	270	342
మూల సమగ్ర ఆయా అంశము	3,507	3,919	4,921	5,511	6,136
అనుబంధం (-)					
ఓ. & సి సెల్ ఛార్జీలనుండి ఆయాము	8	7	9	11	12
భారత్ వంద ఆయాము	172	175	179	182	185
సవరించిన ఆయా అంశము	3,329	3,737	4,733	5,318	5,935

అర్ధ సం 2024-25 మరియు అర్ధ సం 2028-29 వరకు ప్రకటించబడిన నిధికి భారత్ మర్యాద మంపిణీ నిర్ణయనం

వర్గములు	2024-25	2025-26	2026-27	2027-28	2028-29
అనుబంధం-III					
A. సమగ్ర నిధికి ఛార్జీలు (పా. / కె.వి.పి/డిపి)	397	428	517	561	602
నిధికి ఛార్జీలు (తీసుకువచ్చినట్టి)	732	793	968	1049	1128
B. సమగ్ర నిధికి నిష్పాద శాతములు (%)					
తీసుకువచ్చినట్టి	11.49%	11.39%	11.30%	11.21%	11.12%
తీసుకువచ్చినట్టి	11.01%	10.91%	10.82%	10.73%	10.64%

పా. / కె.వి.పి/డిపి:- ప్రధానమంపిణీ ప్రకటన తీసుకువచ్చినట్టి, హైదరాబాద్ డి: 26.09.2024
 పా. / కె.వి.పి/డిపి:- ప్రధానమంపిణీ ప్రకటన తీసుకువచ్చినట్టి, హైదరాబాద్ డి: 26.09.2024

DIPR R.O.No. 4591-PP/CL/ADVT/1/2024-25, Dt. 25-09-2024

Annexure-II

List of Stakeholders who attended the Public Hearing held on 23.10.2024

Sl. No.	Name and Address of the stakeholders
1	Sri. M. Venugopala Rao, Senior Journalist & Convener, Centre for Power Studies H.No.1-100/MP/101, Monarch Prestige, Journalists, Colony, Serilingampally Mandal, Hyderabad - 500 032
2	Sri. Suresh Kumar Singhal, The Federation of Telangana Chambers of Commerce and Industry (FTCCI), Federation House, Federation Marg, 11-6-841, Red Hills, Hyderabad 500004.
3	Sri. Narendra Baldwa, Telangana and Andhra Plastics Manufacturers Association (TAAPMA), 914, 9th Floor, Raghava Ratna Towers, Chirag Ali Lane, Abids, Hyderabad-500001.
4	Sri. Vinod Kumar Agarwal Telangana Iron & Steel Manufacturers Association (TISMA) Regd. Office: Flat No. 101, 1st Floor, Satya Sarovar Apt, Ghansi Bazar, Near High Court, Hyderabad-500002.
5	Sri. R K Agarwal Telangana Spinning & Textile Mills Association (TSTMA) Surya Towers, 1st Floor, Sardar Patel Road, Secunderabad 500 003.
7	Y. CHANDRA SHEKAR RAO M.COM, LL.B., ADVOCATE, 31- SLN Colony, Hyd.Raod, Nalgonda-508001
9	K. THOURYA Chief Electrical Distrubution Engineer South Central Railway, Secunderabad
11	P. Ravi Kumar, Director Technical/ Transmission HYDERABAD METROPOLITAN WATER SUPPLY & SEWERAGE BOARD, Administartive Building, Khairatabad, Hyderabad-500004.
12	Vijay Rathod (Chief Project and Engineering Offlcer), GMR Hyderabad international Airport Limited Rajiv Gandhi International Airport Limited
14	M. Thimma Reddy Convenor Peoples Monitoring Group on Electricity Regulation H. No. 3-4-107/1, (Plot No. 39), Radha Krishna Nagar, Attapur, Hyderabad 500048
15	Shashi Bhushan Kache State Co-Ordinator, Kisan Congress, #8-55, Nadiveedi, Manthani-505184, Dist: Peddapalli
20	C.V. Bhaskar Rao, 8/302, Kalyani Block, LB Nagar, Mansoorabad, Hyderabad Bhagya Nagar, Ranga Reddy.
21	D. Ramu, Nallakunta, Hyderabad
23	G. Vinod Kumar H.No. 16-3-V/361, Plot No. 361, Vasant Nagar, Kukat Pally, Hyderabad.
25	Gundlu Chandrayya, V: Nandi Vaddemanu, Kijena Palle, Nagar Kurnool.
27	K. Jasyantha Reddy, 11-1-78/2, Bharath Nagar, Siddipet

Sl. No.	Name and Address of the stakeholders
29	Madulaganti Sridhar Reddy, 504, 2-1-174, Rajputh Residency, Nallakunta, Hyderabad
37	SSR Shastri Senior Journalist, Plot No. 21/1, Ajamabad, RTC Kalynamandapam, Baghlingampally, Hyderabad. -500020
38	Mahalakshmi Profiles Pvt Ltd Reg office: MPL House, 13-6-439/1/A/111/10&11, Balaji Nagar, Pillar No. 75, Mehdipatnam Ring Road, Hyderabad.
39	MPL Steel Industries Pvt Ltd Reg office: MPL House, 13-6-439/1/A/111/10&11, Balaji Nagar, Pillar No. 75, Mehdipatnam Ring Road, Hyderabad.
48	P.Ananth Reddy S/o Gopal Reddy, Narayanpet Mdl & Vill & Dist, Telangana
66	Anjaiah S/o Pentappa & Akula Venkatappa S/o Thimmanna Narayanpet Dist
73	PRAYAS Energy group, pune
76	All India Yadav Sabha
77	Telangana Solar Open Access Developers Association #8-3-224/4/A,Pt no.11&12, sy no.01, room no.412,madhura nagar, yousufguda, Hyderabad-500038
81	Sarvotham Care
82	Swami
83	Sri Kiran Kumar Vempati
84	Sri Shashidar Reddy
85	Sri CH Upendra Advocate
86	Sri G Sathya Narayan Reddy
87	Sri K Chandraiah Goud
88	Sri Burgula Krishnaiah
89	Sri Rakesh S/o Shikhava Steel Pvt Ltd
90	Sri S Madhusudhana Reddy
91	Sri Anil Reddy Vennam
92	Sri Chanmeet Singh AGI Greentec
93	Balachandar
94	Sri K Chinnaiah
95	Sri S Midaareddy BKS Dist. Rangareddy
96	Sri D Ramanareddy BKS
97	Sri Chakrapani
98	Sri G Chandraiah
99	Sri T Penta Reddy
100	Sri B Venkat Reddy
101	Sri P Krishna Nagarkurnool
102	Sri D Tharun Kumar
103	Sri M Sivakumar Chevella Gundala
104	Sri K Naveen Ushodaya Enterprises Pvt Ltd.

Sl. No.	Name and Address of the stakeholders
105	Sri Bandi Venkat Reddy Kollapur
106	Sri Mallesh
107	Sri Katam Ailesh Kumar

List of Stakeholders who attended the Public Hearing held on 24.10.2024

Sl. No.	Name and Address of the stakeholders
1	Bommineni Ravinder Reddy, President, Telangana cotton Miller's & Traders Welfare Association, #8-2-293/82/L/158/A, 3rd floor, Near andhra bank, MLA Colony, Banjara Hills, Hyderabad, Telanaga-500034
2	Shashi Bhushan Kache State Co-Ordinator, Kisan Congress, #8-55, Nadiveedi, Manthani-505184, Dist: Peddapalli
3	Lakshmi Kumar V, Senior Manager-Energy, ITC Limited, Paperboards & Speciality Paper Division, Badrachalam House, 106, Sardar Patel Road, Secunderabad, 500003
4	Amber Anand Rao, BrahmanPally, Tadvai, Kamareddy
5	C.V. Bhaskar Rao, 8/302, Kalyani Block, LB Nagar, Mansoorabad, HyderabadBhagya Nagar, Ranga Reddy.
6	D. Ramu, Nallakunta, Hyderabad
7	Komireddy Anjanna Pedda, Lingapur, Kamareddy,
8	Komireddy Chinna Anjanna , Lingapur, Kamareddy,
9	Kondela Sarareddy (Baratiya Kisan Sangh) H.No. 11-1-1815, Maruti Nagar, Nizamabad.
10	Lonka Venkat Reddy M: Kupriyal, Sadasiv Nagar, Kamareddy
11	Madulaganti Sridhar Reddy, 504, 2-1-174, Rajputh Residency, Nallakunta, Hyderabad
12	P. Vittal ReddyV: Chandapur, M: Tadvai, D: Kamareddy
13	Paidi Yellareddy V: Devayya palli, M: Tadvai, D: Kamareddy
14	Vittal Reddy, V: Errapahad, M: Tadvai, D: kamareddy
15	M/s. K.K. Protiens Pvt Ltd. Survey No. 90 & 103, Village: Ponnari, Mandal: Tamsi,Adilabad-504001
16	Sai Venkat Agro Industries Pvt Ltd Mulkalla, Mancherial
17	D. Devayya Baratiya Kisan Sangh
18	Bharat Rashtra Samithi office: Telangana Bhavan, Road No.10, Banjara Hills, Hyderabad

Sl. No.	Name and Address of the stakeholders
Additional Objections received on Public Hearing	
19	J Praneeth Rao Telangana Small Scale Granite Industries Association
20	Sri Krishna Santosh Telangana Cotton Welfare Association
21	Sri Vemula Prashanth Reddy MLA Velpoor
22	Sri G Nageshwar P
23	Sri D C Sailoo S/o Sayanna
24	Sri Dodla Shekhar Nizamabad BP36 Contact Labour
25	Sri Sarsani Bhumareddy CGRF Member, CGRF-II
26	Sri Srinivas
27	Sri Bajireddy Govardhan
28	Sri V Gangadhar Goud Ex-MLC
29	Sri P Pranay Kumar Organising Secretary Reice Millers Association Nizamabad
30	Sri J Shiva
31	Sri Vemula Vikram Reddy
32	Sri Kompelly Srinivas Reddy
33	Sri S Sai Reddy BKS
34	Sri Boosa Rajanna All India Yadav Sabha
35	Sri D Narayan Reddy
36	Sri Devaraseetu Sailoo
37	Sri Boreddy Bairava Reddy

Annexure-III

TGSPDCL- Category-wise and Month-wise Sales for FY 2024-25 – Approved (MUs)

Category		Apr-24	May-24	Jun-24	Jul-24	Aug-24	Sep-24	Oct-24	Nov-24	Dec-24	Jan-25	Feb-25	Mar-25	Total
LT Category		2969.88	2354.03	2004.42	2123.99	2386.28	2385.69	2046.50	1864.62	2175.11	2635.50	2664.32	3280.52	28890.85
LT I (A&B)	Domestic	1254.21	1263.15	1012.01	922.93	994.77	925.83	919.64	851.88	755.65	852.81	807.77	1107.70	11668.37
LT II (A, B & C)	Non-Domestic/Commercial	373.77	371.41	330.42	314.53	330.69	332.12	319.90	302.71	279.14	305.58	305.08	377.16	3942.50
LT -III	Industrial	90.49	95.45	89.04	88.04	87.53	80.21	81.82	84.14	93.24	90.59	83.37	92.94	1056.85
LT -IV	Cottage Industries	0.79	0.85	0.77	0.76	0.76	0.76	0.80	0.76	0.80	0.83	0.75	0.86	9.49
LT -V	Agricultural	1183.58	559.79	512.87	736.57	907.41	984.97	661.55	560.43	982.89	1319.95	1404.58	1629.73	11444.33
LT -VI	Street Lighting & PWS	45.20	43.34	39.93	40.51	42.06	40.34	43.33	44.48	44.18	45.05	41.69	45.68	515.79
LT -VII	General Purpose	9.14	7.20	7.37	8.75	9.47	8.72	7.44	8.59	7.65	7.83	8.63	11.02	101.81
LT -VIII	Temporary Supply	12.30	12.38	11.58	11.45	13.11	12.58	11.81	11.36	11.30	12.52	12.16	15.05	147.60
LT -IX	EV Charging Stations	0.39	0.45	0.42	0.45	0.48	0.16	0.22	0.26	0.26	0.34	0.30	0.38	4.11
HT Category at 11 kV		668.96	678.86	643.80	635.87	648.86	630.10	613.13	600.67	607.04	596.82	607.94	668.44	7600.50
HT-I	Industry	383.49	391.41	378.78	381.64	382.42	371.32	366.94	372.17	391.82	380.78	375.41	391.58	4567.77
HT-I(B)	Ferro Alloys	0.00	0.00	0.00	0.00	0.00	0.00	0.00	0.07	0.10	0.04	0.01	0.00	0.23
HT-II(A)	Others (Commercial)	221.66	224.03	207.72	198.47	204.22	205.62	190.09	176.10	162.87	163.30	178.97	213.17	2346.20

HT-II(B)	Wholly Religious Places	0.00	0.05	0.03	0.03	0.02	0.03	0.03	0.03	0.03	0.03	0.03	0.03	0.33
HT-III	Airports, Bus Stations and Railway Stations	0.51	0.56	0.51	0.47	0.49	0.40	0.42	0.40	0.37	0.39	0.41	0.50	5.43
HT-IV(A)	Irrigation & Agriculture	1.96	0.39	0.63	1.12	2.23	1.69	3.31	1.41	1.24	1.55	1.80	0.86	18.17
HT-IV(B)	CPWS Schemes	11.92	12.38	12.24	12.93	15.02	11.66	11.67	11.70	11.86	12.04	11.30	12.34	147.05
HT-VI	Townships and Residential Colonies	28.32	28.49	23.11	20.05	21.53	19.78	20.30	19.19	18.44	18.90	19.92	27.37	265.41
HT-VII	Temporary Supply	19.41	19.84	19.01	19.22	20.93	18.59	19.15	18.39	19.04	18.44	18.67	20.94	231.62
HT-VIII	RESCOs	0.00	0.00	0.00	0.00	0.00	0.00	0.00	0.00	0.00	0.00	0.00	0.00	0.00
HT-IX	EV Charging Stations	1.68	1.72	1.77	1.94	2.01	1.02	1.23	1.22	1.26	1.35	1.41	1.65	18.28
HT Category at 33 kV		721.59	753.15	721.33	735.13	728.70	747.62	709.98	710.19	711.14	712.06	700.97	792.57	8744.42
HT-I	Industry	536.41	556.29	540.56	560.97	556.57	558.22	539.20	541.24	552.13	549.67	535.17	597.86	6624.30
HT-I(B)	Ferro Alloys	0.00	0.00	0.00	0.00	0.00	0.00	0.00	0.00	0.00	0.00	0.00	0.00	0.00
HT-II(A)	Others (Commercial)	137.52	149.36	134.57	129.65	131.90	148.35	125.35	125.35	117.38	118.53	121.15	142.34	1581.46
HT-II(B)	Wholly Religious Places	0.00	0.39	0.33	0.29	0.31	0.34	0.35	0.30	0.31	0.27	0.31	0.42	3.63
HT-III	Airports, Bus Stations and Railway Stations	0.00	0.00	0.00	0.00	0.00	0.00	0.00	0.00	0.00	0.00	0.00	0.00	0.00
HT-IV(A)	Irrigation & Agriculture	1.59	2.36	2.34	2.69	3.52	3.53	4.69	4.58	3.76	4.73	4.85	6.01	44.64
HT-IV(B)	CPWS Schemes	25.59	24.57	24.63	25.14	21.09	21.07	22.88	24.24	23.54	24.86	23.91	26.44	287.95
HT-VI	Townships and Residential Colonies	17.92	17.60	14.27	12.22	12.60	11.77	12.67	11.75	11.38	11.40	12.80	16.67	163.05
HT-VII	Temporary Supply	2.55	2.58	4.62	4.17	2.71	4.34	4.83	2.73	2.63	2.61	2.78	2.84	39.39
HT-VIII	RESCOs	0.00	0.00	0.00	0.00	0.00	0.00	0.00	0.00	0.00	0.00	0.00	0.00	0.00
HT-IX	EV Charging Stations	0.00	0.00	0.00	0.00	0.00	0.00	0.00	0.00	0.00	0.00	0.00	0.00	0.00
HT Category at 132 kV and		514.46	529.21	550.33	612.36	935.95	826.82	793.60	766.85	642.95	620.38	590.14	627.26	8010.30

above														
HT-I	Industry	355.76	388.19	380.49	375.86	391.47	466.26	467.37	459.41	466.37	459.53	423.90	460.05	5094.66
HT-I(B)	Ferro Alloys	12.05	15.42	7.07	8.22	12.65	13.08	15.05	10.64	13.09	14.09	12.71	11.85	145.93
HT-II(A)	Others (Commercial)	17.34	16.54	18.60	18.45	18.58	9.51	11.35	11.85	11.79	11.87	14.04	20.02	179.92
HT-II(B)	Wholly Religious Places	0.00	0.00	0.00	0.00	0.00	0.00	0.00	0.00	0.00	0.00	0.00	0.00	0.00
HT-III	Airports, Bus Stations and Railway Stations	9.25	24.33	10.11	9.59	9.64	7.51	7.61	7.76	6.91	6.93	7.73	9.25	116.63
HT-IV(A)	Irrigation & Agriculture	46.95	16.02	56.37	113.39	397.16	241.63	204.21	193.09	57.61	39.89	49.77	33.54	1449.64
HT-IV(B)	CPWS	20.36	13.07	25.11	34.77	53.91	23.77	24.20	25.22	26.75	25.13	22.29	26.93	321.52
HT-VA	Railway Traction	43.84	46.24	43.44	43.41	44.68	55.19	53.02	51.01	50.59	52.79	49.58	54.13	587.93
HT-VB	HMR	8.91	9.40	9.14	8.67	7.85	9.85	10.79	7.86	9.85	10.14	10.12	11.48	114.06
HT-VI	Townships and Residential Colonies	0.00	0.00	0.00	0.00	0.00	0.00	0.00	0.00	0.00	0.00	0.00	0.00	0.00
HT-VII	Temporary Supply	0.00	0.00	0.00	0.00	0.00	0.00	0.00	0.00	0.00	0.00	0.00	0.00	0.00
HT-VIII	RESCOs	0.00	0.00	0.00	0.00	0.00	0.00	0.00	0.00	0.00	0.00	0.00	0.00	0.00
HT-IX	EV Charging Stations	0.00	0.00	0.00	0.00	0.00	0.00	0.00	0.00	0.00	0.00	0.00	0.00	0.00
Total		4874.89	4315.25	3919.88	4107.35	4699.79	4590.23	4163.21	3942.32	4136.23	4564.76	4563.38	5368.80	53246.08

Annexure-IV

TGNPDCL- Category-wise and Month-wise Sales for FY 2024-25 – Approved

(MUs)

Category		Apr-24	May-24	Jun-24	Jul-24	Aug-24	Sep-24	Oct-24	Nov-24	Dec-24	Jan-25	Feb-25	Mar-25	Total
LT Category		1431.07	904.14	830.49	835.94	1283.13	1198.98	1005.93	890.45	1303.67	1430.98	1649.94	1877.92	14642.65
LT I (A&B)	Domestic	385.71	463.20	492.18	423.90	379.96	411.79	356.55	353.91	301.66	244.68	294.80	302.35	4410.69
LT II (A, B & C)	Non-Domestic/Commercial	89.53	97.91	99.27	89.21	84.16	88.75	83.65	86.55	78.97	71.40	77.68	80.96	1028.04
LT -III	Industrial	20.21	21.27	21.92	18.54	16.21	16.19	16.15	18.66	19.93	25.61	24.04	19.81	238.54
LT -IV	Cottage Industries	0.72	0.75	0.74	0.67	0.65	0.69	0.69	0.68	0.65	0.62	0.65	0.67	8.19
LT -V	Agricultural	894.36	281.91	178.63	268.36	764.96	643.63	511.06	390.85	862.44	1049.57	1212.74	1434.57	8493.09
LT -VI	Street Lighting & PWS	32.50	32.54	32.64	28.83	28.95	29.35	30.11	33.75	33.06	33.00	33.91	32.25	380.90
LT -VII	General Purpose	6.76	5.17	3.66	5.12	6.93	7.25	6.43	4.73	5.86	4.98	4.87	6.06	67.81
LT -VIII	Temporary Supply	1.26	1.39	1.44	1.29	1.30	1.30	1.29	1.33	1.08	1.10	1.23	1.23	15.22
LT -IX	EV Charging Stations	0.01	0.01	0.02	0.01	0.01	0.01	0.01	0.01	0.01	0.02	0.01	0.02	0.17
HT Category at 11 kV		198.79	160.59	186.41	208.00	218.37	201.91	215.81	180.23	237.32	253.99	252.25	252.96	2566.62
HT-I	Industry	88.03	86.92	89.60	90.25	90.52	87.07	93.45	97.99	110.22	116.36	105.15	91.04	1146.61
HT-I(B)	Ferro Alloys	0.00	0.00	0.00	0.00	0.00	0.00	0.00	0.00	0.00	0.00	0.00	0.00	0.00
HT-II(A)	Others (Commercial)	22.48	22.00	21.53	19.28	20.73	18.98	20.65	18.47	15.82	16.52	17.92	21.02	235.41
HT-II(B)	Wholly Religious Places	0.01	0.03	0.02	0.02	0.03	0.02	0.02	0.02	0.02	0.03	0.03	0.03	0.28
HT-III	Airports, Bus Stations and Railway Stations	0.81	0.86	0.81	0.69	0.70	0.65	0.75	0.65	0.59	0.62	0.64	0.70	8.47
HT-IV(A)	Irrigation & Agriculture	1.88	0.25	0.25	1.03	1.80	1.54	2.81	1.20	1.47	3.78	4.12	4.56	24.70
HT-IV(B)	CPWS Schemes	14.14	13.82	13.39	12.13	12.54	11.64	14.21	13.89	14.02	14.85	13.79	14.78	163.17

Category		Apr-24	May-24	Jun-24	Jul-24	Aug-24	Sep-24	Oct-24	Nov-24	Dec-24	Jan-25	Feb-25	Mar-25	Total
HT-VI	Townships and Residential Colonies	0.93	0.96	0.91	0.76	0.80	0.75	0.74	0.67	0.56	0.63	0.65	0.76	9.13
HT-VII	Temporary Supply	1.10	1.07	1.08	1.03	1.21	1.19	1.46	1.39	1.39	1.40	1.27	1.17	14.77
HT-VIII	RESCOs	69.41	34.67	58.81	82.80	90.05	80.07	81.72	45.95	93.22	99.79	108.68	118.89	964.07
HT-IX	EV Charging Stations	0.00	0.00	0.00	0.00	0.00	0.00	0.00	0.00	0.00	0.00	0.00	0.00	0.00
HT Category at 33 kV		57.68	56.29	54.22	55.32	60.03	65.38	51.75	51.87	50.19	60.62	56.19	65.91	685.45
HT-I	Industry	18.73	17.51	18.37	19.46	20.11	22.79	14.42	16.20	16.57	17.64	17.83	18.53	218.15
HT-I(B)	Ferro Alloys	0.00	0.00	0.00	0.00	0.73	2.97	0.91	0.94	0.68	0.79	0.08	0.30	7.40
HT-II(A)	Others (Commercial)	1.35	1.28	1.24	1.35	1.65	1.62	1.87	1.59	1.26	1.17	1.31	1.45	17.14
HT-II(B)	Wholly Religious Places	0.00	0.00	0.00	0.00	0.00	0.00	0.00	0.00	0.00	0.00	0.00	0.00	0.00
HT-III	Airports, Bus Stations and Railway Stations	0.00	0.00	0.00	0.00	0.00	0.00	0.00	0.00	0.00	0.00	0.00	0.00	0.00
HT-IV(A)	Irrigation & Agriculture	0.96	0.09	0.08	0.15	3.61	3.86	2.07	1.09	0.46	7.44	6.07	4.40	30.28
HT-IV(B)	CPWS Schemes	31.64	32.15	29.80	30.46	29.77	29.23	30.05	30.07	29.77	31.04	27.94	37.25	369.17
HT-VI	Townships and Residential Colonies	4.37	4.61	3.96	3.23	3.55	4.26	1.78	1.31	0.65	1.80	2.27	3.29	35.07
HT-VII	Temporary Supply	0.63	0.65	0.77	0.67	0.59	0.63	0.66	0.67	0.79	0.74	0.69	0.68	8.15
HT-VIII	RESCOs	0.00	0.00	0.00	0.00	0.00	0.00	0.00	0.00	0.00	0.00	0.00	0.00	0.00
HT-IX	EV Charging Stations	0.00	0.00	0.00	0.00	0.02	0.03	0.01	0.01	0.01	0.01	0.01	0.01	0.09
HT Category at 132 kV and above		120.40	137.48	114.33	252.83	656.72	274.10	196.72	262.39	138.70	236.13	250.05	266.65	2906.50
HT-I	Industry	49.13	50.53	47.67	51.80	53.00	75.29	58.74	60.00	52.87	56.65	53.24	53.82	662.75
HT-I(B)	Ferro Alloys	0.00	0.00	0.00	0.00	0.00	0.00	0.00	0.00	0.00	0.00	0.00	0.00	0.00
HT-II(A)	Others (Commercial)	0.20	0.20	0.22	0.69	0.36	1.17	0.26	0.35	0.39	0.65	0.28	0.24	5.03
HT-II(B)	Wholly Religious Places	0.00	0.00	0.00	0.00	0.00	0.00	0.00	0.00	0.00	0.00	0.00	0.00	0.00

Category		Apr-24	May-24	Jun-24	Jul-24	Aug-24	Sep-24	Oct-24	Nov-24	Dec-24	Jan-25	Feb-25	Mar-25	Total
HT-III	Airports, Bus Stations and Railway Stations	0.00	0.00	0.00	0.00	0.00	0.00	0.00	0.00	0.00	0.00	0.00	0.00	0.00
HT-IV(A)	Irrigation & Agriculture	9.19	22.44	4.49	140.67	542.39	141.72	74.39	138.63	24.63	115.74	135.82	145.35	1495.45
HT-IV(B)	CPWS	2.19	2.41	2.39	2.61	2.49	2.31	2.42	2.35	2.53	2.58	2.40	2.75	29.43
HT-VA	Railway Traction	52.88	53.79	52.51	50.32	52.12	45.23	55.35	56.19	55.21	57.22	54.25	58.55	643.63
HT-VB	HMR	0.00	0.00	0.00	0.00	0.00	0.00	0.00	0.00	0.00	0.00	0.00	0.00	0.00
HT-VI	Townships and Residential Colonies	6.81	8.11	7.04	6.74	6.36	8.37	5.44	4.79	3.03	3.28	3.95	5.83	69.74
HT-VII	Temporary Supply	0.00	0.00	0.00	0.00	0.00	0.00	0.12	0.08	0.05	0.01	0.11	0.11	0.47
HT-VIII	RESCOs	0.00	0.00	0.00	0.00	0.00	0.00	0.00	0.00	0.00	0.00	0.00	0.00	0.00
HT-IX	EV Charging Stations	0.00	0.00	0.00	0.00	0.00	0.00	0.00	0.00	0.00	0.00	0.00	0.00	0.00
Total		1807.93	1258.51	1185.45	1352.10	2218.25	1740.36	1470.22	1384.95	1729.87	1981.72	2208.43	2463.44	20801.22

Annexure- V

TGDISCOMs- Category-wise and Month-wise Sales for FY 2024-25 – Approved

(MUs)

Category		Apr-24	May-24	Jun-24	Jul-24	Aug-24	Sep-24	Oct-24	Nov-24	Dec-24	Jan-25	Feb-25	Mar-25	Total
LT Category		4400.94	3258.17	2834.92	2959.93	3669.41	3584.66	3052.44	2755.07	3478.78	4066.49	4314.26	5158.45	43533.50
LT I (A&B)	Domestic	1639.92	1726.35	1504.20	1346.84	1374.73	1337.63	1276.19	1205.78	1057.31	1097.50	1102.56	1410.05	16079.06
LT II (A, B & C)	Non Domestic / Commercial	463.30	469.32	429.69	403.74	414.85	420.87	403.54	389.26	358.11	376.98	382.76	458.12	4970.54
LT -III	Industrial	110.70	116.72	110.96	106.58	103.73	96.41	97.96	102.80	113.18	116.20	107.42	112.75	1295.39
LT -IV	Cottage Industries	1.51	1.60	1.51	1.44	1.41	1.45	1.49	1.43	1.45	1.45	1.40	1.53	17.68
LT -V	Agricultural	2077.94	841.70	691.50	1004.93	1672.37	1628.60	1172.62	951.28	1845.33	2369.53	2617.32	3064.31	19937.42
LT -VI	Street Lighting & PWS	77.71	75.88	72.57	69.34	71.01	69.69	73.44	78.23	77.23	78.05	75.60	77.93	896.69
LT -VII	General Purpose	15.90	12.37	11.02	13.87	16.40	15.97	13.86	13.32	13.51	12.81	13.50	17.09	169.62
LT -VIII	Temporary Supply	13.56	13.76	13.02	12.73	14.41	13.88	13.10	12.69	12.38	13.62	13.39	16.28	162.82
LT -IX	EV Charging Stations	0.41	0.46	0.44	0.46	0.50	0.18	0.23	0.27	0.28	0.35	0.31	0.39	4.28
HT Category at 11 kV		867.75	839.45	830.21	843.87	867.23	832.01	828.94	780.90	844.35	850.81	860.19	921.40	10167.12
HT-I	Industry	471.52	478.33	468.38	471.90	472.94	458.39	460.39	470.16	502.04	497.15	480.56	482.62	5714.38
HT-I(B)	Ferro Alloys	0.00	0.00	0.00	0.00	0.00	0.00	0.00	0.07	0.10	0.04	0.01	0.00	0.23
HT-II(A)	Others (Commercial)	244.15	246.03	229.25	217.75	224.95	224.60	210.74	194.56	178.69	179.82	196.89	234.19	2581.61
HT-II(B)	Wholly Religious Places	0.01	0.08	0.06	0.05	0.05	0.05	0.05	0.04	0.05	0.06	0.06	0.07	0.62
HT-III	Airports, Bus Stations and Railway Stations	1.32	1.42	1.31	1.16	1.18	1.04	1.17	1.05	0.97	1.02	1.05	1.21	13.90
HT-IV(A)	Irrigation & Agriculture	3.84	0.64	0.87	2.14	4.03	3.23	6.12	2.61	2.71	5.33	5.92	5.42	42.87
HT-IV(B)	CPWS Schemes	26.05	26.20	25.62	25.06	27.56	23.30	25.87	25.59	25.87	26.89	25.09	27.12	310.23

Category		Apr-24	May-24	Jun-24	Jul-24	Aug-24	Sep-24	Oct-24	Nov-24	Dec-24	Jan-25	Feb-25	Mar-25	Total
HT-VI	Townships and Residential Colonies	29.25	29.46	24.02	20.81	22.33	20.52	21.04	19.87	19.00	19.53	20.57	28.13	274.54
HT-VII	Temporary Supply	20.51	20.91	20.10	20.25	22.14	19.77	20.60	19.78	20.43	19.84	19.95	22.11	246.39
HT-VIII	RESCOs	69.41	34.67	58.81	82.80	90.05	80.07	81.72	45.95	93.22	99.79	108.68	118.89	964.07
HT-IX	EV Charging Stations	1.68	1.72	1.77	1.94	2.01	1.02	1.23	1.22	1.26	1.35	1.41	1.65	18.28
HT Category at 33 kV		779.27	809.45	775.55	790.45	788.73	813.00	761.72	762.06	761.32	772.68	757.16	858.48	9429.87
HT-I	Industry	555.15	573.80	558.93	580.43	576.68	581.01	553.62	557.43	568.71	567.31	553.00	616.39	6842.45
HT-I(B)	Ferro Alloys	0.00	0.00	0.00	0.00	0.73	2.97	0.91	0.94	0.68	0.79	0.08	0.30	7.40
HT-II(A)	Others (Commercial)	138.87	150.64	135.81	131.00	133.55	149.97	127.22	126.94	118.64	119.70	122.47	143.79	1598.60
HT-II(B)	Wholly Religious Places	0.00	0.39	0.33	0.29	0.31	0.34	0.35	0.30	0.31	0.27	0.31	0.42	3.63
HT-III	Airports, Bus Stations and Railway Stations	0.00	0.00	0.00	0.00	0.00	0.00	0.00	0.00	0.00	0.00	0.00	0.00	0.00
HT-IV(A)	Irrigation & Agriculture	2.56	2.45	2.42	2.84	7.13	7.39	6.75	5.67	4.22	12.16	10.91	10.41	74.92
HT-IV(B)	CPWS Schemes	57.22	56.73	54.43	55.59	50.86	50.30	52.93	54.31	53.31	55.90	51.85	63.68	657.12
HT-VI	Townships and Residential Colonies	22.29	22.22	18.22	15.46	16.15	16.02	14.45	13.06	12.03	13.20	15.07	19.95	198.12
HT-VII	Temporary Supply	3.18	3.22	5.39	4.84	3.30	4.97	5.48	3.40	3.42	3.34	3.48	3.52	47.54
HT-VIII	RESCOs	0.00	0.00	0.00	0.00	0.00	0.00	0.00	0.00	0.00	0.00	0.00	0.00	0.00
HT-IX	EV Charging Stations	0.00	0.00	0.00	0.00	0.02	0.03	0.01	0.01	0.01	0.01	0.01	0.01	0.09
HT Category at 132 kV and above		634.85	666.69	664.65	865.19	1592.67	1100.92	990.32	1029.24	781.65	856.50	840.19	893.90	10916.80
HT-I	Industry	404.88	438.72	428.15	427.66	444.47	541.55	526.12	519.42	519.25	516.17	477.14	513.87	5757.41
HT-I(B)	Ferro Alloys	12.05	15.42	7.07	8.22	12.65	13.08	15.05	10.64	13.09	14.09	12.71	11.85	145.93
HT-II(A)	Others (Commercial)	17.54	16.74	18.82	19.14	18.94	10.68	11.62	12.20	12.17	12.53	14.32	20.26	184.95
HT-II(B)	Wholly Religious Places	0.00	0.00	0.00	0.00	0.00	0.00	0.00	0.00	0.00	0.00	0.00	0.00	0.00

Category		Apr-24	May-24	Jun-24	Jul-24	Aug-24	Sep-24	Oct-24	Nov-24	Dec-24	Jan-25	Feb-25	Mar-25	Total
HT-III	Airports, Bus Stations and Railway Stations	9.25	24.33	10.11	9.59	9.64	7.51	7.61	7.76	6.91	6.93	7.73	9.25	116.63
HT-IV(A)	Irrigation & Agriculture	56.14	38.46	60.87	254.06	939.55	383.35	278.60	331.72	82.23	155.63	185.59	178.89	2945.10
HT-IV(B)	CPWS	22.55	15.48	27.51	37.39	56.40	26.08	26.62	27.57	29.27	27.71	24.69	29.68	350.94
HT-VA	Railway Traction	96.72	100.03	95.95	93.73	96.80	100.43	108.37	107.20	105.80	110.01	103.83	112.69	1231.56
HT-VB	HMR	8.91	9.40	9.14	8.67	7.85	9.85	10.79	7.86	9.85	10.14	10.12	11.48	114.06
HT-VI	Townships and Residential Colonies	6.81	8.11	7.04	6.74	6.36	8.37	5.44	4.79	3.03	3.28	3.95	5.83	69.74
HT-VII	Temporary Supply	0.00	0.00	0.00	0.00	0.00	0.00	0.12	0.08	0.05	0.01	0.11	0.11	0.47
HT-VIII	RESCOs	0.00	0.00	0.00	0.00	0.00	0.00	0.00	0.00	0.00	0.00	0.00	0.00	0.00
HT-IX	EV Charging Stations	0.00	0.00	0.00	0.00	0.00	0.00	0.00	0.00	0.00	0.00	0.00	0.00	0.00
Total		6682.81	5573.76	5105.33	5459.45	6918.04	6330.59	5633.43	5327.27	5866.11	6546.48	6771.81	7832.24	74047.30

Annexure VI

Station Wise and Month Wise Availability of Energy – Approved

Name of the Station	Apr-24	May-24	Jun-24	Jul-24	Aug-24	Sep-24	Oct-24	Nov-24	Dec-24	Jan-25	Feb-25	Mar-25	Total
TGGenco-Thermal													
KTPS V	277.54	286.79	277.54	286.79	286.79	277.54	286.79	277.54	286.79	286.79	259.04	286.79	3376.76
KTPS VI	289.94	299.60	289.94	299.60	299.60	289.94	299.60	289.94	299.60	299.60	270.61	299.60	3527.54
KTPS VII	463.90	479.36	463.90	479.36	479.36	463.90	479.36	463.90	479.36	479.36	432.97	479.36	5644.07
RTS B	34.43	35.57	3.44	0.00	0.00	0.00	0.00	0.00	0.00	0.00	0.00	0.00	73.44
KTPP I	289.94	299.60	289.94	299.60	299.60	289.94	299.60	289.94	299.60	299.60	270.61	299.60	3527.54
KTPP II	347.92	359.52	347.92	359.52	359.52	347.92	359.52	347.92	359.52	359.52	324.73	359.52	4233.05
BTPS	604.78	624.94	604.78	624.94	624.94	604.78	624.94	604.78	624.94	624.94	564.46	624.94	7358.14
YTPS	0.00	0.00	0.00	0.00	0.00	0.00	262.87	525.75	525.75	525.75	525.75	525.75	2891.62
Sub-Total	2308.43	2385.38	2277.45	2349.81	2349.81	2274.01	2612.68	2799.76	2875.56	2875.56	2648.16	2875.56	30632.16
TGGenco-Inter State													
PJHES	7.69	8.24	8.54	18.67	43.84	22.14	24.40	8.37	14.36	27.40	24.61	11.43	219.69
Sub-Total	7.69	8.24	8.54	18.67	43.84	22.14	24.40	8.37	14.36	27.40	24.61	11.43	219.69
TGGenco-Hydel													
Nagarjuna Sagar complex	86.05	92.21	95.54	208.86	490.37	247.67	273.00	93.63	160.63	306.50	275.27	127.86	2457.59
SLBHES	75.13	80.51	83.41	182.35	428.13	216.23	238.34	81.75	140.24	267.59	240.33	111.63	2145.63
LJHES	14.71	15.76	16.33	35.69	83.80	42.33	46.65	16.00	27.45	52.38	47.04	21.85	419.99
PCHES	11.16	11.96	12.39	27.09	63.61	32.13	35.41	12.15	20.84	39.76	35.71	16.59	318.81
Pochampad II	0.98	1.05	1.09	2.39	5.61	2.83	3.12	1.07	1.84	3.51	3.15	1.46	28.11

Name of the Station	Apr-24	May-24	Jun-24	Jul-24	Aug-24	Sep-24	Oct-24	Nov-24	Dec-24	Jan-25	Feb-25	Mar-25	Total
Small Hydel	5.16	5.53	5.73	12.53	29.43	14.86	16.38	5.62	9.64	18.39	16.52	7.67	147.49
Mini Hydel	0.15	0.17	0.17	0.37	0.88	0.44	0.49	0.17	0.29	0.55	0.49	0.23	4.41
Sub-Total	193.36	207.19	214.66	469.30	1101.83	556.50	613.40	210.38	360.92	688.68	618.51	287.30	5522.03
Total TGGenco	2509.48	2600.82	2500.65	2837.78	3495.48	2852.65	3250.49	3018.51	3250.83	3591.63	3291.27	3174.29	36373.88
CSGS-Thermal													
NTPC Ramagundam Stage I & II	199.69	206.35	199.69	206.35	206.35	199.69	206.35	199.69	206.35	206.35	186.38	206.35	2429.62
NTPC Ramagundam Stage III	50.50	52.18	50.50	52.18	52.18	50.50	52.18	50.50	52.18	52.18	47.13	52.18	614.36
NTPC Talcher TPS II	124.30	128.45	124.30	128.45	128.45	124.30	128.45	124.30	128.45	128.45	116.02	128.45	1512.35
NTPC Simhadri Stage I	310.84	321.20	310.84	321.20	321.20	310.84	321.20	310.84	321.20	321.20	290.12	321.20	3781.92
NTPC Simhadri Stage II	147.87	152.80	147.87	152.80	152.80	147.87	152.80	147.87	152.80	152.80	138.01	152.80	1799.10
NTPC Kudgi	159.96	165.29	159.96	165.29	165.29	159.96	165.29	159.96	165.29	165.29	149.29	165.29	1946.13
NLC TPS II Stage I	2.99	3.09	2.99	3.09	3.09	2.99	3.09	2.99	3.09	3.09	2.79	3.09	36.39
NLC TPS II Stage II	3.93	4.06	3.93	4.06	4.06	3.93	4.06	3.93	4.06	4.06	3.67	4.06	47.85
NNTPP	35.54	36.72	35.54	36.72	36.72	35.54	36.72	35.54	36.72	36.72	33.17	36.72	432.38
TSTPP Unit 1	771.98	797.71	771.98	797.71	797.71	771.98	797.71	771.98	797.71	797.71	720.51	797.71	9392.38
NTECL Vallur TPS	0.00	0.00	0.00	0.00	0.00	0.00	0.00	0.00	0.00	0.00	0.00	0.00	0.00
NLC TamilNadu Power Ltd.	0.00	0.00	0.00	0.00	0.00	0.00	0.00	0.00	0.00	0.00	0.00	0.00	0.00
Sub-Total	1837.60	1898.86	1837.60	1898.86	1898.86	1837.60	1898.86	1837.60	1898.86	1898.86	1715.09	1898.86	21992.49
CSGS-Nuclear													
NPC Madras APS	13.53	13.98	13.53	13.98	13.98	13.53	13.98	13.53	13.98	13.98	12.62	13.98	164.56

Name of the Station	Apr-24	May-24	Jun-24	Jul-24	Aug-24	Sep-24	Oct-24	Nov-24	Dec-24	Jan-25	Feb-25	Mar-25	Total
NPC Kaiga APS Units 1 & 2	41.55	42.94	41.55	42.94	42.94	41.55	42.94	41.55	42.94	42.94	38.78	42.94	505.58
NPC Kaiga APS Units 3 & 4	44.19	45.67	44.19	45.67	45.67	44.19	45.67	44.19	45.67	45.67	41.25	45.67	537.68
NPC Kundankulam NPP Unit 2	30.60	31.62	30.60	31.62	31.62	30.60	31.62	30.60	31.62	31.62	28.56	31.62	372.30
NPC Kudankulam	2.75	2.84	2.75	2.84	2.84	2.75	2.84	2.75	2.84	2.84	2.56	2.84	33.43
Sub-Total	132.62	137.04	132.62	137.04	137.04	132.62	137.04	132.62	137.04	137.04	123.78	137.04	1613.55
Bundled Power (Coal)													
JNNSM Phase -1 Coal Bundled	28.04	28.97	28.04	28.97	28.97	28.04	28.97	28.04	28.97	28.97	26.17	28.97	341.10
NTPC Bundled Power	122.40	126.48	122.40	126.48	126.48	122.40	126.48	122.40	126.48	126.48	114.24	126.48	1489.20
Sub-Total	150.44	155.45	150.44	155.45	155.45	150.44	155.45	150.44	155.45	155.45	140.41	155.45	1830.30
Total CSGS	2120.66	2191.35	2120.66	2191.35	2191.35	2120.66	2191.35	2120.66	2191.35	2191.35	1979.28	2191.35	25436.34
Others													
SEIL (LT 1)	145.71	150.57	145.71	150.57	150.57	145.71	150.57	145.71	150.57	150.57	135.99	150.57	1772.79
SEIL (LT 2)	0.00	0.00	0.00	0.00	0.00	0.00	0.00	0.00	0.00	0.00	0.00	0.00	0.00
STPP	650.64	672.33	650.64	672.33	672.33	650.64	672.33	650.64	672.33	672.33	607.27	672.33	7916.14
CSPDCL	0.00	0.00	0.00	0.00	0.00	0.00	0.00	0.00	0.00	0.00	0.00	0.00	0.00
PTC (MT)	0.00	0.00	0.00	0.00	0.00	0.00	0.00	0.00	0.00	0.00	0.00	0.00	0.00
Total Others	796.35	822.90	796.35	822.90	822.90	796.35	822.90	796.35	822.90	822.90	743.26	822.90	9688.93
NCE													
Biomass	0.06	0.06	0.06	0.06	0.06	0.06	0.06	0.06	0.06	0.06	0.06	0.06	0.78

Name of the Station	Apr-24	May-24	Jun-24	Jul-24	Aug-24	Sep-24	Oct-24	Nov-24	Dec-24	Jan-25	Feb-25	Mar-25	Total
Bagasse	0.03	0.03	0.03	0.03	0.03	0.03	0.03	0.03	0.03	0.03	0.03	0.03	0.39
Municipal waste	7.96	5.60	4.65	6.57	6.57	4.68	6.57	6.17	10.07	10.24	10.80	10.85	90.74
Industrial waste	6.78	4.76	3.96	5.59	5.59	3.99	5.59	5.26	8.58	8.72	9.20	9.24	77.25
Wind	17.08	14.65	34.84	50.68	27.65	20.34	12.33	17.12	19.58	18.94	12.98	16.86	263.05
Mini Hydel	0.02	0.02	0.02	0.02	0.02	0.02	0.02	0.02	0.02	0.02	0.02	0.02	0.22
Solar	422.80	435.98	408.18	319.69	393.20	346.59	424.92	327.64	359.17	382.92	393.05	421.46	4635.60
Solar (JNNSM Phase I)	8.33	8.59	8.04	6.30	7.74	6.83	8.37	6.45	7.07	7.54	7.74	8.30	91.30
Solar (NTPC)	59.68	61.54	57.62	45.13	55.50	48.92	59.98	46.25	50.70	54.05	55.48	59.49	654.34
Solar (SECI)	59.68	61.54	57.62	45.13	55.50	48.92	59.98	46.25	50.70	54.05	55.48	59.49	654.34
Solar (NTPC CPSU)	230.52	237.70	222.55	174.30	214.38	188.97	231.67	178.63	195.82	208.78	214.30	229.79	2527.40
Solar (PM KUSUM)	0.00	0.00	0.00	0.00	0.00	0.00	0.00	0.00	0.00	0.00	0.00	0.00	0.00
Solar (NTPC & NHPC)	252.45	260.32	243.72	190.89	234.78	206.95	253.71	195.63	214.45	228.64	234.68	251.65	2767.87
Solar (SECI ISTS-IX)	149.20	153.85	144.04	112.82	138.76	122.31	149.95	115.62	126.75	135.13	138.70	148.73	1635.86
NVVNL B.P-Solar	0.00	0.00	0.00	0.00	0.00	0.00	0.00	0.00	0.00	0.00	0.00	0.00	0.00
NGEL	0.00	0.00	0.00	0.00	0.00	0.00	0.00	0.00	0.00	0.00	0.00	0.00	0.00
Total NCE	1214.59	1244.63	1185.34	957.20	1139.80	998.62	1213.19	945.15	1043.01	1109.13	1132.53	1215.97	13399.15
Grand Total	6641.08	6859.69	6603.00	6809.23	7649.51	6768.27	7477.92	6880.67	7308.08	7715.01	7146.35	7404.49	84898.30

Annexure VII

Merit Order Despatch of Energy – Approved

Name of the Station	Apr-24	May-24	Jun-24	Jul-24	Aug-24	Sep-24	Oct-24	Nov-24	Dec-24	Jan-25	Feb-25	Mar-25	Total
TGGenco-Thermal													
KTPS V	277.54	286.79	277.54	286.79	286.79	277.54	286.79	277.54	286.79	286.79	259.04	286.79	3376.76
KTPS VI	289.94	299.60	289.94	299.60	286.38	289.94	193.86	187.61	299.60	299.60	270.61	299.60	3306.25
KTPS VII	463.90	479.36	463.90	479.36	479.36	463.90	310.17	371.64	479.36	479.36	432.97	479.36	5382.62
RTS B	34.43	23.02	2.23	0.00	0.00	0.00	0.00	0.00	0.00	0.00	0.00	0.00	59.67
KTPP I	289.94	299.60	289.94	299.60	299.60	289.94	193.86	289.94	299.60	299.60	270.61	299.60	3421.80
KTPP II	347.92	359.52	347.92	359.52	359.52	347.92	359.52	347.92	359.52	359.52	324.73	359.52	4233.05
BTPS	604.78	624.94	604.78	624.94	624.94	604.78	606.68	604.78	624.94	624.94	564.46	624.94	7339.88
YTPS	0.00	0.00	0.00	0.00	0.00	0.00	262.87	525.75	525.75	525.75	525.75	525.75	2891.62
Sub-Total	2308.43	2372.83	2276.24	2349.81	2336.59	2274.01	2213.76	2605.17	2875.56	2875.56	2648.16	2875.56	30011.66
TGGenco-Inter State													
PJHES	7.69	8.24	8.54	18.67	43.84	22.14	24.40	8.37	14.36	27.40	24.61	11.43	219.69
Sub-Total	7.69	8.24	8.54	18.67	43.84	22.14	24.40	8.37	14.36	27.40	24.61	11.43	219.69
TGGenco-Hydel													
Nagarjuna Sagar complex	86.05	92.21	95.54	208.86	490.37	247.67	273.00	93.63	160.63	306.50	275.27	127.86	2457.59
SLBHES	75.13	80.51	83.41	182.35	428.13	216.23	238.34	81.75	140.24	267.59	240.33	111.63	2145.63
LJHES	14.71	15.76	16.33	35.69	83.80	42.33	46.65	16.00	27.45	52.38	47.04	21.85	419.99
PCHES	11.16	11.96	12.39	27.09	63.61	32.13	35.41	12.15	20.84	39.76	35.71	16.59	318.81
Pochampad II	0.98	1.05	1.09	2.39	5.61	2.83	3.12	1.07	1.84	3.51	3.15	1.46	28.11
Small Hydel	5.16	5.53	5.73	12.53	29.43	14.86	16.38	5.62	9.64	18.39	16.52	7.67	147.49
Mini Hydel	0.15	0.17	0.17	0.37	0.88	0.44	0.49	0.17	0.29	0.55	0.49	0.23	4.41
Sub-Total	193.36	207.19	214.66	469.30	1101.83	556.50	613.40	210.38	360.92	688.68	618.51	287.30	5522.03
Total TGGenco	2509.48	2588.26	2499.44	2837.78	3482.26	2852.65	2851.57	2823.92	3250.83	3591.63	3291.27	3174.29	35753.38
CSGS-Thermal													

Name of the Station	Apr-24	May-24	Jun-24	Jul-24	Aug-24	Sep-24	Oct-24	Nov-24	Dec-24	Jan-25	Feb-25	Mar-25	Total
NTPC Ramagundam Stage I & II	192.62	128.79	124.64	128.79	128.79	192.62	128.79	124.64	128.79	199.04	179.78	199.04	1856.31
NTPC Ramagundam Stage III	48.71	32.57	31.52	32.57	32.57	48.71	32.57	31.52	32.57	50.33	45.46	50.33	469.40
NTPC Talcher TPS II	119.90	123.89	119.90	123.89	123.89	119.90	123.89	119.90	123.89	123.89	111.90	123.89	1458.76
NTPC Simhadri Stage I	299.83	200.47	194.01	200.47	200.47	299.83	200.47	194.01	200.47	231.18	279.84	309.82	2810.88
NTPC Simhadri Stage II	142.63	95.37	92.29	95.37	95.37	142.63	95.37	92.29	95.37	147.39	133.12	147.39	1374.57
NTPC Kudgi	154.29	103.16	99.83	103.16	103.16	154.29	103.16	99.83	103.16	103.16	144.00	159.43	1430.64
NLC TPS II Stage I	2.88	1.93	1.87	1.93	1.93	2.88	1.93	1.87	1.93	1.93	2.69	2.98	26.75
NLC TPS II Stage II	3.79	2.54	2.45	2.54	2.54	3.79	2.54	2.45	2.54	2.54	3.54	3.92	35.17
NNTPP	34.28	35.42	34.28	35.42	35.42	34.28	22.92	34.28	35.42	35.42	31.99	35.42	404.56
TSTPP Unit 1	744.62	769.44	744.62	769.44	769.44	744.62	769.44	744.62	769.44	769.44	694.98	769.44	9059.55
NTECL Vallur TPS	0.00	0.00	0.00	0.00	0.00	0.00	0.00	0.00	0.00	0.00	0.00	0.00	0.00
NLC TamilNadu Power Ltd.	0.00	0.00	0.00	0.00	0.00	0.00	0.00	0.00	0.00	0.00	0.00	0.00	0.00
Sub-Total	1743.55	1493.58	1445.40	1493.58	1493.58	1743.55	1481.08	1445.40	1493.58	1664.32	1627.31	1801.66	18926.59
CSGS-Nuclear													
NPC Madras APS	13.53	13.98	13.53	13.98	13.98	13.53	13.98	13.53	13.98	13.98	12.62	13.98	164.56
NPC Kaiga APS Units 1 & 2	41.55	42.94	41.55	42.94	42.94	41.55	42.94	41.55	42.94	42.94	38.78	42.94	505.58
NPC Kaiga APS Units 3 & 4	44.19	45.67	44.19	45.67	45.67	44.19	45.67	44.19	45.67	45.67	41.25	45.67	537.68
NPC Kundankulam NPP Unit 2	30.60	31.62	30.60	31.62	31.62	30.60	31.62	30.60	31.62	31.62	28.56	31.62	372.30
NPC Kudankulam	2.75	2.84	2.75	2.84	2.84	2.75	2.84	2.75	2.84	2.84	2.56	2.84	33.43
Sub-Total	132.62	137.04	132.62	137.04	137.04	132.62	137.04	132.62	137.04	137.04	123.78	137.04	1613.55
Bundled Power (Coal)													
JNNSM Phase -1 Coal Bundled	28.04	28.97	28.04	28.97	28.97	28.04	28.97	28.04	28.97	28.97	26.17	28.97	341.10
NTPC Bundled Power	122.40	126.48	122.40	126.48	126.48	122.40	126.48	122.40	126.48	126.48	114.24	126.48	1489.20

Name of the Station	Apr-24	May-24	Jun-24	Jul-24	Aug-24	Sep-24	Oct-24	Nov-24	Dec-24	Jan-25	Feb-25	Mar-25	Total
Sub-Total	150.44	155.45	150.44	155.45	155.45	150.44	155.45	150.44	155.45	155.45	140.41	155.45	1830.30
Total CSGS	2026.60	1786.07	1728.46	1786.07	1786.07	2026.60	1773.57	1728.46	1786.07	1956.81	1891.50	2094.16	22370.44
Others													
SEIL (LT 1)	140.55	145.23	140.55	145.23	145.23	140.55	145.23	140.55	145.23	145.23	131.18	145.23	1709.97
SEIL (LT 2)	0.00	0.00	0.00	0.00	0.00	0.00	0.00	0.00	0.00	0.00	0.00	0.00	0.00
STPP	650.64	468.70	441.24	464.09	435.04	650.64	435.04	421.00	473.75	672.33	607.27	672.33	6392.07
CSPDCL	0.00	0.00	0.00	0.00	0.00	0.00	0.00	0.00	0.00	0.00	0.00	0.00	0.00
PTC (MT)	0.00	0.00	0.00	0.00	0.00	0.00	0.00	0.00	0.00	0.00	0.00	0.00	0.00
Total Others	791.19	613.93	581.78	609.32	580.27	791.19	580.27	561.55	618.98	817.56	738.44	817.56	8102.03
NCE													
Biomass	0.06	0.06	0.06	0.06	0.06	0.06	0.06	0.06	0.06	0.06	0.06	0.06	0.78
Bagasse	0.03	0.03	0.03	0.03	0.03	0.03	0.03	0.03	0.03	0.03	0.03	0.03	0.39
Municipal waste	7.96	5.60	4.65	6.57	6.57	4.68	6.57	6.17	10.07	10.24	10.80	10.85	90.74
Industrial waste	6.78	4.76	3.96	5.59	5.59	3.99	5.59	5.26	8.58	8.72	9.20	9.24	77.25
Wind	17.08	14.65	34.84	50.68	27.65	20.34	12.33	17.12	19.58	18.94	12.98	16.86	263.05
Mini Hydel	0.02	0.02	0.02	0.02	0.02	0.02	0.02	0.02	0.02	0.02	0.02	0.02	0.22
Solar	422.80	435.98	408.18	319.69	393.20	346.59	424.92	327.64	359.17	382.92	393.05	421.46	4635.60
Solar (JNNSM Phase I)	8.33	8.59	8.04	6.30	7.74	6.83	8.37	6.45	7.07	7.54	7.74	8.30	91.30
Solar (NTPC)	59.68	61.54	57.62	45.13	55.50	48.92	59.98	46.25	50.70	54.05	55.48	59.49	654.34
Solar (SECI)	59.68	61.54	57.62	45.13	55.50	48.92	59.98	46.25	50.70	54.05	55.48	59.49	654.34
Solar (NTPC CPSU)	230.52	237.70	222.55	174.30	214.38	188.97	231.67	178.63	195.82	208.78	214.30	229.79	2527.40
Solar (PM KUSUM)	0.00	0.00	0.00	0.00	0.00	0.00	0.00	0.00	0.00	0.00	0.00	0.00	0.00
Solar (NTPC & NHPC)	252.45	260.32	243.72	190.89	234.78	206.95	253.71	195.63	214.45	228.64	234.68	251.65	2767.87
Solar (SECI ISTS-IX)	149.20	153.85	144.04	112.82	138.76	122.31	149.95	115.62	126.75	135.13	138.70	148.73	1635.86
NVVNL B.P-Solar	0.00	0.00	0.00	0.00	0.00	0.00	0.00	0.00	0.00	0.00	0.00	0.00	0.00
NGEL	0.00	0.00	0.00	0.00	0.00	0.00	0.00	0.00	0.00	0.00	0.00	0.00	0.00
Total NCE	1214.59	1244.63	1185.34	957.20	1139.80	998.62	1213.19	945.15	1043.01	1109.13	1132.53	1215.97	13399.15

Name of the Station	Apr-24	May-24	Jun-24	Jul-24	Aug-24	Sep-24	Oct-24	Nov-24	Dec-24	Jan-25	Feb-25	Mar-25	Total
Short-Term Purchase	973.46	0.00	0.00	0.00	0.00	239.83	0.00	0.00	0.00	0.00	682.06	1628.97	3524.31
Sale of Surplus Power	0.00	-524.27	-508.76	-516.33	-558.60	0.00	-956.80	-722.37	-506.67	-137.34	0.00	0.00	-4431.14
Grand Total	7515.32	5708.64	5486.25	5674.05	6429.79	6908.88	5461.79	5336.70	6192.22	7337.79	7735.80	8930.93	78718.16



Annexure VIII
TGSPDCL – Cost of Service

Consumer Category		Generation Cost						Transmission - Inter-State			Transmission - Intra-State		
		Demand			Energy			Demand			Demand		
		Cost	Rate Basis - Contract s/ NCP G-T interface	CoS	Cost	Recovery Basis - Energy Sales	CoS	Cost	Rate Basis - Contracts/ NCP G-T interface	CoS	Cost	Rate Basis – Contracts / NCP G-T interface	CoS
		Rs. Crore	MW	Rs. / kVA/ Month	Rs. Crore	MU	Rs. / kWh	Rs. Crore	MW	Rs. / kVA / Month	Rs. Crore	MW	Rs. / kVA/ Month
LT Categories													
LT I (A&B)	Domestic	1709.47	1657.94	859.23	4820.81	11668.37	4.13	309.82	1657.94	155.72	410.25	1657.94	206.20
LT II (A, B, C & D)	Non-Domestic / Commercial	708.12	686.77	859.23	1628.85	3942.50	4.13	128.34	686.77	155.72	169.94	686.77	206.20
LT III	Industry	196.97	191.03	859.23	436.64	1056.85	4.13	35.70	191.03	155.72	47.27	191.03	206.20
LT IV (A&B)	Cottage Industries & Dhobighats	1.80	1.75	859.23	3.92	9.49	4.13	0.33	1.75	155.72	0.43	1.75	206.20
LT V (A&B)	Irrigation & Agriculture	2168.04	2102.70	859.23	4728.25	11444.33	4.13	392.93	2102.70	155.72	520.30	2102.70	206.20
LT VI (A&B)	Local Bodies, Street Lighting & PWS	97.48	94.54	859.23	213.10	515.79	4.13	17.67	94.54	155.72	23.39	94.54	206.20
LT VII (A&B)	Others(General Purpose & Temporary)	43.26	41.96	859.23	103.04	249.41	4.13	7.84	41.96	155.72	10.38	41.96	206.20
LT IX	EVs	0.50	0.49	859.23	1.70	4.11	4.13	0.09	0.49	155.72	0.12	0.49	206.20
HT Categories													
HT category 11 kV													
HT - I-A	Industry General	691.34	837.05	688.27	1705.44	4567.77	3.73	156.42	837.05	155.72	207.12	837.05	206.20
HT - I-B	Ferro Alloy Units	0.04	0.06	520.76	0.08	0.23	3.73	0.01	0.06	155.72	0.01	0.06	206.20
HT - II	Others	324.77	393.21	688.27	876.11	2346.53	3.73	73.48	393.21	155.72	97.30	393.21	206.20
HT - III	Airports, Bus Stations and Railways Stations	0.97	1.17	688.27	2.03	5.43	3.73	0.22	1.17	155.72	0.29	1.17	206.20
HT - IV-A	Lift Irrigation & Agriculture	23.22	27.35	707.67	61.69	165.23	3.73	5.11	27.35	155.72	6.77	27.35	206.20
HT - VI	HT VI: Townships & Residential Colonies	43.49	52.66	688.27	99.10	265.41	3.73	9.84	52.66	155.72	13.03	52.66	206.20

HT - VII & IX	HT VII & IX: Temporary & EVs	34.59	40.73	707.67	93.30	249.90	3.73	7.61	40.73	155.72	10.08	40.73	206.20
HT - II B	Wholly Religious Places	0.00	0.00	NA	0.00	0.00	NA	0.00	0.00	NA	0.00	0.00	NA
HT category 33 kV													
HT - I-A	Industry General	882.81	1081.03	680.53	2436.02	6624.30	3.68	202.01	1081.03	155.72	267.50	1081.03	206.20
HT - I-B	Ferro Alloy Units	0.00	0.00	NA	0.00	0.00	NA	0.00	0.00	NA	0.00	0.00	NA
HT - II	Others	222.10	271.97	680.53	581.57	1581.46	3.68	50.82	271.97	155.72	67.30	271.97	206.20
HT - III	Airports, Bus Stations and Railways Stations	0.00	0.00	NA	0.00	0.00	NA	0.00	0.00	NA	0.00	0.00	NA
HT - IV-A	Lift Irrigation & Agriculture	56.87	69.02	686.62	122.31	332.59	3.68	12.90	69.02	155.72	17.08	69.02	206.20
HT - V	Railway Traction & HMR	0.00	0.00	NA	0.00	0.00	NA	0.00	0.00	NA	0.00	0.00	NA
HT - VI	Townships & Residential Colonies	27.73	33.96	680.53	59.96	163.05	3.68	6.35	33.96	155.72	8.40	33.96	206.20
HT - VII	Temporary	3.84	4.66	686.62	14.48	39.39	3.68	0.87	4.66	155.72	1.15	4.66	206.20
HT - II B	Wholly Religious Places	0.35	0.43	680.53	1.34	3.63	3.68	0.08	0.43	155.72	0.11	0.43	206.20
HT category 132 kV and above													
HT - I-A	Industry General	633.84	778.50	678.49	1861.99	5094.66	3.65	145.48	778.50	155.72	192.64	778.50	206.20
HT - I-B	Ferro Alloy Units	18.61	22.86	678.49	53.34	145.93	3.65	4.27	22.86	155.72	5.66	22.86	206.20
HT - II	Others	28.65	35.19	678.49	65.76	179.92	3.65	6.58	35.19	155.72	8.71	35.19	206.20
HT - III	Airports, Bus Stations and Railways Stations	15.59	19.14	678.49	42.63	116.63	3.65	3.58	19.14	155.72	4.74	19.14	206.20
HT- IV-A-i	Lift Irrigation & Agriculture	251.71	309.15	678.49	647.32	1771.16	3.65	57.77	309.15	155.72	76.50	309.15	206.20
HT - V-A-i	Railway Traction	98.81	121.36	678.49	214.15	585.95	3.65	22.68	121.36	155.72	30.03	121.36	206.20
HT - V-B-i	HMR Traction	17.74	21.79	678.49	42.41	116.03	3.65	4.07	21.79	155.72	5.39	21.79	206.20
HT - VI	Townships & Residential Colonies	0.00	0.00	NA	0.00	0.00	NA	0.00	0.00	NA	0.00	0.00	NA
HT - II B	Wholly Religious Places	0.00	0.00	NA	0.00	0.00	NA	0.00	0.00	NA	0.00	0.00	NA
Grand Total		8302.70	8898.47	20407.80	20917.34	53246.08	3.93	1662.86	8898.47	155.72	2201.88	8898.47	206.20

Consumer Category		Distribution			Retail Supply			Cost Allocation				Cost Allocation		Total Cost	Sales	CoS
		Demand			Energy			Demand - G	Demand - T	Demand - D	Energy	Demand	Energy			
		Cost	Rate Basis - Contracts / NCP G-T interface	CoS	Cost	Recovery Basis - Energy Sales	CoS									
		Rs. Crore	MW	Rs. / kVA / Month	Rs. Crore	MU	Rs. /kWh	Rs. Crore	Rs. Crore	Rs. Crore	Rs. Crore	Rs. Crore	Rs. Crore			
LT Categories																
LT I (A&B)	Domestic	1298.45	1657.94	652.64	184.29	11668.37	0.16	1709.47	720.07	1298.45	5005.10	3727.98	5005.10	8733.08	11668.37	7.48
LT II (A, B, C & D)	Non-Domestic / Commercial	537.86	686.77	652.64	62.27	3942.50	0.16	708.12	298.28	537.86	1691.12	1544.25	1691.12	3235.37	3942.50	8.21
LT III	Industry	149.61	191.03	652.64	16.69	1056.85	0.16	196.97	82.97	149.61	453.33	429.55	453.33	882.88	1056.85	8.35
LT IV (A&B)	Cottage Industries & Dhobighats	1.37	1.75	652.64	0.15	9.49	0.16	1.80	0.76	1.37	4.07	3.93	4.07	8.00	9.49	8.43
LT V (A&B)	Irrigation & Agriculture	1646.77	2102.70	652.64	180.75	11444.33	0.16	2168.04	913.23	1646.77	4909.00	4728.05	4909.00	9637.05	11444.33	8.42
LT VI (A&B)	Local Bodies, Street Lighting & PWS	74.04	94.54	652.64	8.15	515.79	0.16	97.48	41.06	74.04	221.25	212.58	221.25	433.83	515.79	8.41
LT VII (A&B)	Others (General Purpose & Temporary)	32.86	41.96	652.64	3.94	249.41	0.16	43.26	18.22	32.86	106.98	94.35	106.98	201.33	249.41	8.07
LT IX	EVs	0.38	0.49	652.64	0.06	4.11	0.16	0.50	0.21	0.38	1.76	1.09	1.76	2.86	4.11	6.95
HT Categories																
HT category 11 kV																
HT - I-A	Industry General	230.63	837.05	229.60	65.19	4567.77	0.14	691.34	363.54	230.63	1770.63	1285.51	1770.63	3056.14	4567.77	6.69
HT - I-B	Ferro Alloy Units	0.02	0.06	229.60	0.00	0.23	0.14	0.04	0.03	0.02	0.09	0.08	0.09	0.17	0.23	7.37
HT - II	Others	108.34	393.21	229.60	33.49	2346.53	0.14	324.77	170.78	108.34	909.60	603.88	909.60	1513.48	2346.53	6.45

HT - III	Airports, Bus Stations and Railways Stations	0.32	1.17	229.60	0.08	5.43	0.14	0.97	0.51	0.32	2.11	1.80	2.11	3.91	5.43	7.20
HT - IV-A	Lift Irrigation & Agriculture	7.53	27.35	229.60	2.36	165.23	0.14	23.22	11.88	7.53	64.05	42.63	64.05	106.68	165.23	6.46
HT - VI	HT VI: Townships & Residential Colonies	14.51	52.66	229.60	3.79	265.41	0.14	43.49	22.87	14.51	102.88	80.87	102.88	183.75	265.41	6.92
HT - VII & IX	HT VII & IX: Temporary & EVs	11.22	40.73	229.60	3.57	249.90	0.14	34.59	17.69	11.22	96.87	63.49	96.87	160.37	249.90	6.42
HT - II B	Wholly Religious Places	0.00	0.00	NA	0.00	0.00	NA	0.00	0.00	0.00	0.00	0.00	0.00	0.00	0.00	NA
HT category 33 kV																
HT - I-A	Industry General	73.90	1081.03	56.97	93.12	6624.30	0.14	882.81	469.51	73.90	2529.14	1426.22	2529.14	3955.36	6624.30	5.97
HT - I-B	Ferro Alloy Units	0.00	0.00	NA	0.00	0.00	NA	0.00	0.00	0.00	0.00	0.00	0.00	0.00	0.00	NA
HT - II	Others	18.59	271.97	56.97	22.23	1581.46	0.14	222.10	118.12	18.59	603.80	358.81	603.80	962.61	1581.46	6.09
HT - III	Airports, Bus Stations and Railways Stations	0.00	0.00	NA	0.00	0.00	NA	0.00	0.00	0.00	0.00	0.00	0.00	0.00	0.00	NA
HT - IV-A	Lift Irrigation & Agriculture	4.72	69.02	56.97	4.68	332.59	0.14	56.87	29.98	4.72	126.98	91.57	126.98	218.55	332.59	6.57
HT - V	Railway Traction & HMR	0.00	0.00	NA	0.00	0.00	NA	0.00	0.00	0.00	0.00	0.00	0.00	0.00	0.00	NA
HT - VI	Townships & Residential Colonies	2.32	33.96	56.97	2.29	163.05	0.14	27.73	14.75	2.32	62.25	44.80	62.25	107.05	163.05	6.57
HT - VII	Temporary	0.32	4.66	56.97	0.55	39.39	0.14	3.84	2.02	0.32	15.04	6.18	15.04	21.22	39.39	5.39
HT - II B	Wholly Religious Places	0.03	0.43	56.97	0.05	3.63	0.14	0.35	0.19	0.03	1.39	0.57	1.39	1.96	3.63	5.39
HT category 132 kV and above																
HT - I-A	Industry General	0.00	778.50	0.00	71.18	5094.66	0.14	633.84	338.11	0.00	1933.17	971.96	1933.17	2905.12	5094.66	5.70

HT - I-B	Ferro Alloy Units	0.00	22.86	0.00	2.04	145.93	0.14	18.61	9.93	0.00	55.37	28.54	55.37	83.92	145.93	5.75
HT - II	Others	0.00	35.19	0.00	2.51	179.92	0.14	28.65	15.28	0.00	68.27	43.93	68.27	112.20	179.92	6.24
HT - III	Airports, Bus Stations and Railways Stations	0.00	19.14	0.00	1.63	116.63	0.14	15.59	8.31	0.00	44.26	23.90	44.26	68.16	116.63	5.84
HT - IV-A-i	Lift Irrigation & Agriculture	0.00	309.15	0.00	24.75	1771.16	0.14	251.71	134.27	0.00	672.07	385.98	672.07	1058.04	1771.16	5.97
HT - V-A-i	Railway Traction	0.00	121.36	0.00	8.19	585.95	0.14	98.81	52.71	0.00	222.34	151.51	222.34	373.85	585.95	6.38
HT - V-B-i	HMR Traction	0.00	21.79	0.00	1.62	116.03	0.14	17.74	9.47	0.00	44.03	27.21	44.03	71.24	116.03	6.14
HT - VI	Townships & Residential Colonies	0.00	0.00	NA	0.00	0.00	NA	0.00	0.00	0.00	0.00	0.00	0.00	0.00	0.00	NA
HT - II B	Wholly Religious Places	0.00	0.00	NA	0.00	0.00	NA	0.00	0.00	0.00	0.00	0.00	0.00	0.00	0.00	NA
Grand Total		4213.80	8898.47	394.62	799.62	53246.08	0.15	8302.70	3864.73	4213.80	21716.95	16381.23	21716.95	38098.19	53246.08	7.16

Annexure IX
TGNPDCL – Cost of Service

Consumer Category		Generation Cost						Transmission - Inter-State			Transmission - Intra-State		
		Demand			Energy			Demand			Demand		
		Cost	Rate Basis - Contracts / NCP G-T interface	CoS	Cost	Recovery Basis - Energy Sales	CoS	Cost	Rate Basis - Contracts / NCP G-T interface	CoS	Cost	Rate Basis - Contracts / NCP G-T interface	CoS
		Rs. Crore	MW	Rs. /kVA/Month	Rs. Crore	MU	Rs. / kWh	Rs. Crore	MW	Rs. / kVA / Month	Rs. Crore	MW	Rs. / kVA / Month
LT Categories													
LT I (A&B)	Domestic	645.54	626.71	858.38	1753.70	4410.69	3.98	133.75	626.71	177.85	177.11	626.71	235.50
LT II (A, B, C & D)	Non-Domestic/ Commercial	188.25	163.23	961.10	408.75	1028.04	3.98	34.84	163.23	177.85	46.13	163.23	235.50

Consumer Category		Generation Cost						Transmission - Inter-State			Transmission - Intra-State		
		Demand			Energy			Demand			Demand		
		Cost	Rate Basis - Contracts / NCP G-T interface	CoS	Cost	Recovery Basis - Energy Sales	CoS	Cost	Rate Basis - Contracts / NCP G-T interface	CoS	Cost	Rate Basis - Contracts / NCP G-T interface	CoS
		Rs. Crore	MW	Rs. /kVA/Month	Rs. Crore	MU	Rs. / kWh	Rs. Crore	MW	Rs. / kVA / Month	Rs. Crore	MW	Rs. / kVA / Month
LT III	Industry	41.47	32.16	1074.61	94.84	238.54	3.98	6.86	32.16	177.85	9.09	32.16	235.50
LT IV (A&B)	Cottage Industries & Dhobighats	1.85	1.56	989.32	3.25	8.19	3.98	0.33	1.56	177.85	0.44	1.56	235.50
LT V (A&B)	Irrigation & Agriculture	1649.55	1459.11	942.10	3376.86	8493.09	3.98	311.40	1459.11	177.85	412.34	1459.11	235.50
LT VI (A&B)	Local Bodies, Street Lighting & PWS	61.86	89.78	574.14	151.44	380.90	3.98	19.16	89.78	177.85	25.37	89.78	235.50
LT VII (A&B)	Others (General Purpose & Temporary)	13.49	19.57	574.14	33.02	83.04	3.98	4.18	19.57	177.85	5.53	19.57	235.50
LT IX	EVs	0.05	0.04	1095.26	0.07	0.17	3.98	0.01	0.04	177.85	0.01	0.04	235.50
HT Categories													
HT category 11 kV													
HT - I-A	Industry General	165.35	147.10	936.75	413.17	1146.61	3.60	31.39	147.10	177.85	41.57	147.10	235.50
HT - I-B	Ferro Alloy Units	0.00	0.00	NA	0.00	0.00	NA	0.00	0.00	NA	0.00	0.00	NA
HT - II	Others	33.28	35.76	775.51	84.93	235.69	3.60	7.63	35.76	177.85	10.11	35.76	235.50
HT - III	Airports, Bus Stations and Railways Stations	1.41	1.34	876.66	3.05	8.47	3.60	0.29	1.34	177.85	0.38	1.34	235.50
HT - IV-A	Lift Irrigation & Agriculture	26.57	24.60	899.76	67.70	187.87	3.60	5.25	24.60	177.85	6.95	24.60	235.50
HT - VI	HT VI: Townships & Residential Colonies	0.96	1.74	460.41	3.29	9.13	3.60	0.37	1.74	177.85	0.49	1.74	235.50

Consumer Category		Generation Cost						Transmission - Inter-State			Transmission - Intra-State		
		Demand			Energy			Demand			Demand		
		Cost	Rate Basis - Contracts / NCP G-T interface	CoS	Cost	Recovery Basis - Energy Sales	CoS	Cost	Rate Basis - Contracts / NCP G-T interface	CoS	Cost	Rate Basis - Contracts / NCP G-T interface	CoS
		Rs. Crore	MW	Rs. /kVA/Month	Rs. Crore	MU	Rs. / kWh	Rs. Crore	MW	Rs. / kVA / Month	Rs. Crore	MW	Rs. / kVA / Month
HT - VII & IX	HT VII & IX: Temporary & EVs	2.24	2.11	886.95	5.32	14.77	3.60	0.45	2.11	177.85	0.60	2.11	235.50
HT - II B	Wholly Religious Places	138.97	147.00	787.78	347.40	964.07	3.60	31.37	147.00	177.85	41.54	147.00	235.50
HT category 33 kV													
HT - I-A	Industry General	32.05	30.71	869.85	77.92	218.15	3.57	6.55	30.71	177.85	8.68	30.71	235.50
HT - I-B	Ferro Alloy Units	0.97	0.90	898.54	2.64	7.40	3.57	0.19	0.90	177.85	0.25	0.90	235.50
HT - II	Others	2.22	2.62	705.26	6.12	17.14	3.57	0.56	2.62	177.85	0.74	2.62	235.50
HT - III	Airports, Bus Stations and Railways Stations	0.00	0.00	NA	0.00	0.00	NA	0.00	0.00	NA	0.00	0.00	NA
HT - IV-A	Lift Irrigation & Agriculture	52.79	51.67	851.46	142.68	399.45	3.57	11.03	51.67	177.85	14.60	51.67	235.50
HT - V	Railway Traction & HMR	0.00	0.00	NA	0.00	0.00	NA	0.00	0.00	NA	0.00	0.00	NA
HT - VI	Townships & Residential Colonies	5.81	5.74	844.04	12.52	35.07	3.57	1.23	5.74	177.85	1.62	5.74	235.50
HT - VII	Temporary	1.34	1.35	829.44	2.94	8.24	3.57	0.29	1.35	177.85	0.38	1.35	235.50
HT - II B	Wholly Religious Places	0.00	0.00	NA	0.00	0.00	NA	0.00	0.00	NA	0.00	0.00	NA
HT category 132 kV and above													
HT - I-A	Industry General	96.46	101.30	793.47	236.40	662.75	3.57	21.62	101.30	177.85	28.63	101.30	235.50
HT - I-B	Ferro Alloy Units	0.00	0.00	NA	0.00	0.00	NA	0.00	0.00	NA	0.00	0.00	NA

Consumer Category		Generation Cost						Transmission - Inter-State			Transmission - Intra-State		
		Demand			Energy			Demand			Demand		
		Cost	Rate Basis - Contracts / NCP G-T interface	CoS	Cost	Recovery Basis - Energy Sales	CoS	Cost	Rate Basis - Contracts / NCP G-T interface	CoS	Cost	Rate Basis - Contracts / NCP G-T interface	CoS
		Rs. Crore	MW	Rs. /kVA/Month	Rs. Crore	MU	Rs. / kWh	Rs. Crore	MW	Rs. / kVA / Month	Rs. Crore	MW	Rs. / kVA / Month
HT - II	Others	0.67	0.61	924.16	1.79	5.03	3.57	0.13	0.61	177.85	0.17	0.61	235.50
HT - III	Airports, Bus Stations and Railways Stations	0.00	0.00	NA	0.00	0.00	NA	0.00	0.00	NA	0.00	0.00	NA
HT- IV-A-i	Lift Irrigation & Agriculture	204.80	215.09	793.47	543.91	1524.88	3.57	45.90	215.09	177.85	60.78	215.09	235.50
HT - V-A-i	Railway Traction	88.58	82.37	896.15	229.58	643.63	3.57	17.58	82.37	177.85	23.28	82.37	235.50
HT - V-B-i	HMR Traction	0.00	0.00	NA	0.00	0.00	NA	0.00	0.00	NA	0.00	0.00	NA
HT - VI	Townships & Residential Colonies	9.25	8.25	933.49	24.87	69.74	3.57	1.76	8.25	177.85	2.33	8.25	235.50
HT - II B	Wholly Religious Places	0.06	0.06	933.49	0.17	0.47	3.57	0.01	0.06	177.85	0.02	0.06	235.50
Grand Total		3465.83	3252.46	888.00	8028.36	20801.22	3.86	694.13	3252.46	177.85	919.14	3252.46	235.50

Category		Distribution			Retail Supply			Cost Allocation				Cost Allocation		Total Cost	Sales	CoS
		Demand			Energy			Demand - G	Demand - T	Demand - D	Energy	Demand	Energy			
		Cost	Rate Basis - Contracts / NCP G-T interface	CoS	Cost	Recovery Basis - Energy Sales	CoS									
		Rs. Crore	MW	Rs. / kVA /Month	Rs. Crore	MU	Rs. / kWh	Rs. Crore	Rs. Crore	Rs. Crore	Rs. Crore	Rs. Crore	Rs. Crore	Rs. Crore	Rs. Crore	MU
LT Categories																
LT I (A&B)	Domestic	695.31	626.71	924.56	93.14	4410.69	0.21	645.54	310.86	695.31	1846.83	1651.71	1846.83	3498.55	4410.69	7.93

Category		Distribution			Retail Supply			Cost Allocation				Cost Allocation		Total Cost	Sales	CoS
		Demand			Energy			Demand - G	Demand - T	Demand - D	Energy	Demand	Energy			
		Cost	Rate Basis – Contracts / NCP G-T interface	CoS	Cost	Recovery Basis - Energy Sales	CoS									
		Rs. Crore	MW	Rs. / kVA /Month	Rs. Crore	MU	Rs. / kWh	Rs. Crore	Rs. Crore	Rs. Crore	Rs. Crore	Rs. Crore	Rs. Crore	Rs. Crore	MU	Rs. / kWh
LT II (A, B, C & D)	Non-Domestic/ Commercial	181.10	163.23	924.56	21.71	1028.04	0.21	188.25	80.96	181.10	430.46	450.31	430.46	880.77	1028.04	8.57
LT III	Industry	35.68	32.16	924.56	5.04	238.54	0.21	41.47	15.95	35.68	99.88	93.10	99.88	192.98	238.54	8.09
LT IV (A&B)	Cottage Industries & Dhobi Ghats	1.73	1.56	924.56	0.17	8.19	0.21	1.85	0.77	1.73	3.43	4.36	3.43	7.79	8.19	9.51
LT V (A&B)	Irrigation & Agriculture	1618.85	1459.11	924.56	179.34	8493.09	0.21	1649.55	723.74	1618.85	3556.21	3992.15	3556.21	7548.35	8493.09	8.89
LT VI (A&B)	Local Bodies, Street Lighting & PWS	99.61	89.78	924.56	8.04	380.90	0.21	61.86	44.53	99.61	159.49	206.00	159.49	365.49	380.90	9.60
LT VII (A&B)	Others (General Purpose & Temporary)	21.72	19.57	924.56	1.75	83.04	0.21	13.49	9.71	21.72	34.77	44.91	34.77	79.68	83.04	9.60
LT IX	EVs	0.04	0.04	924.56	0.00	0.17	0.21	0.05	0.02	0.04	0.07	0.11	0.07	0.18	0.17	10.39
HT Categories																
HT category 11 kV																
HT - I-A	Industry General	66.60	147.10	377.30	21.94	1146.61	0.19	165.35	72.96	66.60	435.12	304.91	435.12	740.03	1146.61	6.45
HT - I-B	Ferro Alloy Units	0.00	0.00	NA	0.00	0.00	NA	0.00	0.00	0.00	0.00	0.00	0.00	0.00	0.00	NA
HT - II	Others	16.19	35.76	377.30	4.51	235.69	0.19	33.28	17.74	16.19	89.44	67.21	89.44	156.65	235.69	6.65
HT - III	Airports, Bus Stations and Railways Stations	0.61	1.34	377.30	0.16	8.47	0.19	1.41	0.67	0.61	3.22	2.68	3.22	5.90	8.47	6.96
HT - IV-A	Lift Irrigation & Agriculture	11.14	24.60	377.30	3.60	187.87	0.19	26.57	12.20	11.14	71.29	49.91	71.29	121.20	187.87	6.45

Category		Distribution			Retail Supply			Cost Allocation				Cost Allocation		Total Cost	Sales	CoS
		Demand			Energy			Demand - G	Demand - T	Demand - D	Energy	Demand	Energy			
		Cost	Rate Basis – Contracts / NCP G-T interface	CoS	Cost	Recovery Basis - Energy Sales	CoS									
		Rs. Crore	MW	Rs. / kVA /Month	Rs. Crore	MU	Rs. / kWh	Rs. Crore	Rs. Crore	Rs. Crore	Rs. Crore	Rs. Crore	Rs. Crore	Rs. Crore	Rs. Crore	MU
HT - VI	HT VI: Townships & Residential Colonies	0.79	1.74	377.30	0.17	9.13	0.19	0.96	0.86	0.79	3.46	2.61	3.46	6.07	9.13	6.65
HT - VII & IX	HT VII & IX: Temporary & EVs	0.95	2.11	377.30	0.28	14.77	0.19	2.24	1.05	0.95	5.60	4.24	5.60	9.85	14.77	6.67
HT - II B	Wholly Religious Places	66.56	147.00	377.30	18.45	964.07	0.19	138.97	72.92	66.56	365.85	278.44	365.85	644.28	964.07	6.68
HT category 33 kV																
HT - I-A	Industry General	1.78	30.71	48.21	4.14	218.15	0.19	32.05	15.23	1.78	82.06	49.06	82.06	131.12	218.15	6.01
HT - I-B	Ferro Alloy Units	0.05	0.90	48.21	0.14	7.40	0.19	0.97	0.44	0.05	2.78	1.46	2.78	4.24	7.40	5.74
HT - II	Others	0.15	2.62	48.21	0.33	17.14	0.19	2.22	1.30	0.15	6.45	3.67	6.45	10.12	17.14	5.90
HT - III	Airports, Bus Stations and Railways Stations	0.00	0.00	NA	0.00	0.00	NA	0.00	0.00	0.00	0.00	0.00	0.00	0.00	0.00	NA
HT - IV-A	Lift Irrigation & Agriculture	2.99	51.67	48.21	7.58	399.45	0.19	52.79	25.63	2.99	150.25	81.41	150.25	231.67	399.45	5.80
HT - V	Railway Traction & HMR	0.00	0.00	NA	0.00	0.00	NA	0.00	0.00	0.00	0.00	0.00	0.00	0.00	0.00	NA
HT - VI	Townships & Residential Colonies	0.33	5.74	48.21	0.67	35.07	0.19	5.81	2.85	0.33	13.19	8.99	13.19	22.18	35.07	6.33
HT - VII	Temporary	0.08	1.35	48.21	0.16	8.24	0.19	1.34	0.67	0.08	3.10	2.09	3.10	5.18	8.24	6.29
HT - II B	Wholly Religious Places	0.00	0.00	NA	0.00	0.00	NA	0.00	0.00	0.00	0.00	0.00	0.00	0.00	0.00	NA
HT category 132 kV and above																

Category		Distribution			Retail Supply			Cost Allocation				Cost Allocation		Total Cost	Sales	CoS
		Demand			Energy			Demand - G	Demand - T	Demand - D	Energy	Demand	Energy			
		Cost	Rate Basis – Contracts / NCP G-T interface	CoS	Cost	Recovery Basis - Energy Sales	CoS									
		Rs. Crore	MW	Rs. / kVA /Month	Rs. Crore	MU	Rs. / kWh	Rs. Crore	Rs. Crore	Rs. Crore	Rs. Crore	Rs. Crore	Rs. Crore	Rs. Crore	Rs. Crore	MU
HT - I-A	Industry General	0.00	101.30	0.00	12.55	662.75	0.19	96.46	50.25	0.00	248.95	146.70	248.95	395.66	662.75	5.97
HT - I-B	Ferro Alloy Units	0.00	0.00	NA	0.00	0.00	NA	0.00	0.00	0.00	0.00	0.00	0.00	0.00	0.00	NA
HT - II	Others	0.00	0.61	0.00	0.10	5.03	0.19	0.67	0.30	0.00	1.89	0.98	1.89	2.87	5.03	5.70
HT - III	Airports, Bus Stations and Railways Stations	0.00	0.00	NA	0.00	0.00	NA	0.00	0.00	0.00	0.00	0.00	0.00	0.00	0.00	NA
HT - IV-A-i	Lift Irrigation & Agriculture	0.00	215.09	0.00	28.89	1524.88	0.19	204.80	106.69	0.00	572.80	311.49	572.80	884.29	1524.88	5.80
HT - V-A-i	Railway Traction	0.00	82.37	0.00	12.19	643.63	0.19	88.58	40.85	0.00	241.77	129.43	241.77	371.20	643.63	5.77
HT - V-B-i	HMR Traction	0.00	0.00	NA	0.00	0.00	NA	0.00	0.00	0.00	0.00	0.00	0.00	0.00	0.00	NA
HT - VI	Townships & Residential Colonies	0.00	8.25	0.00	1.32	69.74	0.19	9.25	4.09	0.00	26.20	13.34	26.20	39.53	69.74	5.67
HT - II B	Wholly Religious Places	0.00	0.06	0.00	0.01	0.47	0.19	0.06	0.03	0.00	0.18	0.09	0.18	0.27	0.47	5.67
Grand Total		2822.25	3252.46	723.11	426.38	20801.22	0.20	3465.83	1613.27	2822.25	8454.74	7901.36	8454.74	16356.10	20801.22	7.86

Annexure X

TGDISCOM – Cost of Service

Consumer Category		Generation Cost					Transmission - Inter-State			Transmission - Intra-State			
		Demand			Energy		Demand			Demand			
		Cost	Rate Basis - Contracts/ NCP G-T interface	CoS	Cost	Recovery Basis - Energy Sales	CoS	Cost	Rate Basis - Contracts/ NCP G-T interface	CoS	Cost	Rate Basis - Contracts/ NCP G-T interface	CoS
		Rs. Crore	MW	Rs. /kVA/ Month	Rs. Crore	MU	Rs. / kWh	Rs. Crore	MW	Rs./kVA/ Month	Rs. Crore	MW	Rs. /kVA/ Month
LT Categories													
LT I (A&B)	Domestic	2355.01	2284.65	859.00	6574.51	16079.06	4.09	443.57	2284.65	161.79	587.35	2284.65	214.24
LT II (A, B, C & D)	Non-Domestic / Commercial	896.37	850.00	878.79	2037.60	4970.54	4.10	163.17	850.00	159.97	216.07	850.00	211.83
LT III	Industry	238.44	223.19	890.26	531.49	1295.39	4.10	42.56	223.19	158.91	56.36	223.19	210.42
LT IV (A&B)	Cottage Industries & Dhobighats	3.65	3.31	920.63	7.18	17.68	4.06	0.66	3.31	166.17	0.87	3.31	220.03
LT V (A&B)	Irrigation & Agriculture	3817.60	3561.81	893.18	8105.11	19937.42	4.07	704.33	3561.81	164.79	932.64	3561.81	218.20
LT VI (A&B)	Local Bodies, Street Lighting & PWS	159.34	184.32	720.37	364.54	896.69	4.07	36.83	184.32	166.50	48.77	184.32	220.47
LT VII (A&B)	Others (General Purpose & Temporary)	56.75	61.53	768.55	136.06	332.45	4.09	12.02	61.53	162.76	15.91	61.53	215.52
LT IX	EVs	0.55	0.52	875.69	1.77	4.28	4.13	0.10	0.52	157.27	0.13	0.52	208.25
HT Categories													
HT category 11 kV													
HT - I-A	Industry General	856.69	984.14	725.41	2118.61	5714.38	3.71	187.81	984.14	159.03	248.69	984.14	210.58
HT - I-B	Ferro Alloy Units	0.04	0.06	520.76	0.08	0.23	3.73	0.01	0.06	155.72	0.01	0.06	206.20
HT - II	Others	358.04	428.97	695.55	961.04	2582.23	3.72	81.11	428.97	157.57	107.40	428.97	208.65
HT - III	Airports, Bus Stations and Railways Stations	2.38	2.52	788.75	5.08	13.90	3.65	0.51	2.52	167.52	0.67	2.52	221.83

Consumer Category		Generation Cost					Transmission - Inter-State			Transmission - Intra-State			
		Demand			Energy		Demand			Demand			
		Cost	Rate Basis - Contracts/ NCP G-T interface	CoS	Cost	Recovery Basis - Energy Sales	CoS	Cost	Rate Basis - Contracts/ NCP G-T interface	CoS	Cost	Rate Basis - Contracts/ NCP G-T interface	CoS
		Rs. Crore	MW	Rs. /kVA/ Month	Rs. Crore	MU	Rs. / kWh	Rs. Crore	MW	Rs./kVA/ Month	Rs. Crore	MW	Rs. /kVA/ Month
HT - IV-A	Lift Irrigation & Agriculture	49.79	51.95	798.64	129.39	353.10	3.66	10.36	51.95	166.20	13.72	51.95	220.08
HT - VI	HT VI: Townships & Residential Colonies	44.45	54.39	681.00	102.38	274.54	3.73	10.21	54.39	156.43	13.52	54.39	207.14
HT - VII & IX	HT VII & IX: Temporary & EVs	36.83	42.84	716.49	98.63	264.67	3.73	8.06	42.84	156.81	10.67	42.84	207.65
HT - II B	Wholly Religious Places	138.97	147.00	787.78	347.40	964.07	3.60	31.37	147.00	177.85	41.54	147.00	235.50
HT category 33 kV													
HT - I-A	Industry General	914.86	1111.74	685.76	2513.94	6842.45	3.67	208.57	1111.74	156.34	276.17	1111.74	207.01
HT - I-B	Ferro Alloy Units	0.97	0.90	898.54	2.64	7.40	3.57	0.19	0.90	177.85	0.25	0.90	235.50
HT - II	Others	224.32	274.59	680.77	587.69	1598.60	3.68	51.38	274.59	155.94	68.04	274.59	206.48
HT - III	Airports, Bus Stations and Railways Stations	0.00	0.00	NA	0.00	0.00	NA	0.00	0.00	NA	0.00	0.00	NA
HT - IV-A	Lift Irrigation & Agriculture	109.66	120.69	757.19	264.98	732.04	3.62	23.93	120.69	165.20	31.68	120.69	218.75
HT - V	Railway Traction & HMR	0.00	0.00	NA	0.00	0.00	NA	0.00	0.00	NA	0.00	0.00	NA
HT - VI	Townships & Residential Colonies	33.54	39.70	704.17	72.49	198.12	3.66	7.57	39.70	158.92	10.02	39.70	210.44
HT - VII	Temporary	5.18	6.01	718.63	17.43	47.63	3.66	1.16	6.01	160.68	1.53	6.01	212.77
HT - II B	Wholly Religious Places	0.35	0.43	680.53	1.34	3.63	3.68	0.08	0.43	155.72	0.11	0.43	206.20
HT category 132 kV and above													

Consumer Category		Generation Cost					Transmission - Inter-State			Transmission - Intra-State			
		Demand			Energy		Demand			Demand			
		Cost	Rate Basis - Contracts/ NCP G-T interface	CoS	Cost	Recovery Basis - Energy Sales	CoS	Cost	Rate Basis - Contracts/ NCP G-T interface	CoS	Cost	Rate Basis - Contracts/ NCP G-T interface	CoS
		Rs. Crore	MW	Rs. /kVA/ Month	Rs. Crore	MU	Rs. / kWh	Rs. Crore	MW	Rs./kVA/ Month	Rs. Crore	MW	Rs. /kVA/ Month
HT - I-A	Industry General	730.30	879.80	691.73	2098.39	5757.41	3.64	167.10	879.80	158.27	221.26	879.80	209.58
HT - I-B	Ferro Alloy Units	18.61	22.86	678.49	53.34	145.93	3.65	4.27	22.86	155.72	5.66	22.86	206.20
HT - II	Others	29.32	35.79	682.66	67.55	184.96	3.65	6.70	35.79	156.10	8.88	35.79	206.70
HT - III	Airports, Bus Stations and Railways Stations	15.59	19.14	678.49	42.63	116.63	3.65	3.58	19.14	155.72	4.74	19.14	206.20
HT - IV-A-i	Lift Irrigation & Agriculture	456.51	524.24	725.66	1191.23	3296.04	3.61	103.68	524.24	164.80	137.28	524.24	218.22
HT - V-A-i	Railway Traction	187.38	203.72	766.49	443.73	1229.59	3.61	40.26	203.72	164.67	53.31	203.72	218.05
HT - V-B-i	HMR Traction	17.74	21.79	678.49	42.41	116.03	3.65	4.07	21.79	155.72	5.39	21.79	206.20
HT - VI	Townships & Residential Colonies	9.25	8.25	933.49	24.87	69.74	3.57	1.76	8.25	177.85	2.33	8.25	235.50
HT - II B	Wholly Religious Places	0.06	0.06	933.49	0.17	0.47	3.57	0.01	0.06	177.85	0.02	0.06	235.50
Grand Total		11768.54	12150.93	807.11	28945.69	74047.30	3.91	2356.99	12150.93	161.65	3121.02	12150.93	214.05

Consumer Category		Distribution			Retail Supply			Cost Allocation				Cost Allocation		Total Cost	Sales	CoS
		Demand			Energy			Demand - G	Demand - T	Demand - D	Energy	Demand	Energy			
		Cost	Rate Basis – Contracts / NCP G-T interface	CoS	Cost	Recovery Basis - Energy Sales	CoS									
		Rs. Crore	MW	Rs. / kVA/ Month	Rs. Crore	MU	Rs. / kWh	Rs. Crore	Rs. Crore	Rs. Crore	Rs. Crore	Rs. Crore	Rs. Crore	Rs. Crore	MU	Rs. / kWh
LT Categories																
LT I (A&B)	Domestic	1993.77	2284.65	727.23	277.43	16079.06	0.17	2355.01	1030.92	1993.77	6851.93	5379.70	6851.93	12231.63	16079.06	7.61
LT II (A, B, C & D)	Non-Domestic / Commercial	718.96	850.00	704.86	83.98	4970.54	0.17	896.37	379.24	718.96	2121.58	1994.57	2121.58	4116.15	4970.54	8.28
LT III	Industry	185.29	223.19	691.82	21.73	1295.39	0.17	238.44	98.92	185.29	553.21	522.65	553.21	1075.86	1295.39	8.31
LT IV (A&B)	Cottage Industries & Dhobighats	3.10	3.31	780.99	0.32	17.68	0.18	3.65	1.53	3.10	7.50	8.29	7.50	15.79	17.68	8.93
LT V (A&B)	Irrigation & Agriculture	3265.62	3561.81	764.04	360.09	19937.42	0.18	3817.60	1636.98	3265.62	8465.21	8720.19	8465.21	17185.40	19937.42	8.62
LT VI (A&B)	Local Bodies, Street Lighting & PWS	173.65	184.32	785.09	16.19	896.69	0.18	159.34	85.59	173.65	380.73	418.58	380.73	799.32	896.69	8.91
LT VII (A&B)	Others(General Purpose & Temporary)	54.58	61.53	739.14	5.69	332.45	0.17	56.75	27.93	54.58	141.75	139.26	141.75	281.01	332.45	8.45
LT IX	EVs	0.42	0.52	671.61	0.07	4.28	0.16	0.55	0.23	0.42	1.84	1.20	1.84	3.04	4.28	7.09
HT Categories																
HT category 11 kV																
HT - I-A	Industry General	297.22	984.14	251.68	87.14	5714.38	0.15	856.69	436.50	297.22	2205.75	1590.42	2205.75	3796.17	5714.38	6.64
HT - I-B	Ferro Alloy Units	0.02	0.06	229.60	0.00	0.23	0.14	0.04	0.03	0.02	0.09	0.08	0.09	0.17	0.23	7.37
HT - II	Others	124.53	428.97	241.91	38.00	2582.23	0.15	358.04	188.52	124.53	999.04	671.09	999.04	1670.13	2582.23	6.47
HT - III	Airports,	0.93	2.52	308.37	0.24	13.90	0.17	2.38	1.18	0.93	5.32	4.49	5.32	9.81	13.90	7.05

Consumer Category		Distribution			Retail Supply			Cost Allocation				Cost Allocation		Total Cost	Sales	CoS
		Demand			Energy			Demand - G	Demand - T	Demand - D	Energy	Demand	Energy	Total Cost	Sales	CoS
		Cost	Rate Basis – Contracts / NCP G-T interface	CoS	Cost	Recovery Basis - Energy Sales	CoS									
		Rs. Crore	MW	Rs. / kVA/ Month	Rs. Crore	MU	Rs. / kWh	Rs. Crore	Rs. Crore	Rs. Crore	Rs. Crore	Rs. Crore	Rs. Crore	Rs. Crore	MU	Rs. / kWh
	Bus Stations and Railways Stations															
HT - IV-A	Lift Irrigation & Agriculture	18.67	51.95	299.55	5.95	353.10	0.17	49.79	24.08	18.67	135.34	92.54	135.34	227.88	353.10	6.45
HT - VI	HT VI: Townships & Residential Colonies	15.29	54.39	234.32	3.96	274.54	0.14	44.45	23.73	15.29	106.35	83.47	106.35	189.82	274.54	6.91
HT - VII & IX	HT VII & IX: Temporary & EVs	12.18	42.84	236.87	3.85	264.67	0.15	36.83	18.73	12.18	102.48	67.74	102.48	170.21	264.67	6.43
HT - II B	Wholly Religious Places	66.56	147.00	377.30	18.45	964.07	0.19	138.97	72.92	66.56	365.85	278.44	365.85	644.28	964.07	6.68
HT category 33 kV																
HT - I-A	Industry General	75.68	1111.74	56.72	97.26	6842.45	0.14	914.86	484.74	75.68	2611.20	1475.28	2611.20	4086.48	6842.45	5.97
HT - I-B	Ferro Alloy Units	0.05	0.90	48.21	0.14	7.40	0.19	0.97	0.44	0.05	2.78	1.46	2.78	4.24	7.40	5.74
HT - II	Others	18.74	274.59	56.88	22.56	1598.60	0.14	224.32	119.42	18.74	610.25	362.48	610.25	972.72	1598.60	6.08
HT - III	Airports, Bus Stations and Railways Stations	0.00	0.00	NA	0.00	0.00	NA	0.00	0.00	0.00	0.00	0.00	0.00	0.00	0.00	NA
HT - IV-A	Lift Irrigation &	7.71	120.69	53.22	12.25	732.04	0.17	109.66	55.61	7.71	277.24	172.98	277.24	450.21	732.04	6.15

Consumer Category		Distribution			Retail Supply			Cost Allocation				Cost Allocation		Total Cost	Sales	CoS
		Demand			Energy			Demand - G	Demand - T	Demand - D	Energy	Demand	Energy	Total Cost	Sales	CoS
		Cost	Rate Basis – Contracts / NCP G-T interface	CoS	Cost	Recovery Basis - Energy Sales	CoS									
		Rs. Crore	MW	Rs. / kVA/ Month	Rs. Crore	MU	Rs. / kWh	Rs. Crore	Rs. Crore	Rs. Crore	Rs. Crore	Rs. Crore	Rs. Crore	Rs. Crore	MU	Rs. / kWh
	Agriculture															
HT - V	Railway Traction & HMR	0.00	0.00	NA	0.00	0.00	NA	0.00	0.00	0.00	0.00	0.00	0.00	0.00	0.00	NA
HT - VI	Townships & Residential Colonies	2.65	39.70	55.70	2.96	198.12	0.15	33.54	17.59	2.65	75.44	53.79	75.44	129.23	198.12	6.52
HT - VII	Temporary	0.40	6.01	55.00	0.71	47.63	0.15	5.18	2.69	0.40	18.14	8.27	18.14	26.41	47.63	5.54
HT - II B	Wholly Religious Places	0.03	0.43	56.97	0.05	3.63	0.14	0.35	0.19	0.03	1.39	0.57	1.39	1.96	3.63	5.39
HT category 132 kV and above																
HT - I-A	Industry General	0.00	879.80	0.00	83.73	5757.41	0.15	730.30	388.36	0.00	2182.12	1118.66	2182.12	3300.78	5757.41	5.73
HT - I-B	Ferro Alloy Units	0.00	22.86	0.00	2.04	145.93	0.14	18.61	9.93	0.00	55.37	28.54	55.37	83.92	145.93	5.75
HT - II	Others	0.00	35.79	0.00	2.61	184.96	0.14	29.32	15.58	0.00	70.16	44.90	70.16	115.07	184.96	6.22
HT - III	Airports, Bus Stations and Railways Stations	0.00	19.14	0.00	1.63	116.63	0.14	15.59	8.31	0.00	44.26	23.90	44.26	68.16	116.63	5.84
HT - IV-A-i	Lift Irrigation & Agriculture	0.00	524.24	0.00	53.63	3296.04	0.16	456.51	240.96	0.00	1244.87	697.47	1244.87	1942.33	3296.04	5.89
HT - V-A-i	Railway Traction	0.00	203.72	0.00	20.38	1229.59	0.17	187.38	93.56	0.00	464.11	280.94	464.11	745.06	1229.59	6.06
HT - V-B-i	HMR Traction	0.00	21.79	0.00	1.62	116.03	0.14	17.74	9.47	0.00	44.03	27.21	44.03	71.24	116.03	6.14

Consumer Category		Distribution			Retail Supply			Cost Allocation				Cost Allocation		Total Cost	Sales	CoS
		Demand			Energy			Demand - G	Demand - T	Demand - D	Energy	Demand	Energy	Rs. Crore	MU	Rs. / kWh
		Cost	Rate Basis – Contracts / NCP G-T interface	CoS	Cost	Recovery Basis - Energy Sales	CoS									
		Rs. Crore	MW	Rs. / kVA/ Month	Rs. Crore	MU	Rs. / kWh	Rs. Crore	Rs. Crore	Rs. Crore	Rs. Crore	Rs. Crore	Rs. Crore	Rs. Crore	MU	Rs. / kWh
HT - VI	Townships & Residential Colonies	0.00	8.25	0.00	1.32	69.74	0.19	9.25	4.09	0.00	26.20	13.34	26.20	39.53	69.74	5.67
HT - II B	Wholly Religious Places	0.00	0.06	0.00	0.01	0.47	0.19	0.06	0.03	0.00	0.18	0.09	0.18	0.27	0.47	5.67
Grand Total		7036.05	12150.93	482.55	1226.00	74047.30	0.17	11768.54	5478.01	7036.05	30171.69	24282.59	30171.69	54454.28	74047.30	7.35